

Quote Form



ERVIN MOULDING & TRIM COMPANY
1364 LONDON BRIDGE ROAD
VIRGINIA BEACH VA 23439
757-427-2929



Project Information (ID #4968696)

[Hide](#)

Project Name: PYLE 70th St Doors

Quote Date: 05/05/2021

Customer:

Submitted Date:

Contact Name:

PO#:

Phone (Main):

Phone (Cell):

Sales Rep Name: Trey Pocock

Customer Type:

Terms:

Delivery Information

[Hide](#)

Shipping Contact:

Comments:

Shipping Address:

City:

State:

Zip:

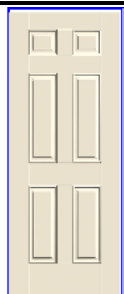
Unit Detail

[Hide All Configuration Options](#)

Item: 0001: Ext 32" x 80" S210 RHI 6 9/16" On-Guard Primed

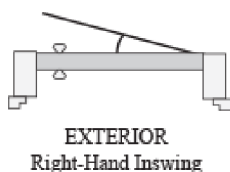
Location: SIDE DOOR

Quantity: 1



Smooth Star 32"x80" Single Door

555.16



Configuration Options [Hide](#)

EXT Single Door 32" x 80" S210 , 6 9/16" On-Guard

Primed, On-Guard Primed Standard Brickmould,

Right Hand Inswing, Polished Chrome Ball Bearing

Hinges, Mill Finish w Light Cap Composite

Adjustable Sill, Bronze Compression

Weatherstripping, Double Lock Bore 2-3/8" Backset

Bore, Strike Prep

Rough Opening: 34 1/2" x 82 1/2"

Total Unit: 36 1/4" x 83 3/8" (Includes Exterior Casing)

Item Total: \$ 555.16

Item Quantity Total: \$ 555.16

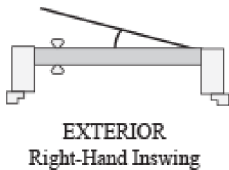
Item: 0002: Ext 32" x 80" S2100-LE RHI 6 9/16" On-Guard Primed

Location: BACK DOOR

Quantity: 1

Smooth Star 32"x80" Single Door

658.99



Configuration Options [Hide](#)

EXT Single Door 32" x 80" S2100-LE (Clear), 6 9/16"
 On-Guard Primed, On-Guard Primed Standard
 Brickmould, Right Hand Inswing, Polished Chrome
 Ball Bearing Hinges, Mill Finish w Light Cap
 Composite Adjustable Sill, Bronze Compression
 Weatherstripping, Double Lock Bore 2-3/8" Backset
 Bore, Strike Prep

Rough Opening: 34 1/2" x 82 1/2"

Total Unit: 36 1/4" x 83 3/8" (Includes Exterior Casing)

Item Total: \$ 658.99

Item Quantity Total: \$ 658.99

Unit Summary

[Hide](#)

Item	Description	Quantity	Unit Price	Total Price
0001	Ext 32" x 80" S210 RHI 6 9/16" On-Guard Primed	1	\$ 555.16	\$ 555.16
0002	Ext 32" x 80" S2100-LE RHI 6 9/16" On-Guard Primed	1	\$ 658.99	\$ 658.99

Project Adjustments

PROFESSIONAL REMOVAL AND INSTALLATION OF ENTRY DOOR INCLUDES PAN, CAULK, SHIM, FOAM, & FLASHING TAPES (PER OPENING) (SINGLE PANEL)	\$ 300.00
PROFESSIONAL REMOVAL AND INSTALLATION OF ENTRY DOOR INCLUDES PAN, CAULK, SHIM, FOAM, & FLASHING TAPES (PER OPENING) (SINGLE PANEL)	\$ 300.00
ADDITIONAL WORK TO REPAIR ROUGH OPENING FOR NEW DOOR WILL BE PERFORMED ON A TIME AND MATERIAL COST BASIS	\$.00

SUBMITTED BY: _____	SUBTOTAL: \$ 1,814.15
ACCEPTED BY: _____	TAXES (6 %): \$ 72.85
DATE: _____	GRAND TOTAL: \$ 1,887.00

Additional Information:

I understand that this order will be placed according to these specifications and is non-refundable.

All products are unfinished unless otherwise specified and should be finished as per the instructions provided by the manufacturer.

Images on this quote should be considered a representation of the product and may vary with respect to color, actual finish options and decorative glass privacy ratings. Please verify with sales associate before

purchasing.

Unless otherwise noted, prices are subject to change without notice, and orders accepted subject to prices in effect at time of shipment. Prices in this catalog apply only to sizes and descriptions listed; any other specifications will be considered special and invoiced as such.