

Quote Form



ERVIN MOULDING & TRIM COMPANY
1364 LONDON BRIDGE ROAD
VIRGINIA BEACH VA 23439
757-427-2929



Project Information (ID #5062706 Revision #8176490)

[Hide](#)

Project Name: JF SCHOCH - CROATAN BEACH HOUSE
EXT DOORS
Customer:
Contact Name:
Phone (Main):
Phone (Cell):
Customer Type:
Terms:

Quote Date: 06/04/2021
Submitted Date:
PO#:
Sales Rep Name:

Delivery Information

[Hide](#)


Shipping Contact:
Shipping Address:
City:
State:
Zip:

Comments:

Unit Detail

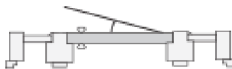
[Hide All Configuration Options](#)

Item: 0002: Ext 12" / 36" / 12" x 96" S8000SL-LE / S8000-LE / S8000SL-LE RHI 6 9/16" On-Guard Location: DR1 - Quantity:
Primed ENTRY 1



Smooth Star 36"x96" Single Door w 2 Sidelites
Active Handle Set Multi-Point

4,792.48
232.13



EXTERIOR
Right-Hand Inswing
Sidelite Both Sides

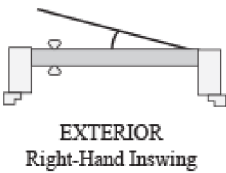
Configuration Options [Hide](#)

EXT Single Door w 2 Sidelites 36" x 96" S8000SL-LE
/ S8000-LE (Clear)/ S8000SL-LE, 6 9/16" On-Guard
Primed, Right Hand Inswing, Black Nickel Ball
Bearing Hinges, Bronze Finish w Dark Cap
Composite Adjustable Sill, Bronze Compression
Weatherstripping, Black Nickel Millennium Narrow
Multi-Point Lock, Strike Prep, Door Finish Total
Eclipse/Total Eclipse, Frame Finish Total
Eclipse/Total Eclipse, Sidelite Finish Total
Eclipse/Total Eclipse

Rough Opening: 64 1/2" x 98 1/2"
Total Unit: 63 5/8" x 98"(Includes Exterior Casing)

Item Total: \$ 5,024.61
Item Quantity Total: \$ 5,024.61

Item: 0003: Ext 32" x 96" S8000-LE RHI 6 9/16" On-Guard Primed	Location: DR4 - ALT	Quantity: 1
	Smooth Star 32"x96" Single Door	2,237.46
	Active Handle Set Multi-Point	232.13



Configuration Options [Hide](#)
EXT Single Door 32" x 96" S8000-LE (Clear), 6 9/16"
On-Guard Primed, Right Hand Inswing, Black Nickel
Ball Bearing Hinges, Bronze Finish w Dark Cap
Composite Adjustable Sill, Bronze Compression
Weatherstripping, Black Nickel Millennium Narrow
Multi-Point Lock, Strike Prep, Door Finish Total
Eclipse/Total Eclipse, Frame Finish Total
Eclipse/Total Eclipse

Rough Opening: 34 1/2" x 98 1/2"
Total Unit: 33 5/8" x 98"(Includes Exterior Casing)

Item Total: \$ 2,469.59
Item Quantity Total: \$ 2,469.59

Unit Summary Hide			
Item Description	Quantity	Unit Price	Total Price
0002 Ext 12" / 36" / 12" x 96" S8000SL-LE / S8000-LE / S8000SL-LE RHI 6 9/16" On-Guard Primed	1	\$ 5,024.61	\$ 5,024.61
0003 Ext 32" x 96" S8000-LE RHI 6 9/16" On-Guard Primed	1	\$ 2,469.59	\$ 2,469.59

SUBMITTED BY:

ACCEPTED BY:

DATE:

SUBTOTAL: \$ 7,494.20
TAXES (6 %): \$ 449.65
GRAND TOTAL: \$ 7,943.85

Additional Information:
I understand that this order will be placed according to these specifications and is non-refundable.
All products are unfinished unless otherwise specified and should be finished as per the instructions provided by the manufacturer.

Images on this quote should be considered a representation of the product and may vary with respect to color, actual finish options and decorative glass privacy ratings. Please verify with sales associate before purchasing.

Unless otherwise noted, prices are subject to change without notice, and orders accepted subject to prices in effect at time of shipment. Prices in this catalog apply only to sizes and descriptions listed; any other specifications will be considered special and invoiced as such.