

JB SIMS-BAILEY RESIDENCE CRYSTAL LAKE COURT, LOT 32

Quote #: UX2PFWK

A Proposal for Window and Door Products prepared for:

Shipping Address:

ERVIN ARCHITECTURAL PRODUCTS
1255 CAROLINA RD
SUFFOLK, VA 23434-8729



ERVIN ARCHITECTURAL PRODUCTS
PO BOX 2715
VIRGINIA BEACH, VA 23450-2715
Phone: (757) 427-2929

This report was generated on 8/26/2021 4:05:50 PM using the Marvin Order Management System, version 0003.09.00 (Current). Price in USD. Unit availability and price are subject to change. Dealer terms and conditions may apply.

Project Description:

23 WINDOWS FOUND ON PLANS - 19 ON PROVIDED LIST.

DR2 WALL HAS NOTE FOR 2X6 WALL. DRAWN SAME AS OTHER 2X4 WALLS. PLEASE ADVISE.

DR2 SCHED 8' TALL IN PLAN. DRAWN 6'8" IN ELEVATIONS. PLEASE ADVISE.

Featuring products from:



UNIT SUMMARY

The following is a schedule of the windows and doors for this project. For additional unit details, please see Line Item Quotes.

Additional charges, tax or Terms and Conditions may apply. Detail pricing is per unit.

NUMBER OF LINES: 10	TOTAL UNIT QTY: 26	EXT NET PRICE: USD	20,841.59
---------------------	--------------------	--------------------	-----------

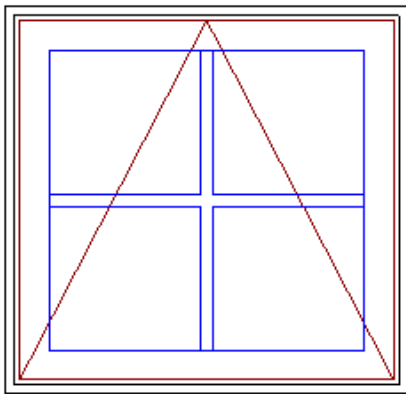
LINE	MARK UNIT	PRODUCT LINE	ITEM		QTY	
1	A	Elevate	Awning CN 2523 RO 25" X 23 5/8"		7	
2	A-T	Elevate	Awning CN 2523 RO 25" X 23 5/8"		3	
3	B	Elevate	Double Hung CN 3264 RO 32 1/2" X 64 1/4"		2	
4	C	Elevate	Double Hung CN 3252 RO 32 1/2" X 52 1/4"		1	
5	D	Elevate	Double Hung CN 3276 RO 32 1/2" X 76 1/4"		5	
6	E-T	Elevate	Awning CN 2523 RO 25" X 23 5/8"		1	
7	F	Elevate	Double Hung CN 3256 RO 32 1/2" X 56 1/4"		2	
8	G	Elevate	Double Hung CN 3256 RO 32 1/2" X 56 1/4"		2	
10	DR2	Elevate	Sliding French Door CN 6080 RO 72" X 96"		1	
11	DR2 SL	Elevate	Outswing French Door CN 2880 RO 33 5/16" X 96"		2	

LINE ITEM QUOTES

The following is a schedule of the windows and doors for this project. For additional unit details, please see Line Item Quotes. Additional charges, tax or Terms and Conditions may apply. Detail pricing is per unit.

Line #1	Mark Unit: A			
Qty: 7				

MARVIN 



As Viewed From The Exterior

CN 2523

RO 25" X 23 5/8"

Egress Information

No Egress Information available.

Performance Grade

Licensee #899

AAMA/WDMA/CSA/101/ I.S.2/A440-08

LC-PG50 914X1197 mm (37X47.7 in)

LC-PG50 DP +50/-50

FL9686

Stone White Exterior
White Interior
Elevate Awning - Roto Operating
CN 2523
Low E2 w/Argon
Stainless Perimeter Bar
GBG
Rectangular - Standard Cut 2W2H
Stone White Ext - White Int
White Folding Handle with Coastal Hardware
Interior Aluminum Screen
Charcoal Fiberglass Mesh
White Surround
***Screen/Combo Ship Loose

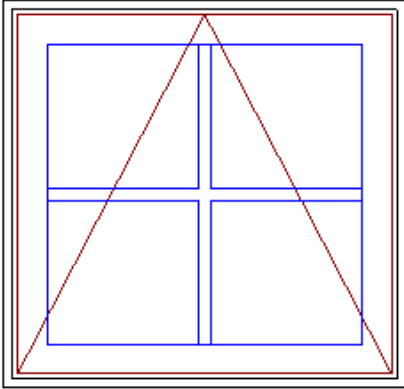
4 9/16" Jambs

Nailing Fin

***Note: Divided lite cut alignment may not be accurately represented in the OMS drawing. Please consult your local representative for exact specifications.

***Note: Unit Availability and Price is Subject to Change

Line #2	Mark Unit: A-T			
Qty: 3				

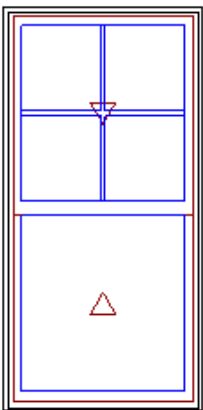


As Viewed From The Exterior

CN 2523
RO 25" X 23 5/8"
Egress Information
No Egress Information available.
Performance Grade
Licensee #899
AAMA/WDMA/CSA/101/ I.S.2/A440-08
LC-PG50 914X1197 mm (37X47.7 in)
LC-PG50 DP +50/-50
FL9686

Stone White Exterior
White Interior
Elevate Awning - Roto Operating
CN 2523
Tempered Low E2 w/Argon
Stainless Perimeter Bar
GBG
Rectangular - Standard Cut 2W2H
Stone White Ext - White Int
White Folding Handle with Coastal Hardware
Interior Aluminum Screen
Charcoal Fiberglass Mesh
White Surround
***Screen/Combo Ship Loose
4 9/16" Jambs
Nailing Fin
***Note: Divided lite cut alignment may not be accurately represented in the OMS drawing. Please consult your local representative for exact specifications.
***Note: Unit Availability and Price is Subject to Change

Line #3	Mark Unit: B			
Qty: 2				

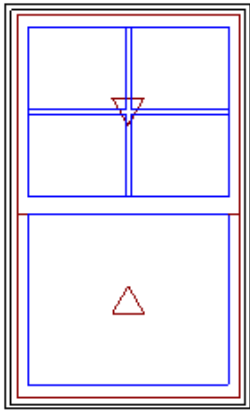


As Viewed From The Exterior

CN 3264
RO 32 1/2" X 64 1/4"
Egress Information
Width: 28 3/8" Height: 26 33/64"
Net Clear Opening: 5.22 SqFt
Performance Grade
Licensee #783
AAMA/WDMA/CSA/101/ I.S.2/A440-08
LC-PG50 1054X2127 mm (42X76.8 in)
LC-PG50 DP +50/-50
FL6525

Stone White Exterior
White Interior
Elevate Double Hung
CN 3264
Low E2 w/Argon
Stainless Perimeter Bar
White Weather Strip Package
White Sash Lock
PG Upgrade
Exterior Aluminum Screen
Stone White Surround
Charcoal Fiberglass Mesh
***Screen/Combo Ship Loose
4 9/16" Jambs
Nailing Fin
***Note: Divided lite cut alignment may not be accurately represented in the OMS drawing. Please consult your local representative for exact specifications.
***Note: Unit Availability and Price is Subject to Change

Line #4 Qty: 1	Mark Unit: C			
-------------------	--------------	--	--	--



As Viewed From The Exterior

CN 3252

RO 32 1/2" X 52 1/4"

Egress Information

Width: 28 3/8" Height: 20 33/64"

Net Clear Opening: 4.04 SqFt

Performance Grade

Licensee #783

AAMA/WDMA/CSA/101/ I.S.2/A440-08

LC-PG50 1054X2127 mm (42X76.8 in)

LC-PG50 DP +50/-50

FL6525

Stone White Exterior
White Interior
Elevate Double Hung
CN 3252
Low E2 w/Argon
Stainless Perimeter Bar
White Weather Strip Package
White Sash Lock
PG Upgrade
Exterior Aluminum Screen
Stone White Surround
Charcoal Fiberglass Mesh
***Screen/Combo Ship Loose

4 9/16" Jambs

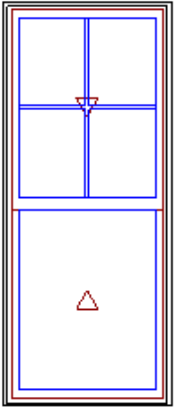
Nailing Fin

***Note: Divided lite cut alignment may not be accurately represented in the OMS drawing. Please consult your local representative for exact specifications.

***Note: Unit Availability and Price is Subject to Change

Line #5 Qty: 5	Mark Unit: D			
-------------------	--------------	--	--	--

MARVIN 



As Viewed From The Exterior

CN 3276

RO 32 1/2" X 76 1/4"

Egress Information

Width: 28 3/8" Height: 32 33/64"

Net Clear Opening: 6.41 SqFt

Performance Grade

Licensee #783

AAMA/WDMA/CSA/101/ I.S.2/A440-08

LC-PG50 1054X2127 mm (42X76.8 in)

LC-PG50 DP +50/-50

FL6525

Stone White Exterior
White Interior
Elevate Double Hung
CN 3276
Low E2 w/Argon
Stainless Perimeter Bar
White Weather Strip Package
White Sash Lock
PG Upgrade
Exterior Aluminum Screen
Stone White Surround
Charcoal Fiberglass Mesh
***Screen/Combo Ship Loose

4 9/16" Jambs

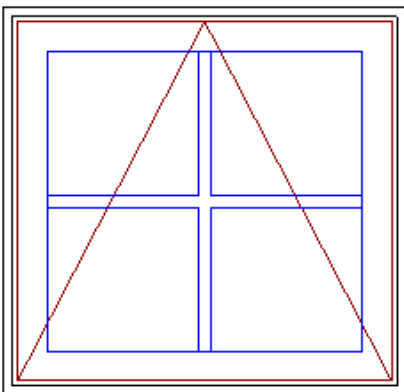
Nailing Fin

***Note: Divided lite cut alignment may not be accurately represented in the OMS drawing. Please consult your local representative for exact specifications.

***Note: Unit Availability and Price is Subject to Change

Line #6 Qty: 1	Mark Unit: E-T			
-------------------	----------------	--	--	--

MARVIN 



As Viewed From The Exterior

CN 2523

RO 25" X 23 5/8"

Egress Information

No Egress Information available.

Performance Grade

Licensee #899

AAMA/WDMA/CSA/101/ I.S.2/A440-08

LC-PG50 914X1197 mm (37X47.7 in)

LC-PG50 DP +50/-50

FL9686

Stone White Exterior
White Interior
Elevate Awning - Roto Operating
CN 2523

Tempered Low E2 w/Argon

Stainless Perimeter Bar

GBG

Rectangular - Standard Cut 2W2H

Stone White Ext - White Int

White Folding Handle with Coastal Hardware

Interior Aluminum Screen

Charcoal Fiberglass Mesh

White Surround

***Screen/Combo Ship Loose

6 9/16" Jambs

Jamb Extension from 4 9/16" to 6 9/16"

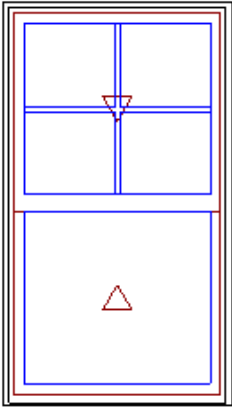
Nailing Fin

***Note: Divided lite cut alignment may not be accurately represented in the OMS drawing. Please consult your local representative for exact specifications.

***Note: Unit Availability and Price is Subject to Change

Line #7	Mark Unit: F			
Qty: 2				

MARVIN 



As Viewed From The Exterior

CN 3256

RO 32 1/2" X 56 1/4"

Egress Information

Width: 28 3/8" Height: 22 33/64"

Net Clear Opening: 4.44 SqFt

Performance Grade

Licensee #783

AAMA/WDMA/CSA/101/ I.S.2/A440-08

LC-PG50 1054X2127 mm (42X76.8 in)

LC-PG50 DP +50/-50

FL6525

Stone White Exterior
White Interior
Elevate Double Hung
CN 3256
Low E2 w/Argon
Stainless Perimeter Bar
White Weather Strip Package
White Sash Lock
PG Upgrade
Exterior Aluminum Screen
Stone White Surround
Charcoal Fiberglass Mesh
***Screen/Combo Ship Loose

6 9/16" Jamb

Jamb Extension from 4 9/16" to 6 9/16"

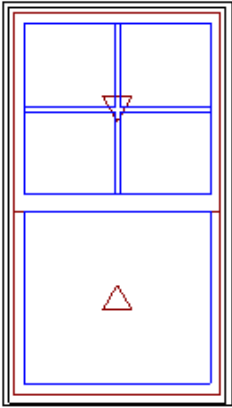
Nailing Fin

***Note: Divided lite cut alignment may not be accurately represented in the OMS drawing. Please consult your local representative for exact specifications.

***Note: Unit Availability and Price is Subject to Change

Line #8	Mark Unit: G			
Qty: 2				

MARVIN 



As Viewed From The Exterior

CN 3256

RO 32 1/2" X 56 1/4"

Egress Information

Width: 28 3/8" Height: 22 33/64"

Net Clear Opening: 4.44 SqFt

Performance Grade

Licensee #783

AAMA/WDMA/CSA/101/ I.S.2/A440-08

LC-PG50 1054X2127 mm (42X76.8 in)

LC-PG50 DP +50/-50

FL6525

Stone White Exterior
White Interior
Elevate Double Hung
CN 3256
Low E2 w/Argon
Stainless Perimeter Bar
White Weather Strip Package
White Sash Lock
PG Upgrade
Exterior Aluminum Screen
Stone White Surround
Charcoal Fiberglass Mesh
***Screen/Combo Ship Loose

4 9/16" Jambs

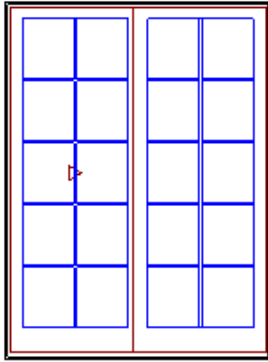
Nailing Fin

***Note: Divided lite cut alignment may not be accurately represented in the OMS drawing. Please consult your local representative for exact specifications.

***Note: Unit Availability and Price is Subject to Change

Line #10	Mark Unit: DR2			
Qty: 1				

MARVIN 



Active Stat
As Viewed From The Exterior

CN 6080

RO 72" X 96"

Egress Information

Width: 29 17/64" Height: 90 5/64"

Net Clear Opening: 18.31 SqFt

Performance Grade

Licensee #1128

101/I.S.2/A440-08

LC-PG50 2413X2425 mm (96X96 in)

LC-PG50 DP +50/-50

FL10956

Stone White Exterior

White Interior

Elevate Sliding French Door XO

CN 6080

Tempered Low E2 w/Argon

Stainless Perimeter Bar

GBG

Rectangular - Special Cut 2W5H

Stone White Ext - White Int

White Interior Weather Strip Package

Multi-Point Lock

Cambridge Handle Satin Nickel PVD Keyed Exterior Primary Handle Set

Cambridge Handle Satin Nickel PVD Interior Primary Handle Set

Keyed Alike

Keyed Alike Group 1

Coastal Lock Mech & Rollers

Exterior Sliding Screen

Stone White Surround

Charcoal Fiberglass Mesh

PG Upgrade

***Screen/Combo Ship Loose

Beige Ultrex Sill / Beige Weather Strip

6 9/16" Jambs

Jamb Extension from 4 9/16" to 6 9/16"


Nailing Fin

***Note: Divided lite cut alignment may not be accurately represented in the OMS drawing. Please consult your local representative for exact specifications.

***Note: Unit Availability and Price is Subject to Change

Line #11	Mark Unit: DR2 SL			
Qty: 2				

MARVIN 



Stat

As Viewed From The Exterior

CN 2880

RO 33 5/16" X 96"

Egress Information

No Egress Information available.

Performance Grade

Licensee #863

AAMA/WDMA/CSA/101/ I.S.2/A440-08

LC-PG50 923X2425 mm (36.3X95.5 in)

LC-PG50 DP +50/-50

FL10196

Stone White Exterior
White Interior
Elevate Outswing French Door O
CN 2880
Tempered Low E2 w/Argon
Stainless Perimeter Bar
GBG
Rectangular - Special Cut 2W5H
Stone White Ext - White Int
Beige Ultrex Sill / Beige Weather Strip

6 9/16" Jamb

Jamb Extension from 4 9/16" to 6 9/16"

Nailing Fin

***Note: Divided lite cut alignment may not be accurately represented in the OMS drawing. Please consult your local representative for exact specifications.

***Note: Unit Availability and Price is Subject to Change

Project Subtotal Net Price: USD	20,841.59
6.750% Sales Tax: USD	1,406.81
Project Total Net Price: USD	22,248.40

TERMS AND CONDITIONS

- All Marvin Pricing Valid for 30 days.
- All custom - Requires 50% Deposit at time of order placement / Shop drawing approval.
- All Pricing is for material only unless otherwise stated.
- While we have done our best to quote this project accurately, it is your responsibility to determine that we have quoted what you and your customer want including suitability, Local Code Compliance, and fitness for purpose.
- Review this order carefully. Marvin product is made to order and is not returnable. We cannot accept changes/cancellations after your order has been signed off on and released into production.
- We cannot release and order unless this sheet is signed, dated, and returned to Ervin Architectural Products along with deposit.

PURCHASE APPROVAL/SIGN OFF

Project Subtotal Net Price: USD	20,841.59
6.750% Sales Tax: USD	1,406.81
Project Total Net Price: USD	22,248.40

I have reviewed all line item quotes in detail and agree that the product specifications and pricing are accurate, and I approve the project for order. I acknowledge that additional charges, tax or Terms and Conditions may apply.

Buyer: _____