

Quotation

SQDRQ000360-2

Job Name: NEWMAN RESIDENCE

Quote Date: 11/09/2021

Manufacturer's Estimated Lead Time: 9-10 Weeks

Account Manager: David Canton

Dealer

Ervin Architectural Products
1255 Carolina Rd
Suffolk, VA 23434

Customer

Line	Label	Qty	UOM	Description	Unit	Extended
1	111A	1	EA	31 13/16 inch X 96 inch, 1 3/4, TS2020, Swing, Single, TruStile Interior MDF Door, MR-Miracle Moulding, C-Flat Panel, Prehung, Bevel Lock Side, RH, 20 Minute Neutral Pressure Fire Rating, Prime, Wedge		

Fire Label = Machined and Labeled

*****Door Machining Details*****

Machine Prep = TruStile Standard Configuration
Machine Prep = Hinges, Lock Bore, Deadbolt Bore

Hinges = TruStile Installed
Hinges = Standard Spring Hinges
Hinges = Brand: TruStile
Hinges = Qty: 4 - Size: 4" x 4" - Corners: Square
Hinges = Locations: Hinge 1: 7", Hinge 2: 32", Hinge 3: 57", Hinge 4: 82"
Hinges = Thickness: 0.130" - Backset: 1/4"
Hinges = Material: Plated Steel
Hinges = Finish: US15-Satin Nickel

Lock Bore = Prep For Hardware
Lock Bore = Standard Double Bore
Lock Bore = Location (ToD): 60" - Location (BoD): 36"
Lock Bore = 2-1/8" Diameter - 2-3/8" On Center Backset - 1" x 2-1/4"
Radius Edge Prep -

Deadbolt Bore = Prep For Hardware
Deadbolt Bore = Standard Deadbolt Bore
Deadbolt Bore = Location (ToD): 54 1/2" - Location (BoD): 41 1/2"
Deadbolt Bore = 2-1/8" Diameter - 2-3/8" On Center Backset - 1" x 2-1/4" Radius Edge Prep

*****Pre-Hanging Details*****

Jamb Fire Rating = 20 Minute
Jamb Opening Type = House to Garage
Jamb Profile = Single Rabbet
Jamb Material = Poplar (Paint-Grade) (Primed)
Jamb Prefinish = Unfinished
Jamb Edge = Radius
Jamb Thickness = 3/4
Jamb Width = 4 9/16
Kerf for Weatherstripping = Yes
Weatherstripping = Bronze
Sill & Sweep = Composite Adjustable Sill (Bronze Finish) with Sweep
Jamb Leg Extension = 1 5/8"

*****Jamb Machining Details*****

Jamb Leg Prep = Hinge Prep: Standard Hinge
Jamb Leg Prep = Lock Bore Strike: 2-1/4" Radius Lip Strike
Jamb Leg Prep = Deadbolt Bore Strike: 2-3/4" x 1-1/8" Radius Corner

Line	Label	Qty	UOM	Description	Unit	Extended
2	101B	1	EA	23 13/16 inch X 96 inch (Per Leaf), 1 3/4, TS2020, Swing, Pair, TruStile Interior MDF Door, MR-Miracle Moulding, C-Flat Panel, Prehung, Bevel Meeting Stiles, Center Meet Pair Reverse, Prime, Wedge		

T-Astragal = No Astragal

*****Door Machining Details*****

Machine Prep = TruStile Standard Configuration

Machine Prep = Hinges, Ball Catch

Hinges = TruStile Installed

Hinges = Standard Ball Bearing Hinges

Hinges = Brand: TruStile

Hinges = Qty: 4 per leaf - Size: 4" x 4" - Corners: Square

Hinges = Locations: Hinge 1: 7", Hinge 2: 32", Hinge 3: 57", Hinge 4: 82"

Hinges = Thickness: 0.130" - Backset: 1/4"

Hinges = Material: Plated Steel

Hinges = Finish: US15-Satin Nickel

Ball Catch = TruStile Installed

Ball Catch = Standard Ball Catch

Ball Catch = Prep on Top of Door

Ball Catch = Brand: Hager, Model: 1447, Template: I-TA00064,

Template Revision: 02

Ball Catch = US15-Satin Nickel

Ball Catch = Backset: 2 3/4" From Edge of Door

*****Pre-Hanging Details*****

Jamb Fire Rating = Non-Rated

Jamb Opening Type = Interior

Jamb Profile = Flat

Jamb Material = Finger Joint Poplar (Paint-Grade) (Primed)

Jamb Prefinish = Unfinished

Jamb Edge = Radius

Jamb Thickness = 3/4"

Jamb Width = 4 9/16"

Jamb Stop Profile = Square

Jamb Stop Material = Finger Joint Poplar (Paint-Grade) (Primed)

Jamb Stop Width = 1 1/2"

Jamb Stop Thickness = 3/8"

Jamb Leg Extension = 7/8"

*****Jamb Machining Details*****

Jamb Head Prep = Ball Catch Strike: See Template

Jamb Leg Prep = Hinge Prep: Standard Hinge

Line	Label	Qty	UOM	Description	Unit	Extended
3	102A	1	EA	29 13/16 inch X 96 inch, 1 3/4, TS2020, Swing, Single, TruStile Interior MDF Door, MR-Miracle Moulding, C-Flat Panel, Prehung, Bevel Lock Side, RH, Prime, Wedge		

*****Door Machining Details*****

Machine Prep = TruStile Standard Configuration
Machine Prep = Hinges, Lock Bore

Hinges = TruStile Installed
Hinges = Standard Ball Bearing Hinges
Hinges = Brand: TruStile
Hinges = Qty: 4 - Size: 4" x 4" - Corners: Square
Hinges = Locations: Hinge 1: 7", Hinge 2: 32", Hinge 3: 57", Hinge 4: 82"
Hinges = Thickness: 0.130" - Backset: 1/4"
Hinges = Material: Plated Steel
Hinges = Finish: US15-Satin Nickel

Lock Bore = Prep For Hardware
Lock Bore = Standard Single Bore
Lock Bore = Location (ToD): 60" - Location (BoD): 36"
Lock Bore = 2-1/8" Diameter - 2-3/8" On Center Backset - 1" x 2-1/4"
Radius Edge Prep -

*****Pre-Hanging Details*****

Jamb Fire Rating = Non-Rated
Jamb Opening Type = Interior
Jamb Profile = Flat
Jamb Material = Finger Joint Poplar (Paint-Grade) (Primed)
Jamb Prefinish = Unfinished
Jamb Edge = Radius
Jamb Thickness = 3/4
Jamb Width = 4 9/16
Jamb Stop Profile = Square
Jamb Stop Material = Finger Joint Poplar (Paint-Grade) (Primed)
Jamb Stop Width = 1 1/2"
Jamb Stop Thickness = 3/8"
Jamb Leg Extension = 7/8"

*****Jamb Machining Details*****

Jamb Leg Prep = Hinge Prep: Standard Hinge
Jamb Leg Prep = Lock Bore Strike: 2-1/4" Radius Lip Strike

Line	Label	Qty	UOM	Description	Unit	Extended
4	103A PAIR	1	EA	MODIFIED, 32 3/8 inch X 96 inch, 1 3/4, FL300, Pocket, Pair, TruStile Interior MDF Door, OS-One Step Sticking, Center Meet Pair, Prime, Wedge		

LVL Stiles = Yes
Glass = 1/4" Groove
Textured Glass Direction = Outside

*****Door Machining Details*****

Machine Prep = TruStile Modified Configuration
Machine Prep = Edge Pull, Bottom Guide Prep

Edge Pull = Prep For Hardware
Edge Pull = Modified Edge Pull
Edge Pull = Pair Location: Both
Edge Pull = Brand: Emtek, Series: 2221, Model: 2221, Template: IN4-EDGE PULL, Template Revision: 16A
Edge Pull = Location (ToD): 60" Location (BoD): 36"

Bottom Guide = PrepOnly
Bottom Guide = Modified Bottom Guide Prep
Bottom Guide = Width: 1/2" - Depth: 25/32"
Bottom Guide = Backset: None
Bottom Guide = Alignment: Center

Line	Label	Qty	UOM	Description	Unit	Extended
5	103A ALT SINGLE	1	EA	MODIFIED, 62 inch X 96 inch, 1 3/4, BFL300, Pocket, Single, TruStile Interior MDF Door, OS-One Step Sticking, LH, Prime, Wedge		

Barn Door = Yes
 LVL Stiles = Yes
 LVL Top/Bottom Rails = Yes
 Glass = 1/4" Groove
 Textured Glass Direction = Outside

*****Door Machining Details*****

Machine Prep = TruStile Modified Configuration
 Machine Prep = Pocket Lock, Flush Pull, Bottom Guide Prep

Pocket Lock = Prep For Hardware
 Pocket Lock = Modified Mortise Pocket Lock
 Pocket Lock = Brand: Emtek, Series: 2110 (Modern), Model: Machine
 For Pulls, Template: IN4-MRPCKTMRTS (Rev: 1)
 Pocket Lock = Location (ToD): 60" - Location (BoD): 36"
 Pocket Lock = Backset: 2-3/16"

Flush Pull = Prep For Hardware
 Flush Pull = Modified Flush Pull
 Flush Pull = Brand: Emtek, Series: 2110, Model: 2110, Template: IN4-MRPCKTMRTS, Template Revision: 1
 Flush Pull = Prep Location(s): Right Stile:Both
 Flush Pull = Backset: 2 3/16"

Bottom Guide = PrepOnly
 Bottom Guide = Modified Bottom Guide Prep
 Bottom Guide = Width: 1/2" - Depth: 25/32"
 Bottom Guide = Backset: None
 Bottom Guide = Alignment: Center

Line	Label	Qty	UOM	Description	Unit	Extended
6	104A	1	EA	MODIFIED, 32 inch X 96 inch, 1 3/4, TS2020, Pocket, Single, TruStile Interior MDF Door, MR-Miracle Moulding, C-Flat Panel, RH, Prime, Wedge		

LVL Stiles = Yes

*****Door Machining Details*****

Machine Prep = TruStile Modified Configuration
 Machine Prep = Pocket Lock, Flush Pull, Bottom Guide Prep

Pocket Lock = Prep For Hardware
 Pocket Lock = Modified Mortise Pocket Lock
 Pocket Lock = Brand: Emtek, Series: 2110 (Modern), Model: Machine
 For Pulls, Template: IN4-MRPCKTMRTS (Rev: 1)
 Pocket Lock = Location (ToD): 60" - Location (BoD): 36"
 Pocket Lock = Backset: 2-3/16"

Flush Pull = Prep For Hardware
 Flush Pull = Modified Flush Pull
 Flush Pull = Brand: Emtek, Series: 2110, Model: 2110, Template: IN4-MRPCKTMRTS, Template Revision: 1
 Flush Pull = Prep Location(s): Left Stile: Both
 Flush Pull = Backset: 2 3/16"

Bottom Guide = PrepOnly
 Bottom Guide = Modified Bottom Guide Prep
 Bottom Guide = Width: 1/2" - Depth: 25/32"
 Bottom Guide = Backset: None
 Bottom Guide = Alignment: Center

Line	Label	Qty	UOM	Description	Unit	Extended
7	105A	1	EA	29 13/16 inch X 96 inch, 1 3/4, TS2020, Swing, Single, TruStile Interior MDF Door, MR-Miracle Moulding, C-Flat Panel, Prehung, Bevel Lock Side, LH, Prime, Wedge		

*****Door Machining Details*****

Machine Prep = TruStile Standard Configuration
Machine Prep = Hinges, Lock Bore

Hinges = TruStile Installed
Hinges = Standard Ball Bearing Hinges
Hinges = Brand: TruStile
Hinges = Qty: 4 - Size: 4" x 4" - Corners: Square
Hinges = Locations: Hinge 1: 7", Hinge 2: 32", Hinge 3: 57", Hinge 4: 82"
Hinges = Thickness: 0.130" - Backset: 1/4"
Hinges = Material: Plated Steel
Hinges = Finish: US15-Satin Nickel

Lock Bore = Prep For Hardware
Lock Bore = Standard Single Bore
Lock Bore = Location (ToD): 60" - Location (BoD): 36"
Lock Bore = 2-1/8" Diameter - 2-3/8" On Center Backset - 1" x 2-1/4"
Radius Edge Prep -

*****Pre-Hanging Details*****

Jamb Fire Rating = Non-Rated
Jamb Opening Type = Interior
Jamb Profile = Flat
Jamb Material = Finger Joint Poplar (Paint-Grade) (Primed)
Jamb Prefinish = Unfinished
Jamb Edge = Radius
Jamb Thickness = 3/4
Jamb Width = 4 9/16
Jamb Stop Profile = Square
Jamb Stop Material = Finger Joint Poplar (Paint-Grade) (Primed)
Jamb Stop Width = 1 1/2"
Jamb Stop Thickness = 3/8"
Jamb Leg Extension = 7/8"

*****Jamb Machining Details*****

Jamb Leg Prep = Hinge Prep: Standard Hinge
Jamb Leg Prep = Lock Bore Strike: 2-1/4" Radius Lip Strike

Line	Label	Qty	UOM	Description	Unit	Extended
8	110A	1	EA	MODIFIED, 32 inch X 96 inch, 1 3/4, TS2020, Pocket, Single, TruStile Interior MDF Door, MR-Miracle Moulding, C-Flat Panel, RH, Prime, Wedge		

LVL Stiles = Yes

*****Door Machining Details*****

Machine Prep = TruStile Modified Configuration
Machine Prep = Pocket Lock, Flush Pull, Bottom Guide Prep

Pocket Lock = Prep For Hardware
Pocket Lock = Modified Mortise Pocket Lock
Pocket Lock = Brand: Emtek, Series: 2110 (Modern), Model: Machine
For Pulls, Template: IN4-MRPCKTMRTS (Rev: 1)
Pocket Lock = Location (ToD): 60" - Location (BoD): 36"
Pocket Lock = Backset: 2-3/16"

Flush Pull = Prep For Hardware
Flush Pull = Modified Flush Pull
Flush Pull = Brand: Emtek, Series: 2110, Model: 2110, Template: IN4-MRPCKTMRTS, Template Revision: 1
Flush Pull = Prep Location(s): Left Stile: Both
Flush Pull = Backset: 2 3/16"

Bottom Guide = PrepOnly
Bottom Guide = Modified Bottom Guide Prep
Bottom Guide = Width: 1/2" - Depth: 25/32"
Bottom Guide = Backset: None
Bottom Guide = Alignment: Center

Line	Label	Qty	UOM	Description	Unit	Extended
9	111B	1	EA	35 13/16 inch X 96 inch, 1 3/4, TS2020, Swing, Single, TruStile Interior MDF Door, MR-Miracle Moulding, C-Flat Panel, Prehung, Bevel Lock Side, LHR, Prime, Wedge		

*****Door Machining Details*****

Machine Prep = TruStile Standard Configuration
Machine Prep = Hinges, Lock Bore

Hinges = TruStile Installed
Hinges = Standard Ball Bearing Hinges
Hinges = Brand: TruStile
Hinges = Qty: 4 - Size: 4" x 4" - Corners: Square
Hinges = Locations: Hinge 1: 7", Hinge 2: 32", Hinge 3: 57", Hinge 4: 82"
Hinges = Thickness: 0.130" - Backset: 1/4"
Hinges = Material: Plated Steel
Hinges = Finish: US15-Satin Nickel

Lock Bore = Prep For Hardware
Lock Bore = Standard Single Bore
Lock Bore = Location (ToD): 60" - Location (BoD): 36"
Lock Bore = 2-1/8" Diameter - 2-3/8" On Center Backset - 1" x 2-1/4"
Radius Edge Prep -

*****Pre-Hanging Details*****

Jamb Fire Rating = Non-Rated
Jamb Opening Type = Interior
Jamb Profile = Flat
Jamb Material = Finger Joint Poplar (Paint-Grade) (Primed)
Jamb Prefinish = Unfinished
Jamb Edge = Radius
Jamb Thickness = 3/4
Jamb Width = 4 9/16
Jamb Stop Profile = Square
Jamb Stop Material = Finger Joint Poplar (Paint-Grade) (Primed)
Jamb Stop Width = 1 1/2"
Jamb Stop Thickness = 3/8"
Jamb Leg Extension = 7/8"

*****Jamb Machining Details*****

Jamb Leg Prep = Hinge Prep: Standard Hinge
Jamb Leg Prep = Lock Bore Strike: 2-1/4" Radius Lip Strike

Line	Label	Qty	UOM	Description	Unit	Extended
10	112A	1	EA	MODIFIED, 34 inch X 96 inch, 1 3/4, TS2020, Pocket, Single, TruStile Interior MDF Door, MR-Miracle Moulding, C-Flat Panel, RH, Prime, Wedge		

LVL Stiles = Yes

*****Door Machining Details*****

Machine Prep = TruStile Modified Configuration
Machine Prep = Pocket Lock, Flush Pull, Bottom Guide Prep

Pocket Lock = Prep For Hardware
Pocket Lock = Modified Mortise Pocket Lock
Pocket Lock = Brand: Emtek, Series: 2110 (Modern), Model: Machine
For Pulls, Template: IN4-MRPCKTMRTS (Rev: 1)
Pocket Lock = Location (ToD): 60" - Location (BoD): 36"
Pocket Lock = Backset: 2-3/16"

Flush Pull = Prep For Hardware
Flush Pull = Modified Flush Pull
Flush Pull = Brand: Emtek, Series: 2110, Model: 2110, Template: IN4-MRPCKTMRTS, Template Revision: 1
Flush Pull = Prep Location(s): Left Stile: Both
Flush Pull = Backset: 2 3/16"

Bottom Guide = PrepOnly
Bottom Guide = Modified Bottom Guide Prep
Bottom Guide = Width: 1/2" - Depth: 25/32"
Bottom Guide = Backset: None
Bottom Guide = Alignment: Center

Line	Label	Qty	UOM	Description	Unit	Extended
11	202A	1	EA	MODIFIED, 38 inch X 84 inch, 1 3/4, TS2020, Pocket, Single, TruStile Interior MDF Door, MR-Miracle Moulding, C-Flat Panel, RH, Prime, Wedge		

LVL Stiles = Yes

*****Door Machining Details*****

Machine Prep = TruStile Modified Configuration

Machine Prep = Pocket Lock, Flush Pull, Bottom Guide Prep

Pocket Lock = Prep For Hardware

Pocket Lock = Modified Mortise Pocket Lock

Pocket Lock = Brand: Emtek, Series: 2110 (Modern), Model: Machine

For Pulls, Template: IN4-MRPCKTMRTS (Rev: 1)

Pocket Lock = Location (ToD): 48" - Location (BoD): 36"

Pocket Lock = Backset: 2-3/16"

Flush Pull = Prep For Hardware

Flush Pull = Modified Flush Pull

Flush Pull = Brand: Emtek, Series: 2110, Model: 2110, Template: IN4-

MRPCKTMRTS, Template Revision: 1

Flush Pull = Prep Location(s): Left Stile: Both

Flush Pull = Backset: 2 3/16"

Bottom Guide = PrepOnly

Bottom Guide = Modified Bottom Guide Prep

Bottom Guide = Width: 1/2" - Depth: 25/32"

Bottom Guide = Backset: None

Bottom Guide = Alignment: Center

Line	Label	Qty	UOM	Description	Unit	Extended
12	203A	1	EA	31 13/16 inch X 84 inch, 1 3/4, TS2020, Swing, Single, TruStile Interior MDF Door, MR-Miracle Moulding, C-Flat Panel, Prehung, Bevel Lock Side, LH, Prime, Wedge		

*****Door Machining Details*****

Machine Prep = TruStile Standard Configuration

Machine Prep = Hinges, Lock Bore

Hinges = TruStile Installed

Hinges = Standard Ball Bearing Hinges

Hinges = Brand: TruStile

Hinges = Qty: 3 - Size: 4" x 4" - Corners: Square

Hinges = Locations: Hinge 1: 7", Hinge 2: 38-1/2", Hinge 3: 70"

Hinges = Thickness: 0.130" - Backset: 1/4"

Hinges = Material: Plated Steel

Hinges = Finish: US15-Satin Nickel

Lock Bore = Prep For Hardware

Lock Bore = Standard Single Bore

Lock Bore = Location (ToD): 48" - Location (BoD): 36"

Lock Bore = 2-1/8" Diameter - 2-3/8" On Center Backset - 1" x 2-1/4"

Radius Edge Prep -

*****Pre-Hanging Details*****

Jamb Fire Rating = Non-Rated

Jamb Opening Type = Interior

Jamb Profile = Flat

Jamb Material = Finger Joint Poplar (Paint-Grade) (Primed)

Jamb Prefinish = Unfinished

Jamb Edge = Radius

Jamb Thickness = 3/4

Jamb Width = 4 9/16

Jamb Stop Profile = Square

Jamb Stop Material = Finger Joint Poplar (Paint-Grade) (Primed)

Jamb Stop Width = 1 1/2"

Jamb Stop Thickness = 3/8"

Jamb Leg Extension = 7/8"

*****Jamb Machining Details*****

Jamb Leg Prep = Hinge Prep: Standard Hinge

Jamb Leg Prep = Lock Bore Strike: 2-1/4" Radius Lip Strike

Line	Label	Qty	UOM	Description	Unit	Extended
13	204A	1	EA	29 13/16 inch X 84 inch, 1 3/4, TS2020, Swing, Single, TruStile Interior MDF Door, MR-Miracle Moulding, C-Flat Panel, Prehung, Bevel Lock Side, LH, Prime, Wedge		

*****Door Machining Details*****

Machine Prep = TruStile Standard Configuration
Machine Prep = Hinges, Lock Bore

Hinges = TruStile Installed
Hinges = Standard Ball Bearing Hinges
Hinges = Brand: TruStile
Hinges = Qty: 3 - Size: 4" x 4" - Corners: Square
Hinges = Locations: Hinge 1: 7", Hinge 2: 38-1/2", Hinge 3: 70"
Hinges = Thickness: 0.130" - Backset: 1/4"
Hinges = Material: Plated Steel
Hinges = Finish: US15-Satin Nickel

Lock Bore = Prep For Hardware
Lock Bore = Standard Single Bore
Lock Bore = Location (ToD): 48" - Location (BoD): 36"
Lock Bore = 2-1/8" Diameter - 2-3/8" On Center Backset - 1" x 2-1/4"
Radius Edge Prep -

*****Pre-Hanging Details*****

Jamb Fire Rating = Non-Rated
Jamb Opening Type = Interior
Jamb Profile = Flat
Jamb Material = Finger Joint Poplar (Paint-Grade) (Primed)
Jamb Prefinish = Unfinished
Jamb Edge = Radius
Jamb Thickness = 3/4
Jamb Width = 4 9/16
Jamb Stop Profile = Square
Jamb Stop Material = Finger Joint Poplar (Paint-Grade) (Primed)
Jamb Stop Width = 1 1/2"
Jamb Stop Thickness = 3/8"
Jamb Leg Extension = 7/8"

*****Jamb Machining Details*****

Jamb Leg Prep = Hinge Prep: Standard Hinge
Jamb Leg Prep = Lock Bore Strike: 2-1/4" Radius Lip Strike

Line	Label	Qty	UOM	Description	Unit	Extended
14	205A	1	EA	MODIFIED, 30 inch X 84 inch, 1 3/4, TS2020, Pocket, Single, TruStile Interior MDF Door, MR-Miracle Moulding, C-Flat Panel, RH, Prime, Wedge		

LVL Stiles = Yes

*****Door Machining Details*****

Machine Prep = TruStile Modified Configuration
Machine Prep = Pocket Lock, Flush Pull, Bottom Guide Prep

Pocket Lock = Prep For Hardware
Pocket Lock = Modified Mortise Pocket Lock
Pocket Lock = Brand: Emtek, Series: 2110 (Modern), Model: Machine
For Pulls, Template: IN4-MRPCKTMRTS (Rev: 1)
Pocket Lock = Location (ToD): 48" - Location (BoD): 36"
Pocket Lock = Backset: 2-3/16"

Flush Pull = Prep For Hardware
Flush Pull = Modified Flush Pull
Flush Pull = Brand: Emtek, Series: 2110, Model: 2110, Template: IN4-MRPCKTMRTS, Template Revision: 1
Flush Pull = Prep Location(s): Left Stile: Both
Flush Pull = Backset: 2 3/16"

Bottom Guide = PrepOnly
Bottom Guide = Modified Bottom Guide Prep
Bottom Guide = Width: 1/2" - Depth: 25/32"
Bottom Guide = Backset: None
Bottom Guide = Alignment: Center

Line	Label	Qty	UOM	Description	Unit	Extended
15	206A	1	EA	31 13/16 inch X 84 inch, 1 3/4, TS2020, Swing, Single, TruStile Interior MDF Door, MR-Miracle Moulding, C-Flat Panel, Prehung, Bevel Lock Side, RH, Prime, Wedge		

*****Door Machining Details*****

Machine Prep = TruStile Standard Configuration
Machine Prep = Hinges, Lock Bore

Hinges = TruStile Installed
Hinges = Standard Ball Bearing Hinges
Hinges = Brand: TruStile
Hinges = Qty: 3 - Size: 4" x 4" - Corners: Square
Hinges = Locations: Hinge 1: 7", Hinge 2: 38-1/2", Hinge 3: 70"
Hinges = Thickness: 0.130" - Backset: 1/4"
Hinges = Material: Plated Steel
Hinges = Finish: US15-Satin Nickel

Lock Bore = Prep For Hardware
Lock Bore = Standard Single Bore
Lock Bore = Location (ToD): 48" - Location (BoD): 36"
Lock Bore = 2-1/8" Diameter - 2-3/8" On Center Backset - 1" x 2-1/4"
Radius Edge Prep -

*****Pre-Hanging Details*****

Jamb Fire Rating = Non-Rated
Jamb Opening Type = Interior
Jamb Profile = Flat
Jamb Material = Finger Joint Poplar (Paint-Grade) (Primed)
Jamb Prefinish = Unfinished
Jamb Edge = Radius
Jamb Thickness = 3/4
Jamb Width = 4 9/16
Jamb Stop Profile = Square
Jamb Stop Material = Finger Joint Poplar (Paint-Grade) (Primed)
Jamb Stop Width = 1 1/2"
Jamb Stop Thickness = 3/8"
Jamb Leg Extension = 7/8"

*****Jamb Machining Details*****

Jamb Leg Prep = Hinge Prep: Standard Hinge
Jamb Leg Prep = Lock Bore Strike: 2-1/4" Radius Lip Strike

Line	Label	Qty	UOM	Description	Unit	Extended
16	207A	1	EA	29 13/16 inch X 84 inch, 1 3/4, TS2020, Swing, Single, TruStile Interior MDF Door, MR-Miracle Moulding, C-Flat Panel, Prehung, Bevel Lock Side, RH, Prime, Wedge		

*****Door Machining Details*****

Machine Prep = TruStile Standard Configuration
Machine Prep = Hinges, Lock Bore

Hinges = TruStile Installed
Hinges = Standard Ball Bearing Hinges
Hinges = Brand: TruStile
Hinges = Qty: 3 - Size: 4" x 4" - Corners: Square
Hinges = Locations: Hinge 1: 7", Hinge 2: 38-1/2", Hinge 3: 70"
Hinges = Thickness: 0.130" - Backset: 1/4"
Hinges = Material: Plated Steel
Hinges = Finish: US15-Satin Nickel

Lock Bore = Prep For Hardware
Lock Bore = Standard Single Bore
Lock Bore = Location (ToD): 48" - Location (BoD): 36"
Lock Bore = 2-1/8" Diameter - 2-3/8" On Center Backset - 1" x 2-1/4"
Radius Edge Prep -

*****Pre-Hanging Details*****

Jamb Fire Rating = Non-Rated
Jamb Opening Type = Interior
Jamb Profile = Flat
Jamb Material = Finger Joint Poplar (Paint-Grade) (Primed)
Jamb Prefinish = Unfinished
Jamb Edge = Radius
Jamb Thickness = 3/4
Jamb Width = 4 9/16
Jamb Stop Profile = Square
Jamb Stop Material = Finger Joint Poplar (Paint-Grade) (Primed)
Jamb Stop Width = 1 1/2"
Jamb Stop Thickness = 3/8"
Jamb Leg Extension = 7/8"

*****Jamb Machining Details*****

Jamb Leg Prep = Hinge Prep: Standard Hinge
Jamb Leg Prep = Lock Bore Strike: 2-1/4" Radius Lip Strike

Line	Label	Qty	UOM	Description	Unit	Extended
17	208A	1	EA	MODIFIED, 28 inch X 84 inch, 1 3/4, TS2020, Pocket, Single, TruStile Interior MDF Door, MR-Miracle Moulding, C-Flat Panel, RH, Prime, Wedge		
<p>LVL Stiles = Yes</p> <p>*****Door Machining Details*****</p> <p>Machine Prep = TruStile Modified Configuration</p> <p>Machine Prep = Pocket Lock, Flush Pull, Bottom Guide Prep</p> <p>Pocket Lock = Prep For Hardware</p> <p>Pocket Lock = Modified Mortise Pocket Lock</p> <p>Pocket Lock = Brand: Emtek, Series: 2110 (Modern), Model: Machine</p> <p>For Pulls, Template: IN4-MRPCKTMRTS (Rev: 1)</p> <p>Pocket Lock = Location (ToD): 48" - Location (BoD): 36"</p> <p>Pocket Lock = Backset: 2-3/16"</p> <p>Flush Pull = Prep For Hardware</p> <p>Flush Pull = Modified Flush Pull</p> <p>Flush Pull = Brand: Emtek, Series: 2110, Model: 2110, Template: IN4-MRPCKTMRTS, Template Revision: 1</p> <p>Flush Pull = Prep Location(s): Left Stile: Both</p> <p>Flush Pull = Backset: 2 3/16"</p> <p>Bottom Guide = PrepOnly</p> <p>Bottom Guide = Modified Bottom Guide Prep</p> <p>Bottom Guide = Width: 1/2" - Depth: 25/32"</p> <p>Bottom Guide = Backset: None</p> <p>Bottom Guide = Alignment: Center</p>						

Line	Label	Qty	UOM	Description	Unit	Extended
18	209A	1	EA	31 13/16 inch X 84 inch, 1 3/4, TS2020, Swing, Single, TruStile Interior MDF Door, MR-Miracle Moulding, C-Flat Panel, Prehung, Bevel Lock Side, RH, Prime, Wedge		
<p>*****Door Machining Details*****</p> <p>Machine Prep = TruStile Standard Configuration</p> <p>Machine Prep = Hinges, Lock Bore</p> <p>Hinges = TruStile Installed</p> <p>Hinges = Standard Ball Bearing Hinges</p> <p>Hinges = Brand: TruStile</p> <p>Hinges = Qty: 3 - Size: 4" x 4" - Corners: Square</p> <p>Hinges = Locations: Hinge 1: 7", Hinge 2: 38-1/2", Hinge 3: 70"</p> <p>Hinges = Thickness: 0.130" - Backset: 1/4"</p> <p>Hinges = Material: Plated Steel</p> <p>Hinges = Finish: US15-Satin Nickel</p> <p>Lock Bore = Prep For Hardware</p> <p>Lock Bore = Standard Single Bore</p> <p>Lock Bore = Location (ToD): 48" - Location (BoD): 36"</p> <p>Lock Bore = 2-1/8" Diameter - 2-3/8" On Center Backset - 1" x 2-1/4" Radius Edge Prep -</p> <p>*****Pre-Hanging Details*****</p> <p>Jamb Fire Rating = Non-Rated</p> <p>Jamb Opening Type = Interior</p> <p>Jamb Profile = Flat</p> <p>Jamb Material = Finger Joint Poplar (Paint-Grade) (Primed)</p> <p>Jamb Prefinish = Unfinished</p> <p>Jamb Edge = Radius</p> <p>Jamb Thickness = 3/4</p> <p>Jamb Width = 4 9/16</p> <p>Jamb Stop Profile = Square</p> <p>Jamb Stop Material = Finger Joint Poplar (Paint-Grade) (Primed)</p> <p>Jamb Stop Width = 1 1/2"</p> <p>Jamb Stop Thickness = 3/8"</p> <p>Jamb Leg Extension = 7/8"</p> <p>*****Jamb Machining Details*****</p> <p>Jamb Leg Prep = Hinge Prep: Standard Hinge</p> <p>Jamb Leg Prep = Lock Bore Strike: 2-1/4" Radius Lip Strike</p>						

Line	Label	Qty	UOM	Description	Unit	Extended
19	210A	1	EA	MODIFIED, 34 inch X 84 inch, 1 3/4, TS2020, Pocket, Single, TruStile Interior MDF Door, MR-Miracle Moulding, C-Flat Panel, LH, Prime, Wedge		

LVL Stiles = Yes

*****Door Machining Details*****

Machine Prep = TruStile Modified Configuration

Machine Prep = Pocket Lock, Flush Pull, Bottom Guide Prep

Pocket Lock = Prep For Hardware

Pocket Lock = Modified Mortise Pocket Lock

Pocket Lock = Brand: Emtek, Series: 2110 (Modern), Model: Machine For Pulls, Template: IN4-MRPCKTMRTS (Rev: 1)

Pocket Lock = Location (ToD): 48" - Location (BoD): 36"

Pocket Lock = Backset: 2-3/16"

Flush Pull = Prep For Hardware

Flush Pull = Modified Flush Pull

Flush Pull = Brand: Emtek, Series: 2110, Model: 2110, Template: IN4-MRPCKTMRTS, Template Revision: 1

Flush Pull = Prep Location(s): Right Stile:Both

Flush Pull = Backset: 2 3/16"

Bottom Guide = PrepOnly

Bottom Guide = Modified Bottom Guide Prep

Bottom Guide = Width: 1/2" - Depth: 25/32"

Bottom Guide = Backset: None

Bottom Guide = Alignment: Center

Line	Label	Qty	UOM	Description	Unit	Extended
20	210B	1	EA	MODIFIED, 32 inch X 84 inch, 1 3/4, TS2020, Pocket, Single, TruStile Interior MDF Door, MR-Miracle Moulding, C-Flat Panel, LH, Prime, Wedge		

LVL Stiles = Yes

*****Door Machining Details*****

Machine Prep = TruStile Modified Configuration

Machine Prep = Pocket Lock, Flush Pull, Bottom Guide Prep

Pocket Lock = Prep For Hardware

Pocket Lock = Modified Mortise Pocket Lock

Pocket Lock = Brand: Emtek, Series: 2110 (Modern), Model: Machine For Pulls, Template: IN4-MRPCKTMRTS (Rev: 1)

Pocket Lock = Location (ToD): 48" - Location (BoD): 36"

Pocket Lock = Backset: 2-3/16"

Flush Pull = Prep For Hardware

Flush Pull = Modified Flush Pull

Flush Pull = Brand: Emtek, Series: 2110, Model: 2110, Template: IN4-MRPCKTMRTS, Template Revision: 1

Flush Pull = Prep Location(s): Right Stile:Both

Flush Pull = Backset: 2 3/16"

Bottom Guide = PrepOnly

Bottom Guide = Modified Bottom Guide Prep

Bottom Guide = Width: 1/2" - Depth: 25/32"

Bottom Guide = Backset: None

Bottom Guide = Alignment: Center

Line	Label	Qty	UOM	Description	Unit	Extended
21	211A	1	EA	MODIFIED, 34 inch X 84 inch, 1 3/4, TS2020, Pocket, Single, TruStile Interior MDF Door, MR-Miracle Moulding, C-Flat Panel, LH, Prime, Wedge		

LVL Stiles = Yes

*****Door Machining Details*****

Machine Prep = TruStile Modified Configuration

Machine Prep = Pocket Lock, Flush Pull, Bottom Guide Prep

Pocket Lock = Prep For Hardware

Pocket Lock = Modified Mortise Pocket Lock

Pocket Lock = Brand: Emtek, Series: 2110 (Modern), Model: Machine
For Pulls, Template: IN4-MRPCKTMRTS (Rev: 1)

Pocket Lock = Location (ToD): 48" - Location (BoD): 36"

Pocket Lock = Backset: 2-3/16"

Flush Pull = Prep For Hardware

Flush Pull = Modified Flush Pull

Flush Pull = Brand: Emtek, Series: 2110, Model: 2110, Template: IN4-
MRPCKTMRTS, Template Revision: 1

Flush Pull = Prep Location(s): Right Stile:Both

Flush Pull = Backset: 2 3/16"

Bottom Guide = PrepOnly

Bottom Guide = Modified Bottom Guide Prep

Bottom Guide = Width: 1/2" - Depth: 25/32"

Bottom Guide = Backset: None

Bottom Guide = Alignment: Center

Line	Label	Qty	UOM	Description	Unit	Extended
22	212A	1	EA	MODIFIED, 32 inch X 84 inch, 1 3/4, TS2020, Pocket, Single, TruStile Interior MDF Door, MR-Miracle Moulding, C-Flat Panel, RH, Prime, Wedge		

LVL Stiles = Yes

*****Door Machining Details*****

Machine Prep = TruStile Modified Configuration

Machine Prep = Pocket Lock, Flush Pull, Bottom Guide Prep

Pocket Lock = Prep For Hardware

Pocket Lock = Modified Mortise Pocket Lock

Pocket Lock = Brand: Emtek, Series: 2110 (Modern), Model: Machine
For Pulls, Template: IN4-MRPCKTMRTS (Rev: 1)

Pocket Lock = Location (ToD): 48" - Location (BoD): 36"

Pocket Lock = Backset: 2-3/16"

Flush Pull = Prep For Hardware

Flush Pull = Modified Flush Pull

Flush Pull = Brand: Emtek, Series: 2110, Model: 2110, Template: IN4-
MRPCKTMRTS, Template Revision: 1

Flush Pull = Prep Location(s): Left Stile: Both

Flush Pull = Backset: 2 3/16"

Bottom Guide = PrepOnly

Bottom Guide = Modified Bottom Guide Prep

Bottom Guide = Width: 1/2" - Depth: 25/32"

Bottom Guide = Backset: None

Bottom Guide = Alignment: Center

Line	Label	Qty	UOM	Description	Unit	Extended
23	212B	1	EA	MODIFIED, 32 inch X 84 inch, 1 3/4, TS2020, Pocket, Single, TruStile Interior MDF Door, MR-Miracle Moulding, C-Flat Panel, RH, Prime, Wedge		

LVL Stiles = Yes

*****Door Machining Details*****

Machine Prep = TruStile Modified Configuration

Machine Prep = Pocket Lock, Flush Pull, Bottom Guide Prep

Pocket Lock = Prep For Hardware

Pocket Lock = Modified Mortise Pocket Lock

Pocket Lock = Brand: Emtek, Series: 2110 (Modern), Model: Machine

For Pulls, Template: IN4-MRPCKTMRTS (Rev: 1)

Pocket Lock = Location (ToD): 48" - Location (BoD): 36"

Pocket Lock = Backset: 2-3/16"

Flush Pull = Prep For Hardware

Flush Pull = Modified Flush Pull

Flush Pull = Brand: Emtek, Series: 2110, Model: 2110, Template: IN4-

MRPCKTMRTS, Template Revision: 1

Flush Pull = Prep Location(s): Left Stile: Both

Flush Pull = Backset: 2 3/16"

Bottom Guide = PrepOnly

Bottom Guide = Modified Bottom Guide Prep

Bottom Guide = Width: 1/2" - Depth: 25/32"

Bottom Guide = Backset: None

Bottom Guide = Alignment: Center

Line	Label	Qty	UOM	Description	Unit	Extended
24	213A	1	EA	31 13/16 inch X 84 inch, 1 3/4, TS2020, Swing, Single, TruStile Interior MDF Door, MR-Miracle Moulding, C-Flat Panel, Prehung, Bevel Lock Side, RH, Prime, Wedge		

*****Door Machining Details*****

Machine Prep = TruStile Standard Configuration

Machine Prep = Hinges, Lock Bore

Hinges = TruStile Installed

Hinges = Standard Ball Bearing Hinges

Hinges = Brand: TruStile

Hinges = Qty: 3 - Size: 4" x 4" - Corners: Square

Hinges = Locations: Hinge 1: 7", Hinge 2: 38-1/2", Hinge 3: 70"

Hinges = Thickness: 0.130" - Backset: 1/4"

Hinges = Material: Plated Steel

Hinges = Finish: US15-Satin Nickel

Lock Bore = Prep For Hardware

Lock Bore = Standard Single Bore

Lock Bore = Location (ToD): 48" - Location (BoD): 36"

Lock Bore = 2-1/8" Diameter - 2-3/8" On Center Backset - 1" x 2-1/4"

Radius Edge Prep -

*****Pre-Hanging Details*****

Jamb Fire Rating = Non-Rated

Jamb Opening Type = Interior

Jamb Profile = Flat

Jamb Material = Finger Joint Poplar (Paint-Grade) (Primed)

Jamb Prefinish = Unfinished

Jamb Edge = Radius

Jamb Thickness = 3/4

Jamb Width = 4 9/16

Jamb Stop Profile = Square

Jamb Stop Material = Finger Joint Poplar (Paint-Grade) (Primed)

Jamb Stop Width = 1 1/2"

Jamb Stop Thickness = 3/8"

Jamb Leg Extension = 7/8"

*****Jamb Machining Details*****

Jamb Leg Prep = Hinge Prep: Standard Hinge

Jamb Leg Prep = Lock Bore Strike: 2-1/4" Radius Lip Strike

Line	Label	Qty	UOM	Description	Unit	Extended
25	213B	1	EA	23 13/16 inch X 96 inch (Per Leaf), 1 3/4, TS2020, Swing, Pair, TruStile Interior MDF Door, MR-Miracle Moulding, C-Flat Panel, Prehung, Bevel Meeting Stiles, Center Meet Pair Reverse, Prime, Wedge		

T-Astragal = No Astragal

*****Door Machining Details*****

Machine Prep = TruStile Standard Configuration

Machine Prep = Hinges, Ball Catch

Hinges = TruStile Installed

Hinges = Standard Ball Bearing Hinges

Hinges = Brand: TruStile

Hinges = Qty: 4 per leaf - Size: 4" x 4" - Corners: Square

Hinges = Locations: Hinge 1: 7", Hinge 2: 32", Hinge 3: 57", Hinge 4: 82"

Hinges = Thickness: 0.130" - Backset: 1/4"

Hinges = Material: Plated Steel

Hinges = Finish: US15-Satin Nickel

Ball Catch = TruStile Installed

Ball Catch = Standard Ball Catch

Ball Catch = Prep on Top of Door

Ball Catch = Brand: Hager, Model: 1447, Template: I-TA00064,

Template Revision: 02

Ball Catch = US15-Satin Nickel

Ball Catch = Backset: 2 3/4" From Edge of Door

*****Pre-Hanging Details*****

Jamb Fire Rating = Non-Rated

Jamb Opening Type = Interior

Jamb Profile = Flat

Jamb Material = Finger Joint Poplar (Paint-Grade) (Primed)

Jamb Prefinish = Unfinished

Jamb Edge = Radius

Jamb Thickness = 3/4"

Jamb Width = 4 9/16"

Jamb Stop Profile = Square

Jamb Stop Material = Finger Joint Poplar (Paint-Grade) (Primed)

Jamb Stop Width = 1 1/2"

Jamb Stop Thickness = 3/8"

Jamb Leg Extension = 7/8"

*****Jamb Machining Details*****

Jamb Head Prep = Ball Catch Strike: See Template

Jamb Leg Prep = Hinge Prep: Standard Hinge

Line	Label	Qty	UOM	Description	Unit	Extended
26	214A	1	EA	31 13/16 inch X 84 inch, 1 3/4, TS2020, Swing, Single, TruStile Interior MDF Door, MR-Miracle Moulding, C-Flat Panel, Prehung, Bevel Lock Side, RHR, Prime, Wedge		

*****Door Machining Details*****

Machine Prep = TruStile Standard Configuration
Machine Prep = Hinges, Lock Bore

Hinges = TruStile Installed
Hinges = Standard Ball Bearing Hinges
Hinges = Brand: TruStile
Hinges = Qty: 3 - Size: 4" x 4" - Corners: Square
Hinges = Locations: Hinge 1: 7", Hinge 2: 38-1/2", Hinge 3: 70"
Hinges = Thickness: 0.130" - Backset: 1/4"
Hinges = Material: Plated Steel
Hinges = Finish: US15-Satin Nickel

Lock Bore = Prep For Hardware
Lock Bore = Standard Single Bore
Lock Bore = Location (ToD): 48" - Location (BoD): 36"
Lock Bore = 2-1/8" Diameter - 2-3/8" On Center Backset - 1" x 2-1/4"
Radius Edge Prep -

*****Pre-Hanging Details*****

Jamb Fire Rating = Non-Rated
Jamb Opening Type = Interior
Jamb Profile = Flat
Jamb Material = Finger Joint Poplar (Paint-Grade) (Primed)
Jamb Prefinish = Unfinished
Jamb Edge = Radius
Jamb Thickness = 3/4
Jamb Width = 4 9/16
Jamb Stop Profile = Square
Jamb Stop Material = Finger Joint Poplar (Paint-Grade) (Primed)
Jamb Stop Width = 1 1/2"
Jamb Stop Thickness = 3/8"
Jamb Leg Extension = 7/8"

*****Jamb Machining Details*****

Jamb Leg Prep = Hinge Prep: Standard Hinge
Jamb Leg Prep = Lock Bore Strike: 2-1/4" Radius Lip Strike

Line	Label	Qty	UOM	Description	Unit	Extended
27	214B	1	EA	31 13/16 inch X 84 inch, 1 3/4, TS2020, Swing, Single, TruStile Interior MDF Door, MR-Miracle Moulding, C-Flat Panel, Prehung, Bevel Lock Side, LHR, Prime, Wedge		

*****Door Machining Details*****

Machine Prep = TruStile Standard Configuration
Machine Prep = Hinges, Lock Bore

Hinges = TruStile Installed
Hinges = Standard Ball Bearing Hinges
Hinges = Brand: TruStile
Hinges = Qty: 3 - Size: 4" x 4" - Corners: Square
Hinges = Locations: Hinge 1: 7", Hinge 2: 38-1/2", Hinge 3: 70"
Hinges = Thickness: 0.130" - Backset: 1/4"
Hinges = Material: Plated Steel
Hinges = Finish: US15-Satin Nickel

Lock Bore = Prep For Hardware
Lock Bore = Standard Single Bore
Lock Bore = Location (ToD): 48" - Location (BoD): 36"
Lock Bore = 2-1/8" Diameter - 2-3/8" On Center Backset - 1" x 2-1/4"
Radius Edge Prep -

*****Pre-Hanging Details*****

Jamb Fire Rating = Non-Rated
Jamb Opening Type = Interior
Jamb Profile = Flat
Jamb Material = Finger Joint Poplar (Paint-Grade) (Primed)
Jamb Prefinish = Unfinished
Jamb Edge = Radius
Jamb Thickness = 3/4
Jamb Width = 4 9/16
Jamb Stop Profile = Square
Jamb Stop Material = Finger Joint Poplar (Paint-Grade) (Primed)
Jamb Stop Width = 1 1/2"
Jamb Stop Thickness = 3/8"
Jamb Leg Extension = 7/8"

*****Jamb Machining Details*****

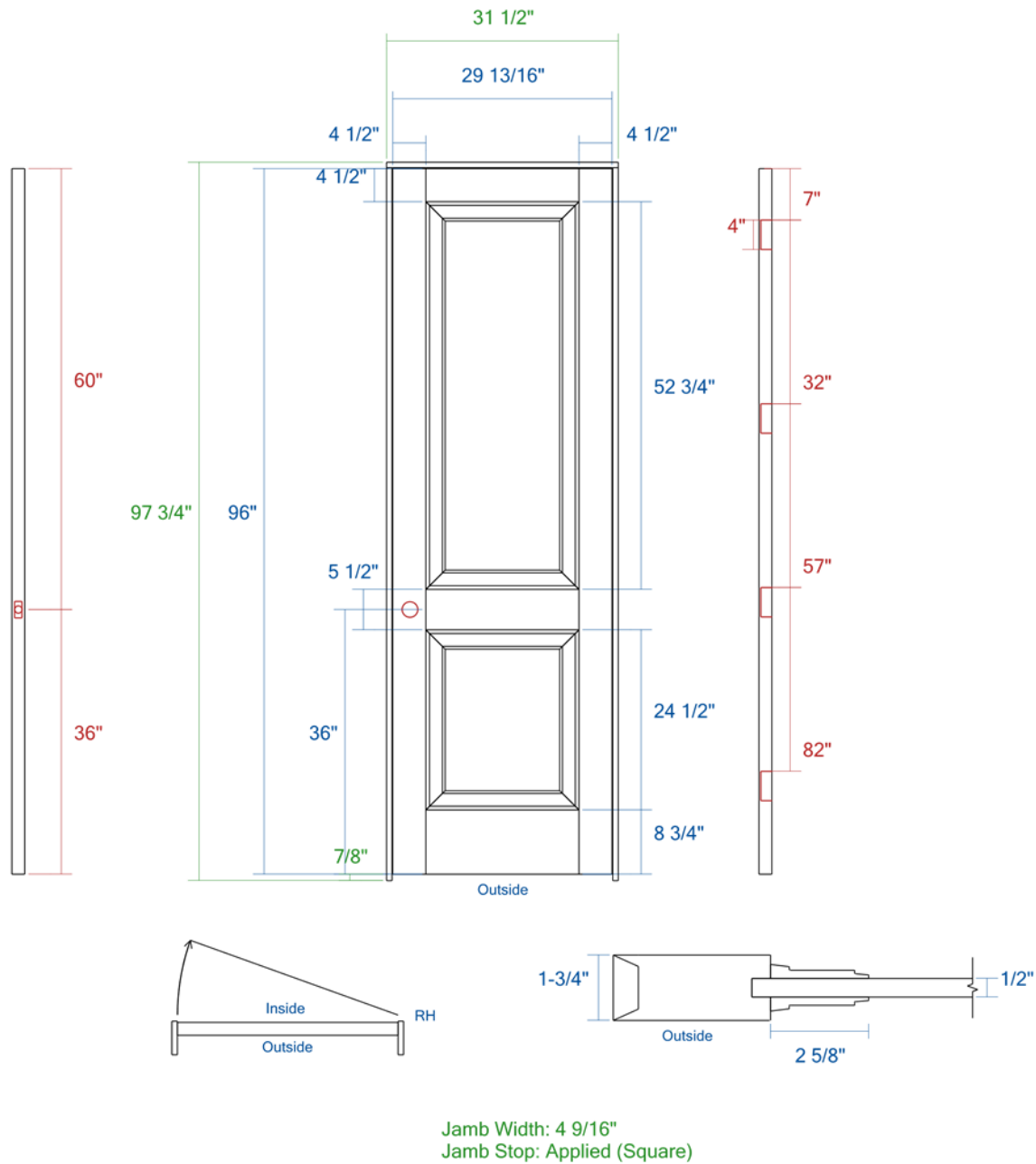
Jamb Leg Prep = Hinge Prep: Standard Hinge
Jamb Leg Prep = Lock Bore Strike: 2-1/4" Radius Lip Strike

Line	Label	Qty	UOM	Description	Unit	Extended
28		1	EA	Manufacturer's Freight for 30 Doors		
Total Units:		27				



Door Style	Sticking	Panel	Material	Glass	Fire Rating	Grade
TS2020	MR	C	MDF	N/A	20 Minute Neutral Pressure	Interior
Quote #: SQDRQ000360-2				Line #: 1 - 111A		
Ervin Architectural Products				Entered By: David Canton		
Approval (sign here):				Created On: 11/09/2021		

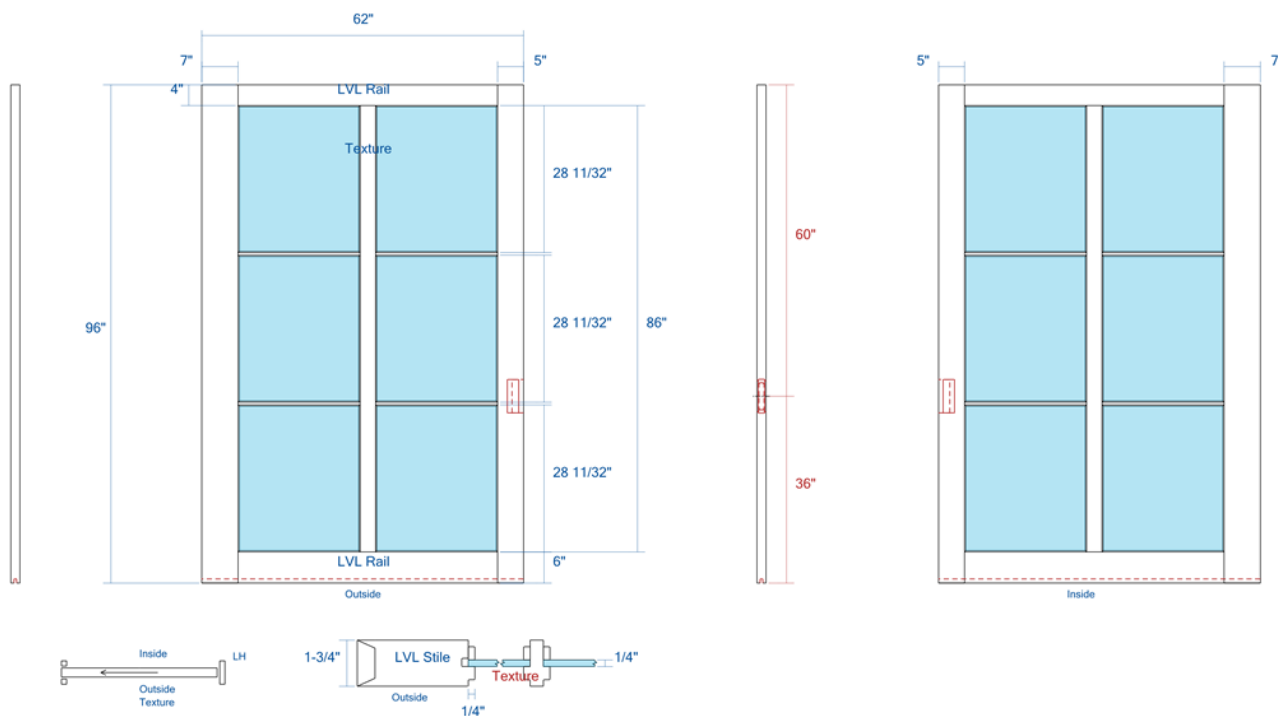
Page 19 of 44



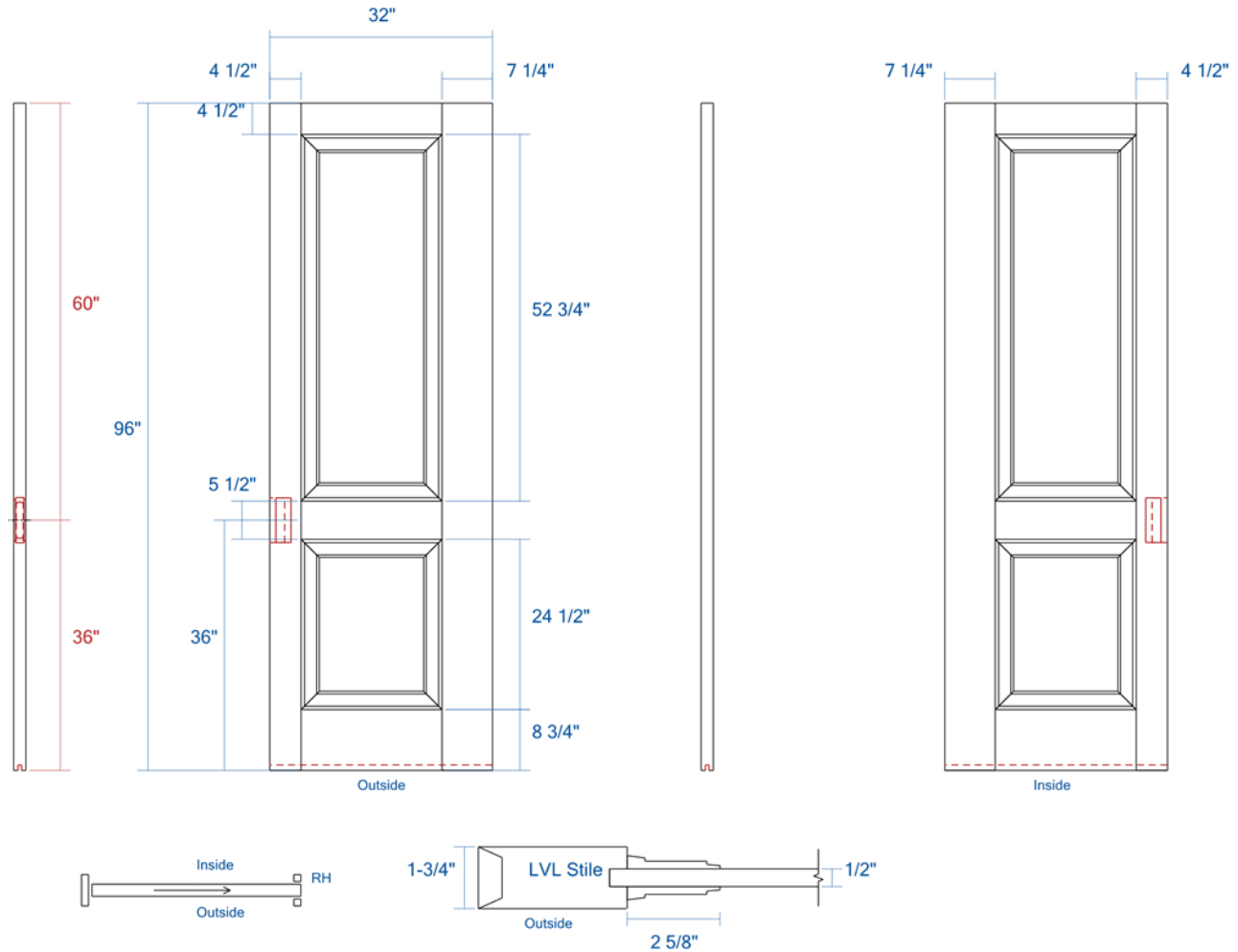
Door Style	Sticking	Panel	Material	Glass	Fire Rating	Grade
TS2020	MR	C	MDF	N/A	Non-Rated	Interior
Quote #: SQDRQ000360-2				Line #: 3 - 102A		
Ervin Architectural Products				Entered By: David Canton		
Approval (sign here):				Created On: 11/09/2021		



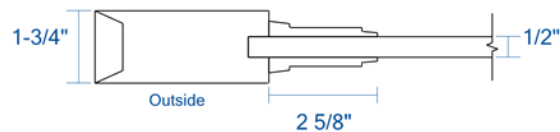
TruStile Doors, LLC | 1111 E. 71st Ave, Denver, CO 80229 | Phone: 888.286.3931 | Fax: 888.288.6521



Door Style	Sticking	Panel	Material	Glass	Fire Rating	Grade
MODIFIED FL300	OS	NA	MDF	1/4" Groove	Non-Rated	Interior
Quote #: SQDRQ000360-2				Line #: 5 - 103A ALT SINGLE		
Ervin Architectural Products				Entered By: David Canton		
Approval (sign here):				Created On: 11/09/2021		



Door Style	Sticking	Panel	Material	Glass	Fire Rating	Grade
MODIFIED TS2020	MR	C	MDF	N/A	Non-Rated	Interior
Quote #: SQDRQ000360-2				Line #: 6 - 104A		
Ervin Architectural Products				Entered By: David Canton		
Approval (sign here):				Created On: 11/09/2021		

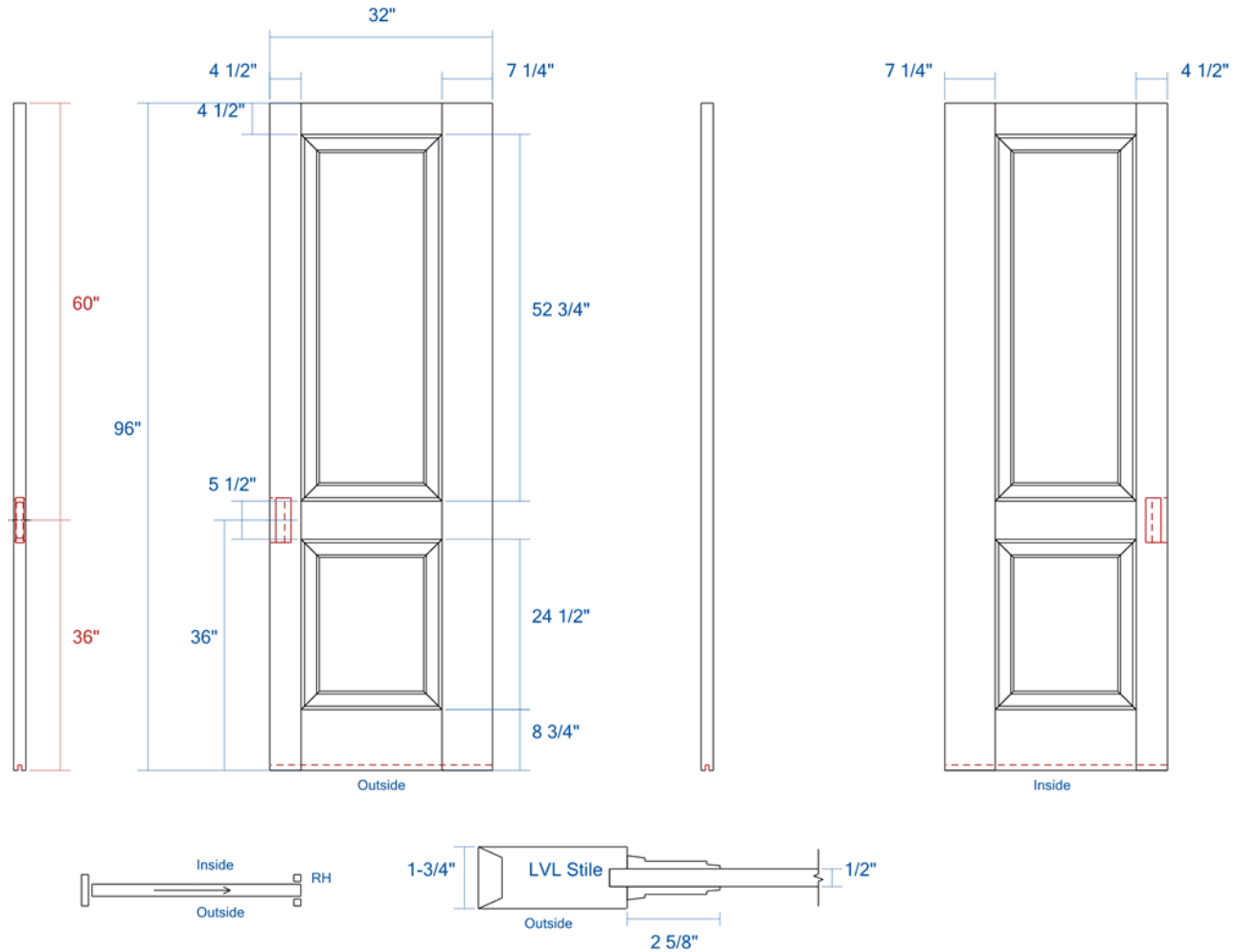


Door Style	Sticking	Panel	Material	Glass	Fire Rating	Grade
TS2020	MR	C	MDF	N/A	Non-Rated	Interior

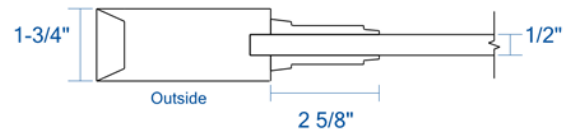
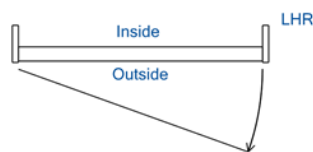
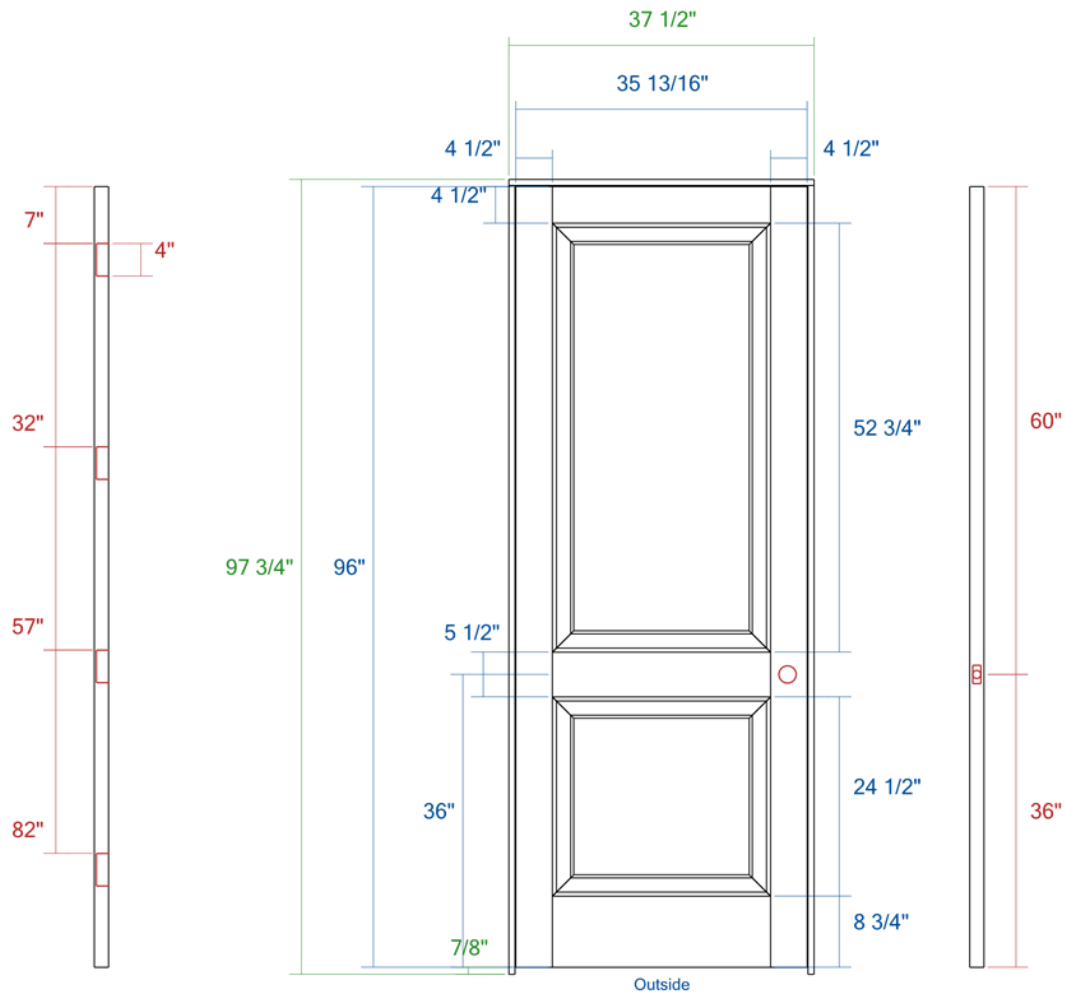
Line #: 7 - 105A

Entered By: David Canton

Created On: 11/09/2021

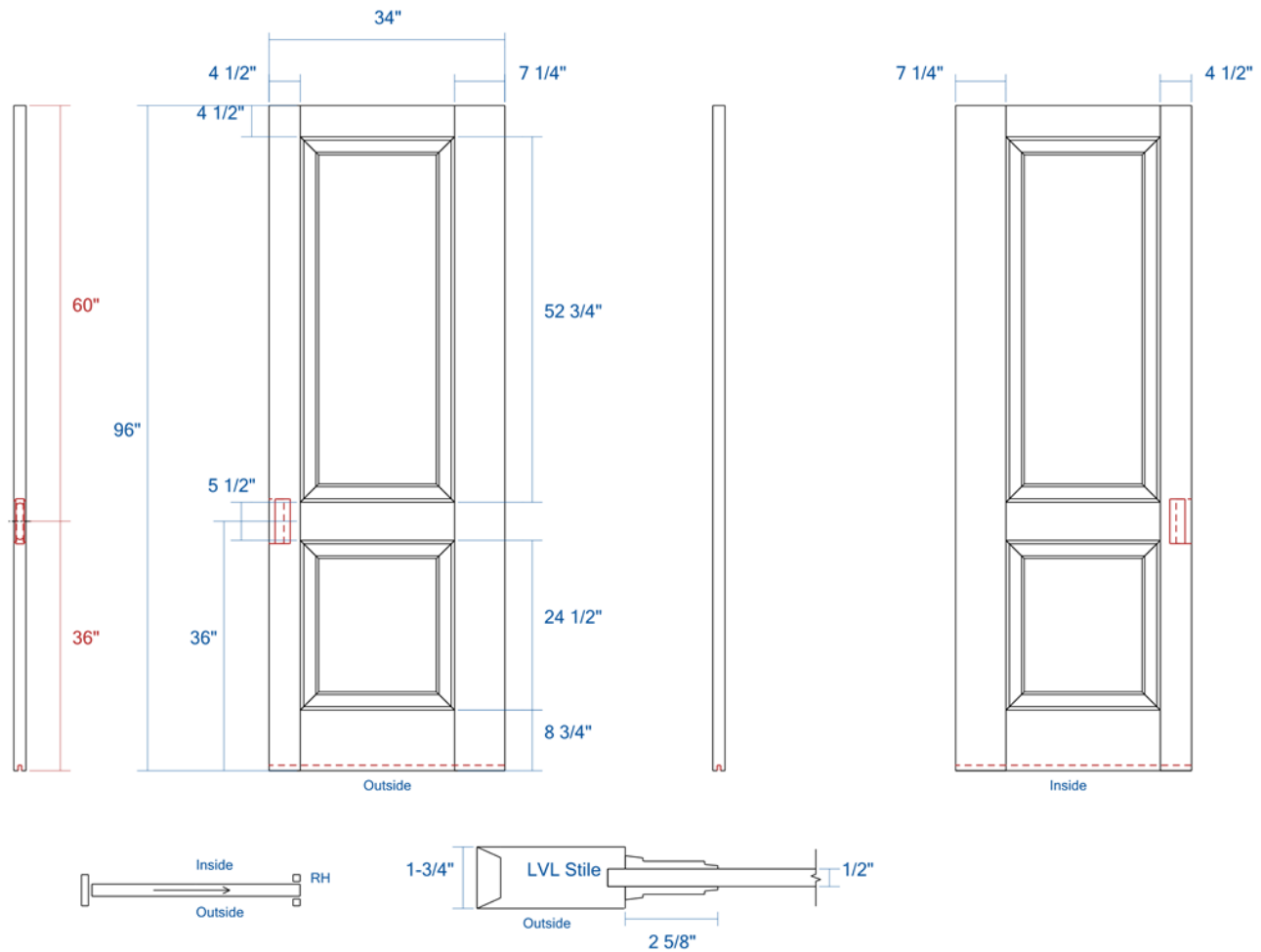


Door Style	Sticking	Panel	Material	Glass	Fire Rating	Grade
MODIFIED TS2020	MR	C	MDF	N/A	Non-Rated	Interior
Quote #: SQDRQ000360-2				Line #: 8 - 110A		
Ervin Architectural Products				Entered By: David Canton		
Approval (sign here):				Created On: 11/09/2021		

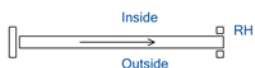


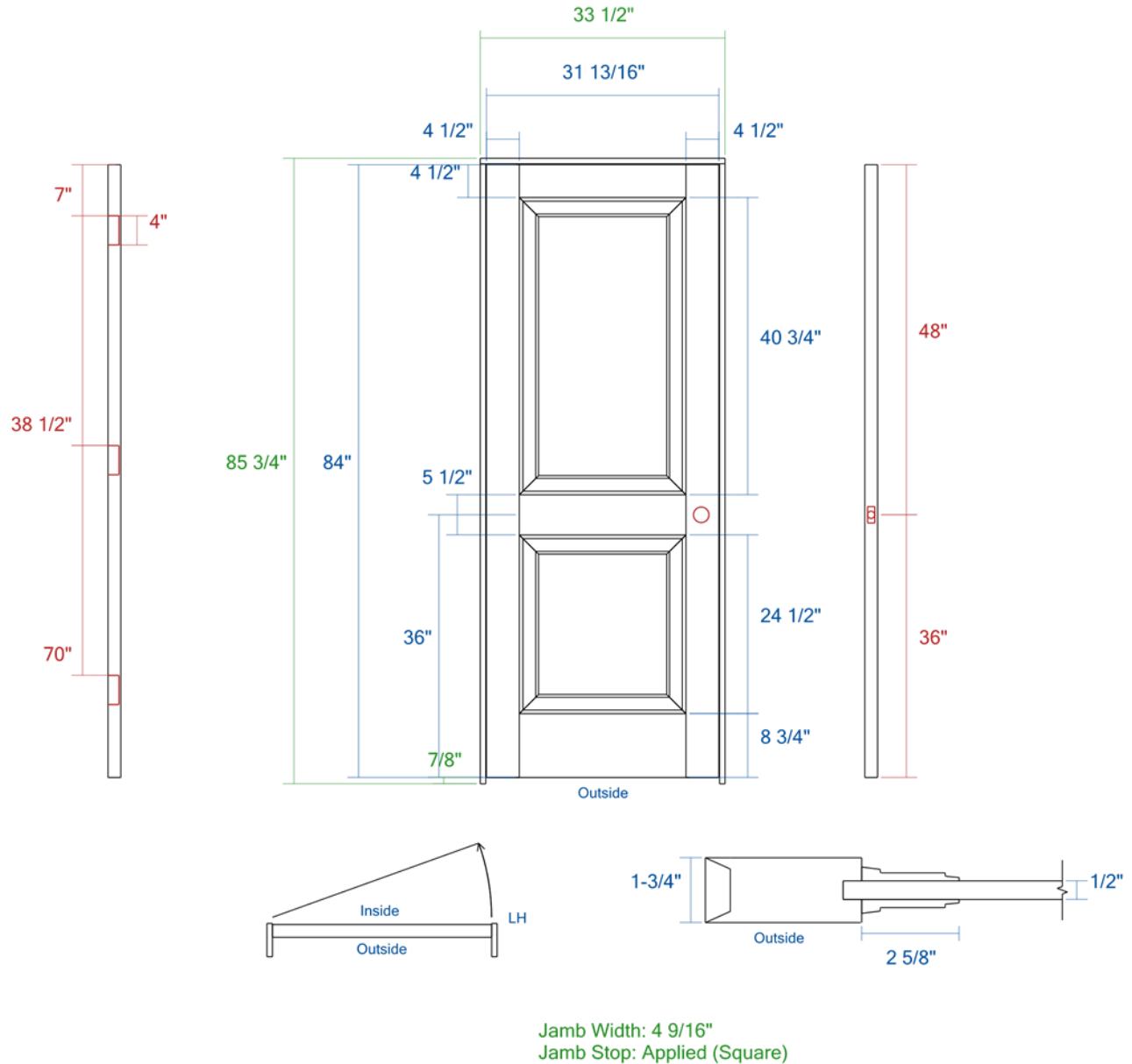
Jamb Width: 4 9/16"
Jamb Stop: Applied (Square)

Door Style	Sticking	Panel	Material	Glass	Fire Rating	Grade
TS2020	MR	C	MDF	N/A	Non-Rated	Interior
Quote #: SQDRQ000360-2				Line #: 9 - 111B		
Ervin Architectural Products				Entered By: David Canton		
Approval (sign here):				Created On: 11/09/2021		

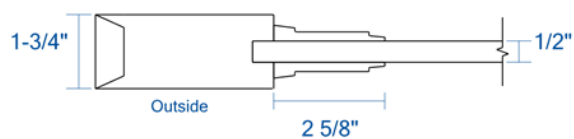
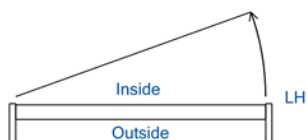


Door Style	Sticking	Panel	Material	Glass	Fire Rating	Grade
MODIFIED TS2020	MR	C	MDF	N/A	Non-Rated	Interior
Quote #: SQDRQ000360-2				Line #: 10 - 112A		
Ervin Architectural Products				Entered By: David Canton		
Approval (sign here):				Created On: 11/09/2021		

Quote #: SQDRQ000360-2

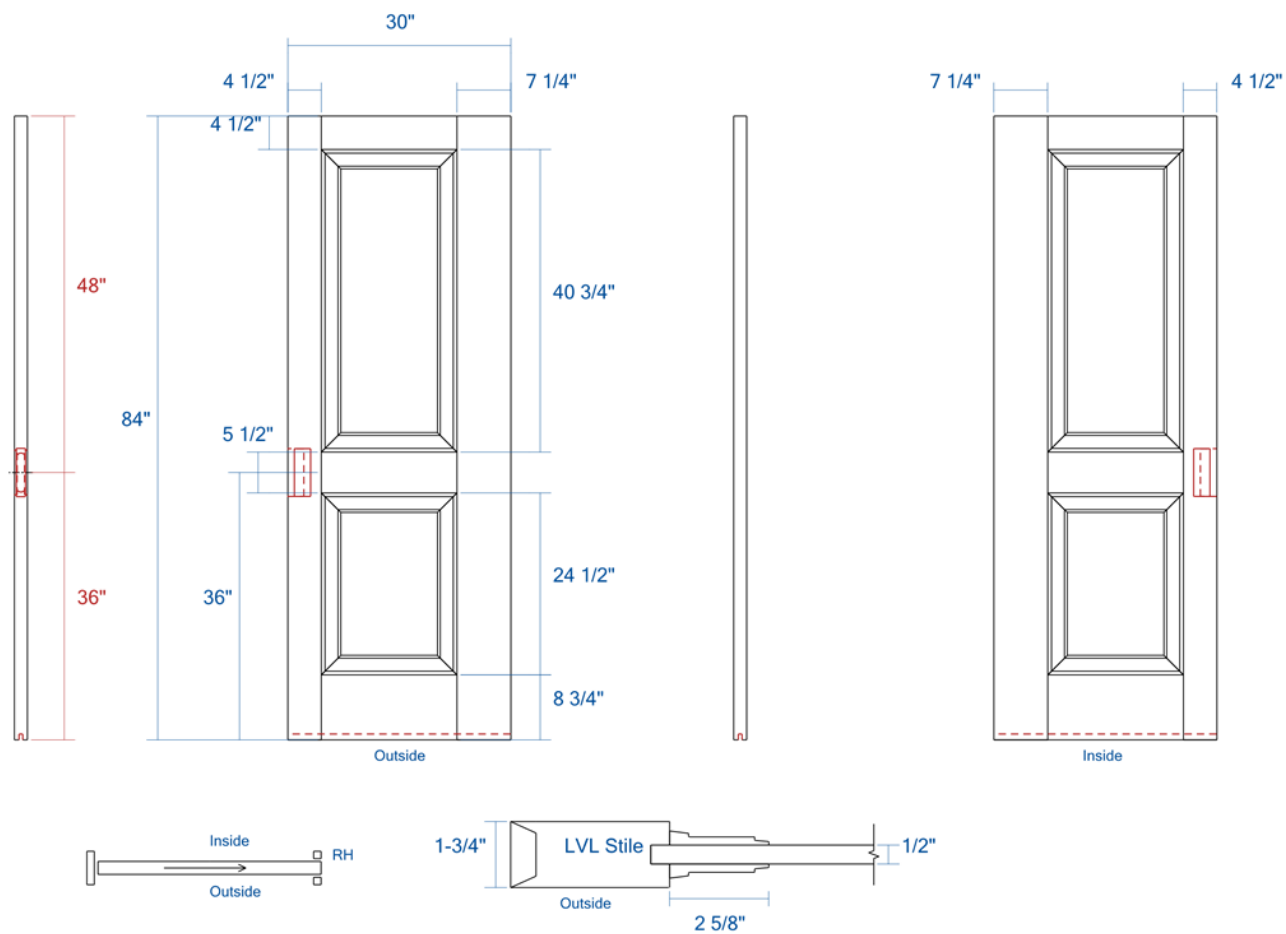


Door Style	Sticking	Panel	Material	Glass	Fire Rating	Grade
TS2020	MR	C	MDF	N/A	Non-Rated	Interior
Quote #: SQDRQ000360-2				Line #: 12 - 203A		
Ervin Architectural Products				Entered By: David Canton		
Approval (sign here):				Created On: 11/09/2021		

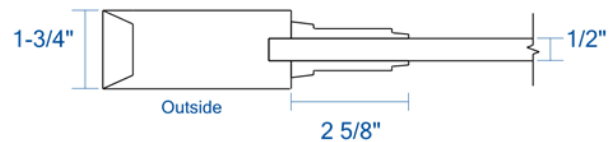
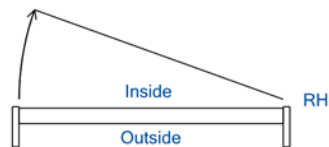
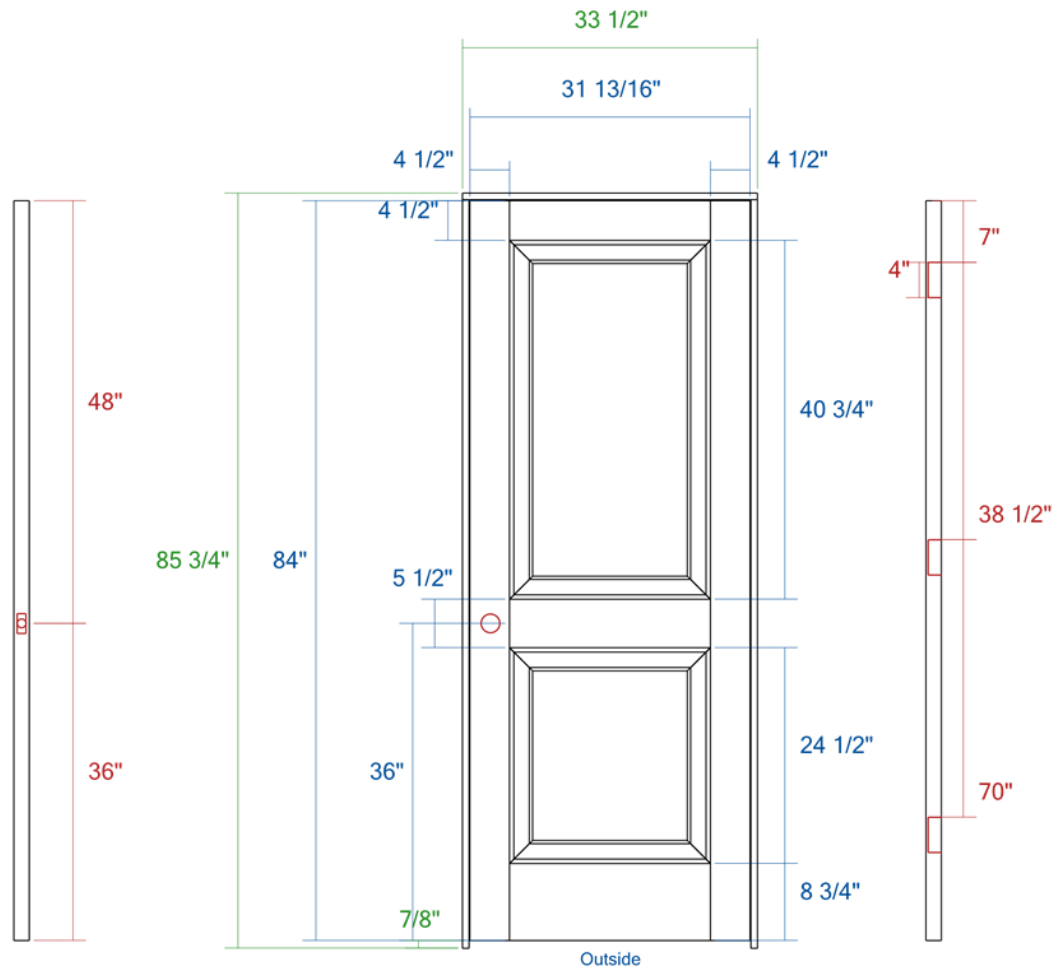


Jamb Width: 4 9/16"
Jamb Stop: Applied (Square)

Page 30 of 44

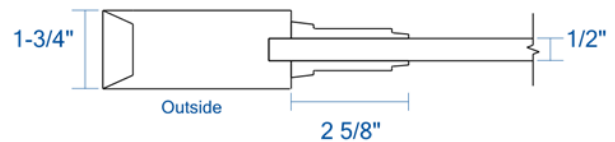
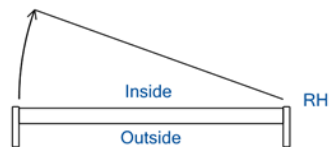
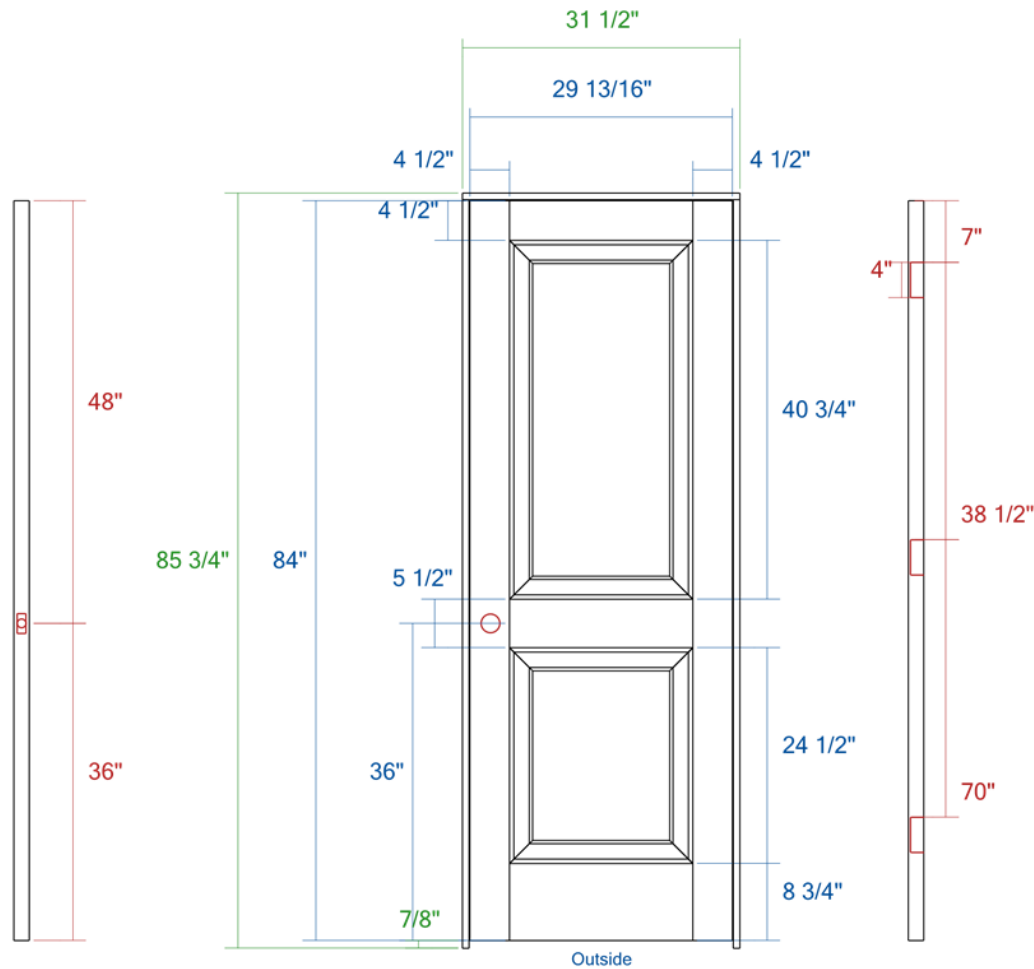


Door Style	Sticking	Panel	Material	Glass	Fire Rating	Grade
MODIFIED TS2020	MR	C	MDF	N/A	Non-Rated	Interior
Quote #: SQDRQ000360-2				Line #: 14 - 205A		
Ervin Architectural Products				Entered By: David Canton		
Approval (sign here):				Created On: 11/09/2021		



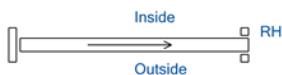
Jamb Width: 4 9/16"
Jamb Stop: Applied (Square)

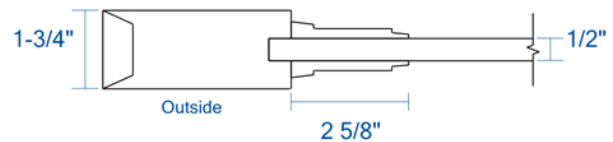
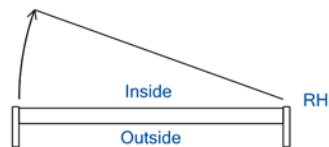
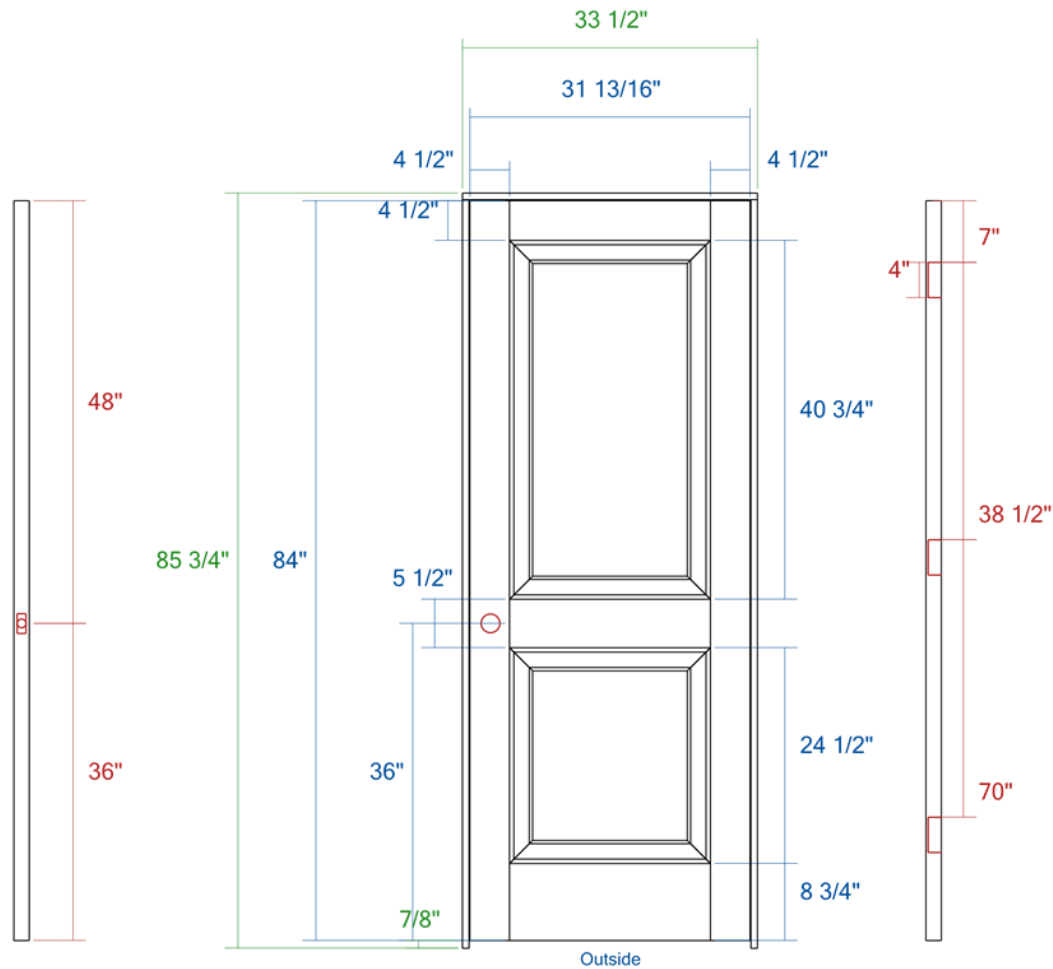
Door Style	Sticking	Panel	Material	Glass	Fire Rating	Grade
TS2020	MR	C	MDF	N/A	Non-Rated	Interior
Quote #: SQDRQ000360-2				Line #: 15 - 206A		
Ervin Architectural Products				Entered By: David Canton		
Approval (sign here):				Created On: 11/09/2021		



Jamb Width: 4 9/16"
Jamb Stop: Applied (Square)

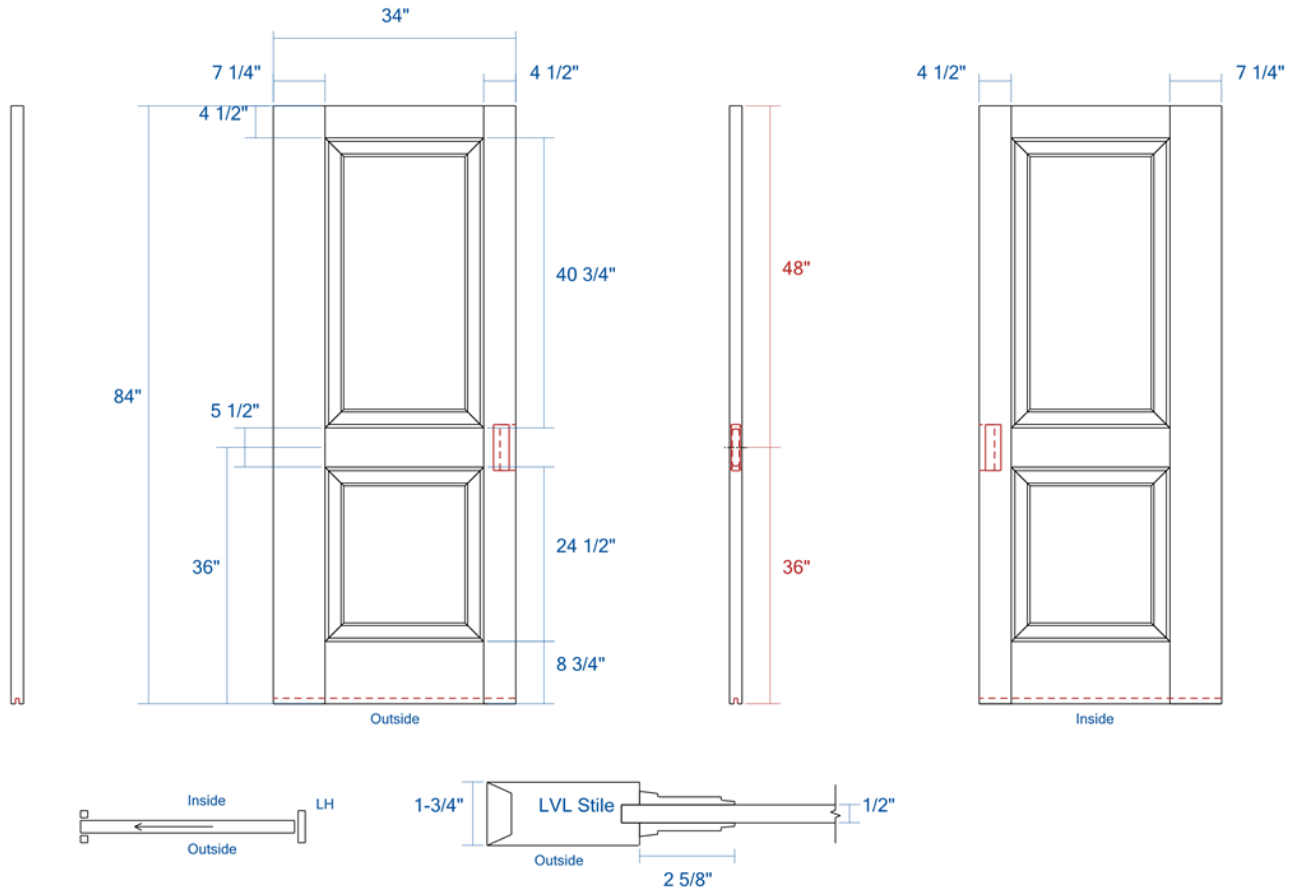
Door Style	Sticking	Panel	Material	Glass	Fire Rating	Grade
TS2020	MR	C	MDF	N/A	Non-Rated	Interior
Quote #: SQDRQ000360-2				Line #: 16 - 207A		
Ervin Architectural Products				Entered By: David Canton		
Approval (sign here):				Created On: 11/09/2021		

Page 34 of 44

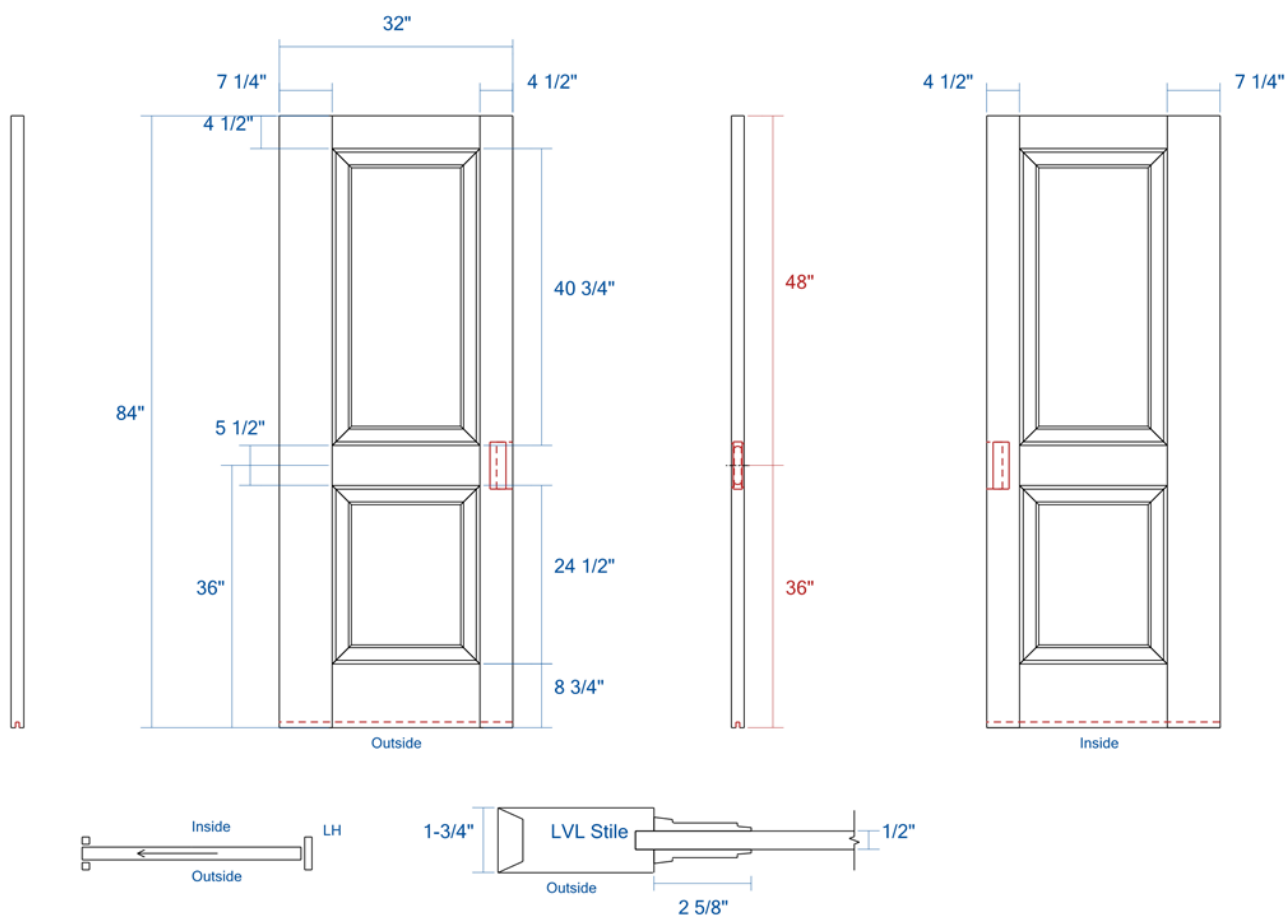


Jamb Width: 4 9/16"
Jamb Stop: Applied (Square)

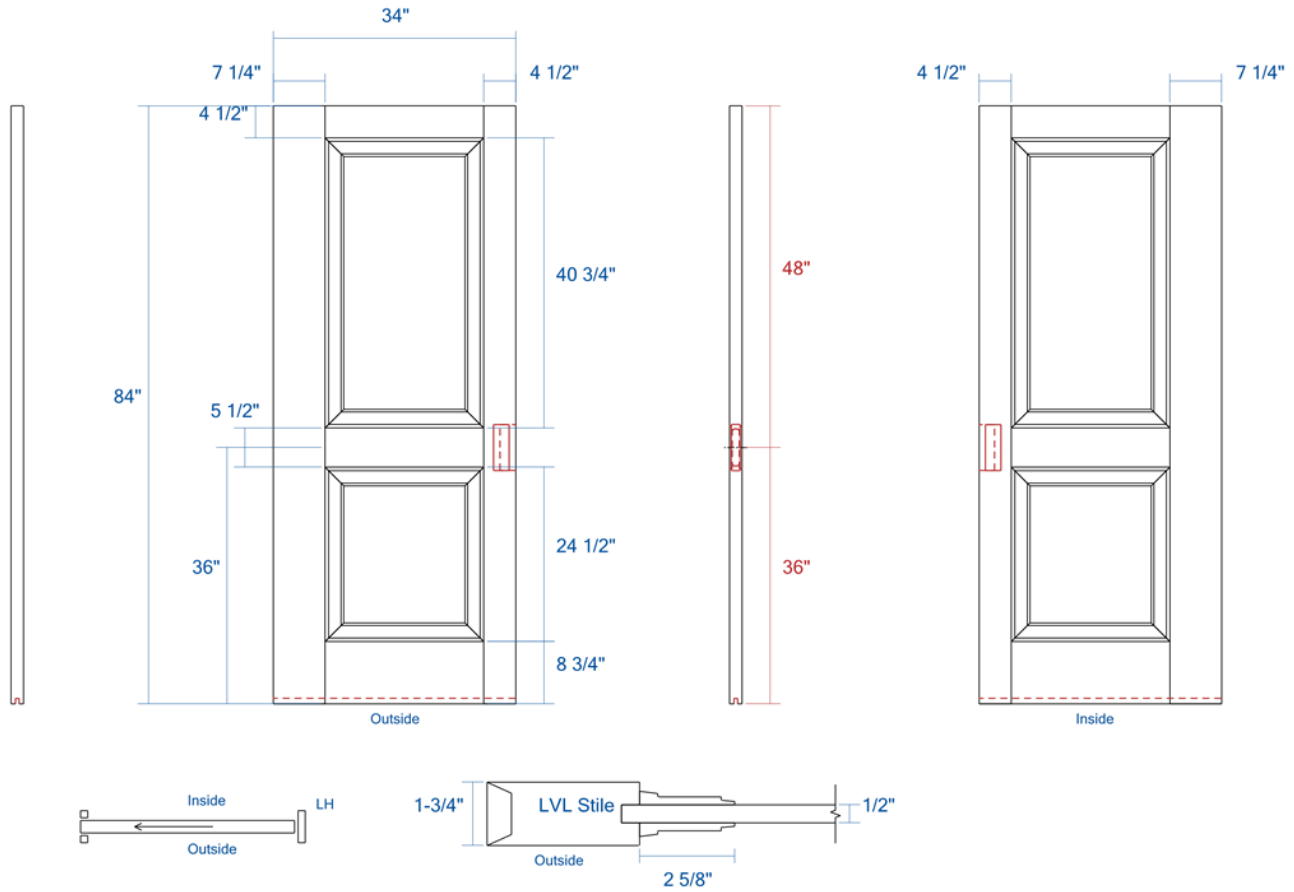
Door Style	Sticking	Panel	Material	Glass	Fire Rating	Grade
TS2020	MR	C	MDF	N/A	Non-Rated	Interior
Quote #: SQDRQ000360-2				Line #: 18 - 209A		
Ervin Architectural Products				Entered By: David Canton		
Approval (sign here):				Created On: 11/09/2021		



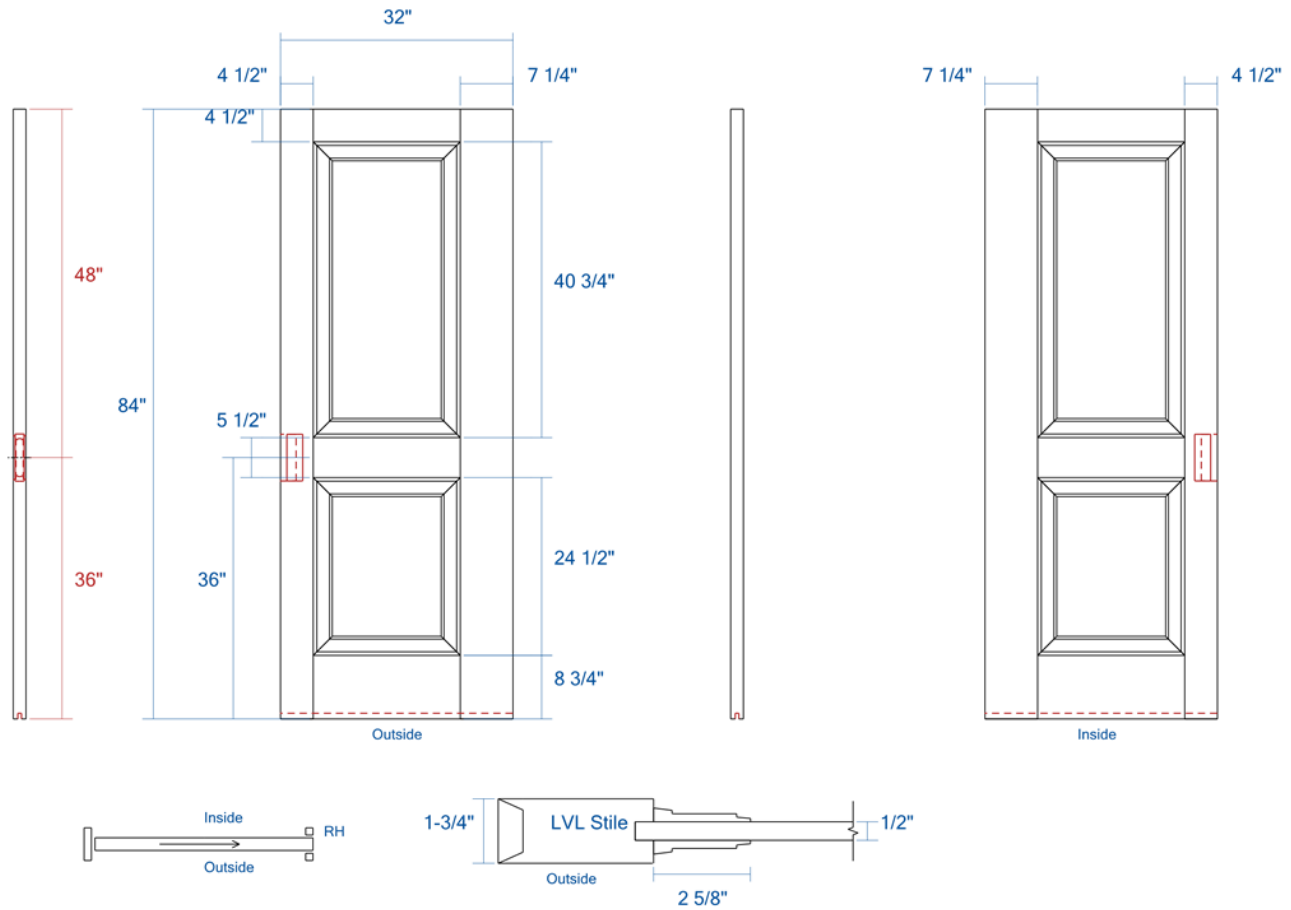
Door Style	Sticking	Panel	Material	Glass	Fire Rating	Grade
MODIFIED TS2020	MR	C	MDF	N/A	Non-Rated	Interior
Quote #: SQDRQ000360-2				Line #: 19 - 210A		
Ervin Architectural Products				Entered By: David Canton		
Approval (sign here):				Created On: 11/09/2021		



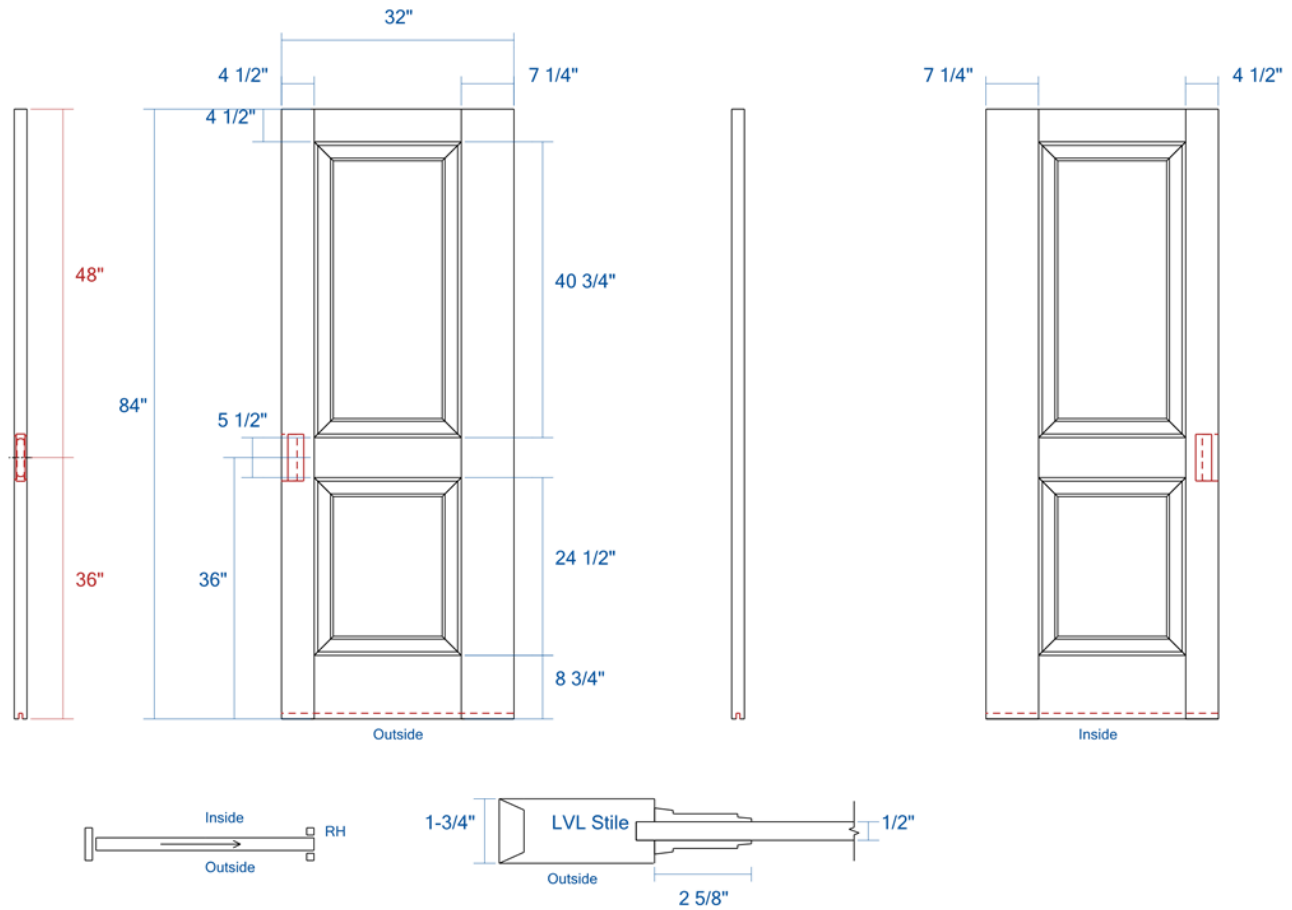
Door Style	Sticking	Panel	Material	Glass	Fire Rating	Grade
MODIFIED TS2020	MR	C	MDF	N/A	Non-Rated	Interior
Quote #: SQDRQ000360-2				Line #: 20 - 210B		
Ervin Architectural Products				Entered By: David Canton		
Approval (sign here):				Created On: 11/09/2021		



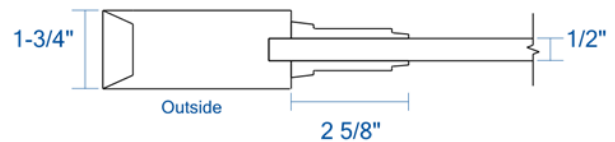
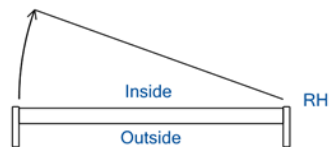
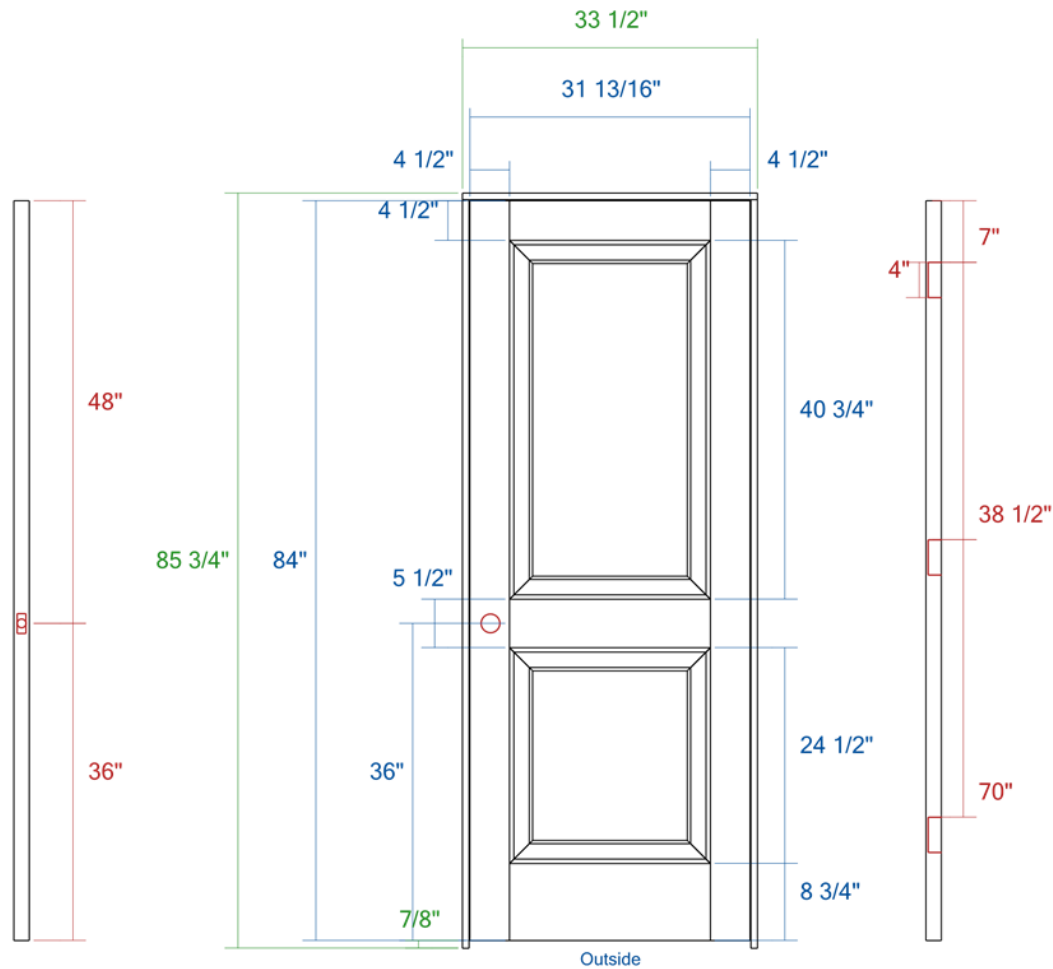
Door Style	Sticking	Panel	Material	Glass	Fire Rating	Grade
MODIFIED TS2020	MR	C	MDF	N/A	Non-Rated	Interior
Quote #: SQDRQ000360-2				Line #: 21 - 211A		
Ervin Architectural Products				Entered By: David Canton		
Approval (sign here):				Created On: 11/09/2021		



Door Style	Sticking	Panel	Material	Glass	Fire Rating	Grade
MODIFIED TS2020	MR	C	MDF	N/A	Non-Rated	Interior
Quote #: SQDRQ000360-2				Line #: 22 - 212A		
Ervin Architectural Products				Entered By: David Canton		
Approval (sign here):				Created On: 11/09/2021		

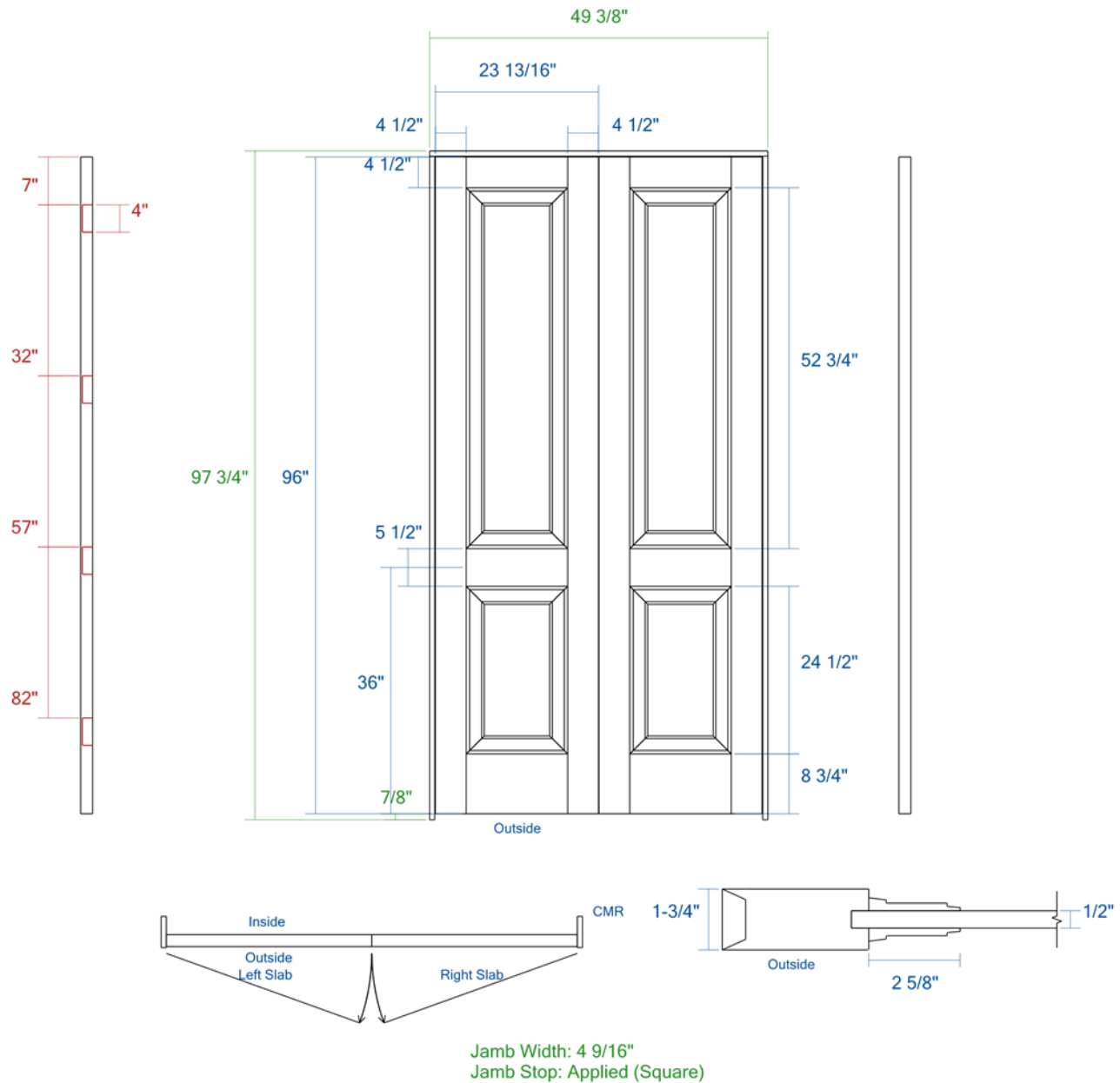


Door Style	Sticking	Panel	Material	Glass	Fire Rating	Grade
MODIFIED TS2020	MR	C	MDF	N/A	Non-Rated	Interior
Quote #: SQDRQ000360-2				Line #: 23 - 212B		
Ervin Architectural Products				Entered By: David Canton		
Approval (sign here):				Created On: 11/09/2021		

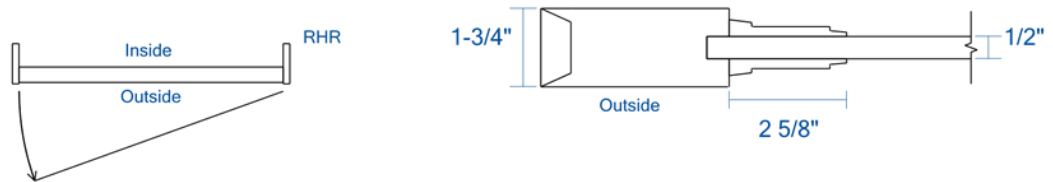
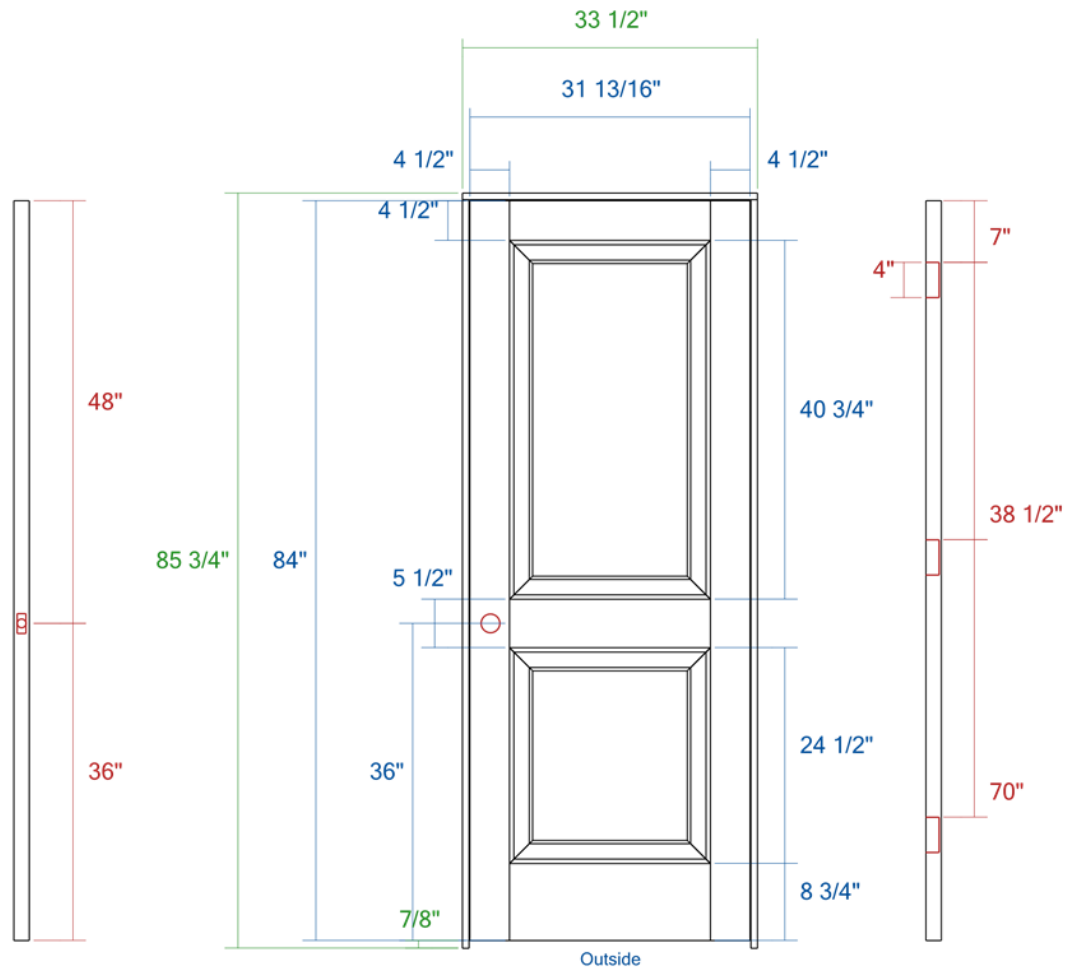


Jamb Width: 4 9/16"
Jamb Stop: Applied (Square)

Door Style	Sticking	Panel	Material	Glass	Fire Rating	Grade
TS2020	MR	C	MDF	N/A	Non-Rated	Interior
Quote #: SQDRQ000360-2				Line #: 24 - 213A		
Ervin Architectural Products				Entered By: David Canton		
Approval (sign here):				Created On: 11/09/2021		

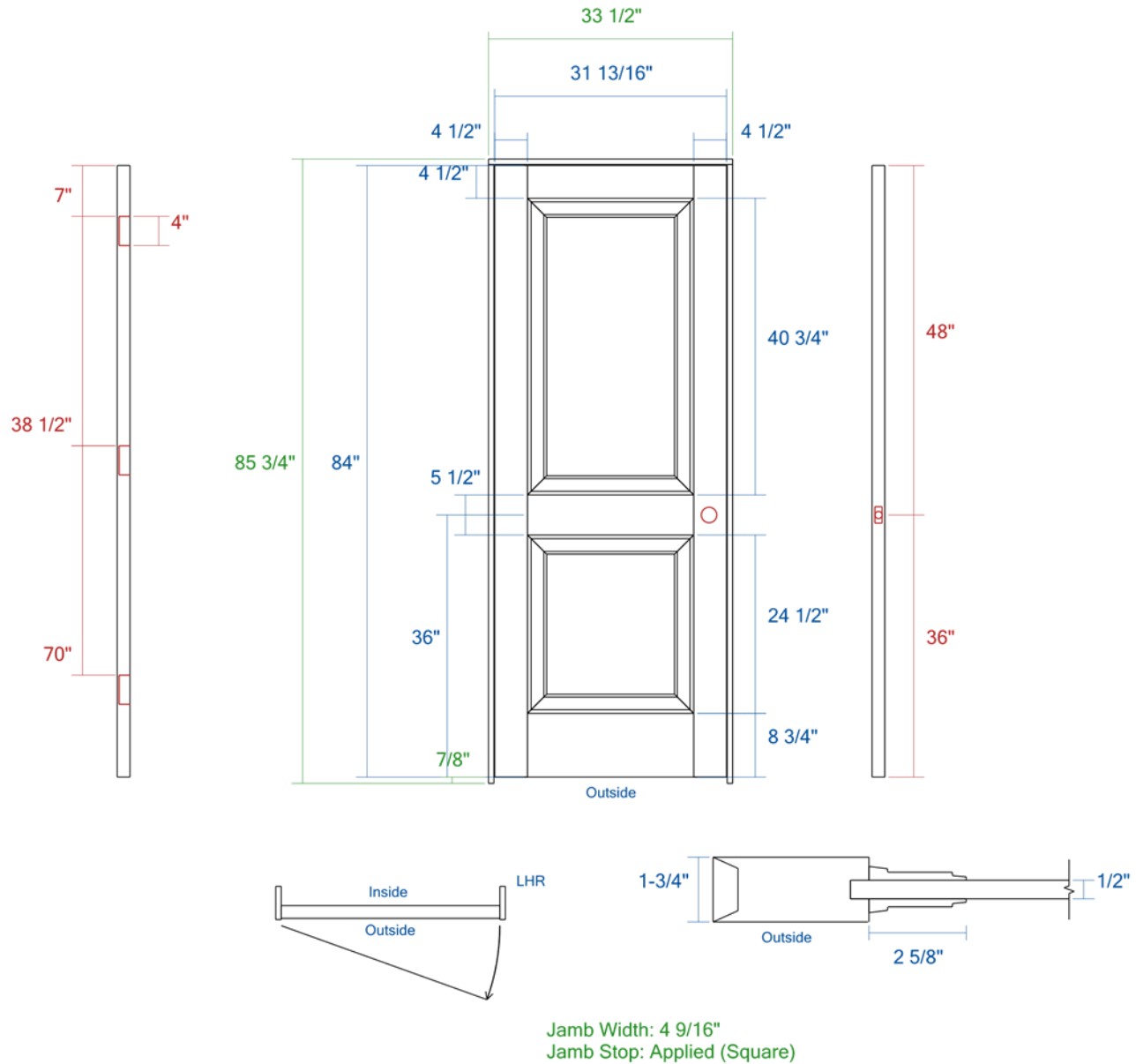


Door Style	Sticking	Panel	Material	Glass	Fire Rating	Grade
TS2020	MR	C	MDF	N/A	Non-Rated	Interior
Quote #: SQDRQ000360-2				Line #: 25 - 213B		
Ervin Architectural Products				Entered By: David Canton		
Approval (sign here):				Created On: 11/09/2021		



Jamb Width: 4 9/16"
Jamb Stop: Applied (Square)

Door Style	Sticking	Panel	Material	Glass	Fire Rating	Grade
TS2020	MR	C	MDF	N/A	Non-Rated	Interior
Quote #: SQDRQ000360-2				Line #: 26 - 214A		
Ervin Architectural Products				Entered By: David Canton		
Approval (sign here):				Created On: 11/09/2021		



Door Style	Sticking	Panel	Material	Glass	Fire Rating	Grade
TS2020	MR	C	MDF	N/A	Non-Rated	Interior
Quote #: SQDRQ000360-2				Line #: 27 - 214B		
Ervin Architectural Products				Entered By: David Canton		
Approval (sign here):				Created On: 11/09/2021		