



ESTIMATE

11/19/2021

Estimate **9863**

Proposal Made To

MICHAEL EVERETT

Ship To

1087 LOWNES NECK DR
SMITHFIELD, VA 23430

EAP Rep

EAP Job #

Project

JB

EVERETT RESIDENCE

| DESCRIPTION | QUANTITY | TOTAL |
|--|----------|------------|
| ***MARVIN DOORS*** | | |
| EXTERIOR DOORS - MARVIN - EBONY EXTERIOR - DESIGNER BLACK PAINTED INTERIOR - MATTE BLACK HARDWARE. SEE QUOTE # 3BZXGUF DATED 11/19/21 FOR ADDITIONAL DETAILS | 1.00 | 93,237.48T |
| INSTALLATION OF MARVIN DOORS | 1.00 | 10,275.00 |

EAP TO PROVIDE:

LABOR

FOAM

FLASHING TAPE

FASTENERS

CUSTOM FABRICATED SILL PANS WITH MARVIN HD ALUMINUM COIL

STOCK WITH AAMA 2605 PAINT FINISH

PLEASE NOTE THAT IF A MAN LIFT SHOULD BE REQUIRED, IT WILL BE
BILLED SEPARATELY OR PROVIDED BY THE GENERAL CONTRACTOR

We look forward to working with you on this and future projects !

Terms 50% DOWN/BALANCE ON DELIVERY

MAKE CHECKS PAYABLE TO: ERVIN ARCHITECTURAL PRODUCTS.

Subtotal \$103,512.48

Sales Tax (6.0%) \$5,594.25

TOTAL \$109,106.73

A 3% CONVENIENCE FEE WILL BE ADDED FOR ALL CREDIT CARD PAYMENTS

A finance charge of 1.5 % per month will be charged on all accounts past due.

Ervin Architectural Products shall be entitled to recovery all costs of collection including reasonable attorney fees. Quote valid for 30 days.

Approved by _____

EVERETT DOORS EBONY ULTIMATE MODERN

Quote #: 3BZXGUF

A Proposal for Window and Door Products prepared for:

Shipping Address:

ERVIN ARCHITECTURAL PRODUCTS
1255 CAROLINA RD
SUFFOLK, VA 23434-8729



ERVIN ARCHITECTURAL PRODUCTS
PO BOX 2715
VIRGINIA BEACH, VA 23450-2715
Phone: (757) 427-2929

This report was generated on 11/19/2021 2:12:36 PM using the Marvin Order Management System, version 0003.11.00 (Current). Price in USD. Unit availability and price are subject to change. Dealer terms and conditions may apply.

Featuring products from:



UNIT SUMMARY

The following is a schedule of the windows and doors for this project. For additional unit details, please see Line Item Quotes.

Additional charges, tax or Terms and Conditions may apply. Detail pricing is per unit.

NUMBER OF LINES: 15

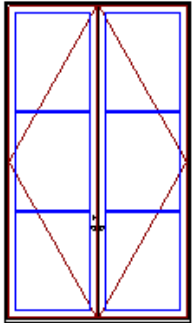
TOTAL UNIT QTY: 21

| LINE | MARK UNIT | PRODUCT LINE | ITEM | QTY |
|------|------------|--------------|---|-----|
| 1 | DR1 | Ultimate | Inswing Door (3" Stiles) RO 73 5/8" X 122 1/2" | 1 |
| 2 | DR1 TSM | Ultimate | Marvin Assembly RO 73 5/8" X 56 1/2" | 1 |
| 3 | DR1 SL | Ultimate | Direct Glaze Rectangle RO 21" X 120 1/2" | 2 |
| 4 | DR1 SL TSM | Ultimate | Direct Glaze Rectangle RO 21" X 56 1/2" | 2 |
| 5 | DR5 | Elevate | Sliding French Door RO 107 1/2" X 96" | 1 |
| 6 | DR5 TSM | Elevate | Elevate Assembly RO 107 1/2" X 19 3/4" | 1 |
| 7 | DR6 | Elevate | Outswing French Door RO 37 5/16" X 96" | 1 |
| 8 | DR7/8 | Ultimate | Marvin Corner Door Assembly LL RO 225 1/64" X 119 7/32" RL RO 107 3/32" X 119 7/32" Total RO: 275 5/8" W | 1 |
| 13 | DR9 | Elevate | Sliding French Door RO 107 1/2" X 96" | 1 |
| 14 | DR9 TSM | Elevate | Elevate Assembly RO 107 1/2" X 19 3/4" | 1 |
| 15 | DR10 | Ultimate | Outswing French Door G2 RO 38 7/16" X 96" | 1 |
| 16 | DR10 TSM | Ultimate | Direct Glaze Rectangle RO 38 7/16" X 19 3/4" | 1 |
| 17 | DR26 | Elevate | Sliding French Door RO 142" X 96" | 1 |
| 18 | DR26 TSM | Elevate | Elevate Assembly RO 71 1/2" X 19 3/4" | 2 |
| 19 | DR27 | Elevate | Sliding French Door RO 72" X 96" | 4 |

LINE ITEM QUOTES

The following is a schedule of the windows and doors for this project. For additional unit details, please see Line Item Quotes. Additional charges, tax or Terms and Conditions may apply. Detail pricing is per unit.

| | | | | |
|---------|----------------|--|--|--|
| Line #1 | Mark Unit: DR1 | | | |
| Qty: 1 | | | | |



As Viewed From The Exterior

FS 72 5/8" X 122"

RO 73 5/8" X 122 1/2"

Egress Information

Width: 65 3/16" Height: 118 11/32"

Net Clear Opening: 53.57 SqFt

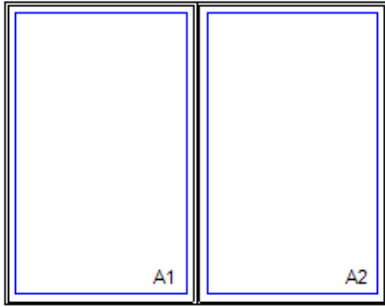
Ebony Clad Exterior
Painted Interior Finish - Designer Black - Pine Interior
Ultimate Inswing Door (3" Stiles) 6 9/16" - XX Left Hand
CN 60100
Rough Opening 73 5/8" X 122 1/2"
Knocked Down
**Operator Panels Ship Separate
Left Panel
Ebony Clad Sash Exterior
Painted Interior Finish - Designer Black - Pine Sash Interior
IG
Tempered Low E2 w/Argon
Black Perimeter and Spacer Bar
Square 7/8" SDL - With Spacer Bar - Black
Rectangular - Special Cut 1W3H
Ebony Clad Ext - Painted Interior Finish - Designer Black - Pine Int
Square Interior Glazing Profile
Right Panel
Ebony Clad Sash Exterior
Painted Interior Finish - Designer Black - Pine Sash Interior
IG
Tempered Low E2 w/Argon
Black Perimeter and Spacer Bar
Square 7/8" SDL - With Spacer Bar - Black
Rectangular - Special Cut 1W3H
Ebony Clad Ext - Painted Interior Finish - Designer Black - Pine Int
Square Interior Glazing Profile
Minimalist Handle Lever(s)
Multi-Point Lock on Active Panel
Matte Black Active Exterior Handle Set on Active Panel Keyed
Matte Black Active Interior Handle Set on Active Panel
Keyed Alike
Keyed Alike Group 1
Multi-Point Lock on Inactive Panel
Matte Black Inactive Exterior Handle Set on Inactive Panel
Matte Black Inactive Interior Handle Set on Inactive Panel
Matte Black Adjustable Hinges 5 Per Panel-
Bronze Ultrex Sill
Black Weather Strip
6 9/16" Jamb
Thru Jamb Installation w/ Nailing Fin
***Note: Unit Availability and Price is Subject to Change

| | | | | |
|---------|--------------------|--|--|--|
| Line #2 | Mark Unit: DR1 TSM | | | |
| Qty: 1 | | | | |



Ebony Clad Exterior
Painted Interior Finish - Designer Black - Pine Interior
2W1H - Rectangle Assembly
Assembly Rough Opening
73 5/8" X 56 1/2"


Unit: A1
Ultimate Direct Glaze Rectangle
Basic Frame 36 5/16" X 56"
Rough Opening 37 5/16" X 56 1/2"
IG - 1 Lite
Low E2 w/Argon
Black Perimeter Bar



FS 72 5/8" X 56"
RO 73 5/8" X 56 1/2"
Egress Information A1, A2
No Egress Information available.

Unit: A2
Ultimate Direct Glaze Rectangle
Basic Frame 36 5/16" X 56"
Rough Opening 37 5/16" X 56 1/2"
IG - 1 Lite
Low E2 w/Argon
Black Perimeter Bar
Standard Mull Charge
6 9/16" Jambs
Nailing Fin
***Note: This configuration meets a minimum structural performance of DP 20 through either physical testing or calculations in accordance with AAMA 450 and building code requirements. Mull certification ratings may vary from individual unit certification ratings. Reference the mulling chapter of the ADM for additional information.
***Note: Unit Availability and Price is Subject to Change

| | | | | |
|---------|-------------------|--|--|--|
| Line #3 | Mark Unit: DR1 SL | | | |
| Qty: 2 | | | | |



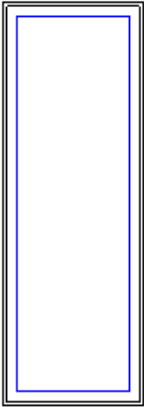
FS 20" X 120"
RO 21" X 120 1/2"
Egress Information
No Egress Information available.

Ebony Clad Exterior
Painted Interior Finish - Designer Black - Pine Interior
Ultimate Direct Glaze Rectangle
Frame Size 20" X 120"
Unit Is Not WDMA Certified
Rough Opening 21" X 120 1/2"
IG - 1 Lite
1/4" Tempered Low E2 w/Argon
Black Perimeter Bar
6 9/16" Jambs
Nailing Fin
***Note: Unit Availability and Price is Subject to Change

| | | | | |
|---------|-----------------------|--|--|--|
| Line #4 | Mark Unit: DR1 SL TSM | | | |
| Qty: 2 | | | | |



Ebony Clad Exterior
Painted Interior Finish - Designer Black - Pine Interior
Ultimate Direct Glaze Rectangle
Frame Size 20" X 56"
Rough Opening 21" X 56 1/2"
IG - 1 Lite
Low E2 w/Argon
Black Perimeter Bar
6 9/16" Jambs
Nailing Fin
***Note: Unit Availability and Price is Subject to Change



As Viewed From The Exterior

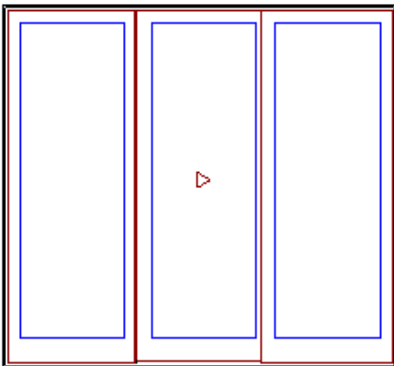
FS 20" X 56"

RO 21" X 56 1/2"

Egress Information

No Egress Information available.

| | | | | |
|---------|----------------|--|--|--|
| Line #5 | Mark Unit: DR5 | | | |
| Qty: 1 | | | | |



As Viewed From The Exterior

FS 106 1/2" X 95 1/2"

RO 107 1/2" X 96"


Egress Information

Width: 29 31/64" Height: 90 47/64"

Net Clear Opening: 18.58 SqFt

Ebony Exterior
Painted Interior Finish - Designer Black Pine Interior
Elevate Sliding French Door OXO Right Hand
CN 9080
Rough Opening 107 1/2" X 96"
Left Panel
Ebony Exterior
Painted Interior Finish - Designer Black Pine Interior
IG - 1 Lite
Tempered Low E2 w/Argon
Black Perimeter Bar
Center Panel
Ebony Exterior
Painted Interior Finish - Designer Black Pine Interior
IG - 1 Lite
Tempered Low E2 w/Argon
Black Perimeter Bar
Right Panel
Ebony Exterior
Painted Interior Finish - Designer Black Pine Interior
IG - 1 Lite
Tempered Low E2 w/Argon
Black Perimeter Bar
Black Interior Weather Strip Package
Multi-Point Lock
Northfield Handle Matte Black Keyed Exterior Primary Handle Set
Northfield Handle Matte Black Interior Primary Handle Set
Keyed Alike
Keyed Alike Group 1
Coastal Lock Mech & Rollers
Exterior Sliding Screen
Ebony Surround
Bright View Mesh
***Screen/Combo Ship Loose
Bronze Ultrex Sill / Black Weather Strip
4 9/16" Jambs
Nailing Fin
***Note: Unit Availability and Price is Subject to Change

| | | | | |
|---------|--------------------|--|--|--|
| Line #6 | Mark Unit: DR5 TSM | | | |
| Qty: 1 | | | | |



As Viewed From The Exterior

FS 106 1/2" X 19 1/4"

RO 107 1/2" X 19 3/4"

Egress Information A1, A2, A3

No Egress Information available.

Ebony Exterior
Painted Interior Finish - Designer Black Pine Interior
3W1H - Rectangle Assembly
Assembly Rough Opening
107 1/2" X 19 3/4"

Unit: A1

Elevate Direct Glaze Rectangle
Basic Frame 35 1/2" X 19 1/4"
Rough Opening 36 1/2" X 19 3/4"
IG - 1 Lite
Low E2 w/Argon
Black Perimeter Bar

Unit: A2

Elevate Direct Glaze Rectangle
Basic Frame 35 1/2" X 19 1/4"
Rough Opening 36 1/2" X 19 3/4"
IG - 1 Lite
Low E2 w/Argon
Black Perimeter Bar

Unit: A3

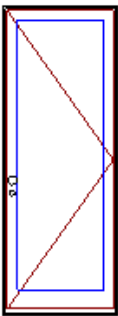
Elevate Direct Glaze Rectangle
Basic Frame 35 1/2" X 19 1/4"
Rough Opening 36 1/2" X 19 3/4"
IG - 1 Lite
Low E2 w/Argon
Black Perimeter Bar

4 9/16" Jambs

Nailing Fin DH/GL/DR Frame

***Note: Unit Availability and Price is Subject to Change

| | | | | |
|---------|----------------|--|--|--|
| Line #7 | Mark Unit: DR6 | | | |
| Qty: 1 | | | | |



Active

As Viewed From The Exterior

FS 36 5/16" X 95 1/2"

RO 37 5/16" X 96"

Egress Information

Width: 31 37/64" Height: 92 35/64"

Net Clear Opening: 20.30 SqFt

Ebony Exterior
Painted Interior Finish - Designer Black Pine Interior
Elevate Outswing French Door X Left Hand
CN 3080
Rough Opening 37 5/16" X 96"
Ebony Exterior
Painted Interior Finish - Designer Black Pine Interior
IG - 1 Lite
Tempered Low E2 w/Argon
Black Perimeter Bar
Multi-Point Lock
Northfield Handle Matte Black Keyed Exterior Primary Handle Set
Northfield Handle Matte Black Interior Primary Handle Set
Keyed Alike
Keyed Alike Group 1
Ebony Adjustable Hinges
Bronze Ultrex Sill / Black Weather Strip
4 9/16" Jambs

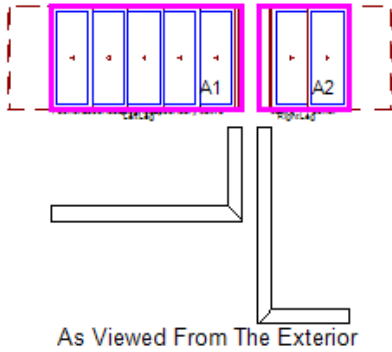
Nailing Fin

***Note: Unit Availability and Price is Subject to Change

| | | | | |
|---------|------------------|--|--|--|
| Line #8 | Mark Unit: DR7/8 | | | |
| Qty: 1 | | | | |



Ebony Clad Exterior
Painted Interior Finish - Designer Black - Pine Interior
Ultimate Multi-Slide Corner Door - PXXXXX -C- XXP - Left Hand



LL FS 224 33/64" X 118 23/32"
RL FS 106 19/32" X 118 23/32"
LL RO 225 1/64" X 119 7/32"
RL RO 107 3/32" X 119 7/32"
Egress Information A1
Width: 220 15/64" Height: 116"
Net Clear Opening: 177.41 SqFt
Egress Information A2
Width: 102 19/64" Height: 116"
Net Clear Opening: 82.41 SqFt

2W1H - Rectangle Corner Door
Assembly Left Leg Rough Opening
225 1/64" X 119 7/32"
Assembly Right Leg Rough Opening
107 3/32" X 119 7/32"

An approved Ultimate Multi-Slide Verification Letter with sign-offs and field calculations must accompany Ultimate Multi-Slide door orders.

Multi Slide Corner Assembly Charge

Unit: A1

Ultimate Multi-Slide Door Pocket Corner - PXXXXX

CN 200100

Rough Opening 225 1/64" X 119 7/32"

Total Rough Opening Width 275 5/8"

Knocked Down

**Panels Ship Separate

Panel 1

Ebony Clad Exterior

Painted Interior Finish - Designer Black - Pine Sash Interior

IG - 1 Lite

Tempered Low E2 w/Argon

Black Perimeter Bar

Square Interior Glazing Profile

Panel 2

Ebony Clad Exterior

Painted Interior Finish - Designer Black - Pine Sash Interior

IG - 1 Lite

Tempered Low E2 w/Argon

Black Perimeter Bar

Square Interior Glazing Profile

Panel 3

Ebony Clad Exterior

Painted Interior Finish - Designer Black - Pine Sash Interior

IG - 1 Lite

Tempered Low E2 w/Argon

Black Perimeter Bar

Square Interior Glazing Profile

Panel 4

Ebony Clad Exterior

Painted Interior Finish - Designer Black - Pine Sash Interior

IG - 1 Lite

Tempered Low E2 w/Argon

Black Perimeter Bar

Square Interior Glazing Profile

Panel 5

Ebony Clad Exterior

Painted Interior Finish - Designer Black - Pine Sash Interior

IG - 1 Lite

Tempered Low E2 w/Argon

Black Perimeter Bar

Square Interior Glazing Profile

Matte Black Exterior Flush Handle on Primary Panel

Matte Black Interior Flush Handle with Latch on Primary Panel

Bronze Flush Sill

Black Weather Strip

Unit: A2

Ultimate Multi-Slide Door Pocket Corner - XXP

CN 80100

Rough Opening 107 3/32" X 119 7/32"

Total Rough Opening Width 157 45/64"

Knocked Down

**Panels Ship Separate

Panel 1

Ebony Clad Exterior

Painted Interior Finish - Designer Black - Pine Sash Interior

IG - 1 Lite

Tempered Low E2 w/Argon

Black Perimeter Bar

Square Interior Glazing Profile

Panel 2

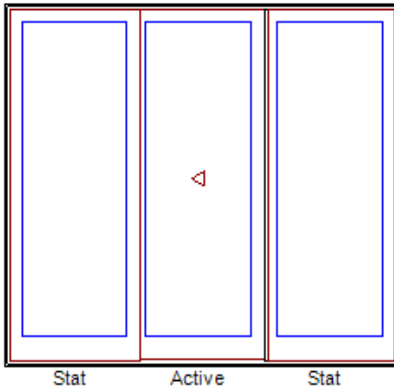
Ebony Clad Exterior

Painted Interior Finish - Designer Black - Pine Sash Interior

IG - 1 Lite
Tempered Low E2 w/Argon
Black Perimeter Bar
Square Interior Glazing Profile
Matte Black Exterior Flush Handle on Primary Panel
Matte Black Interior Flush Handle with Latch on Primary Panel
Bronze Flush Sill
Black Weather Strip
16 15/16" Left Jambs
7 7/8" Right Jambs
***Note: Ultimate Multi-Slide Doors are shipped Knocked Down (KD).
***Note: Panels packaged and shipped on returnable rack requiring 8,000 lb capable forklift at jobsite.
***Note: Please reference the Ultimate Multi-Slide Door Site Prep Handbook for construction guidelines.
***Note: The selected Door Sill is not WDMA certified and is designed for minimal protection against water infiltration.
***Note: Non-Performance Rated / Non-Certified WDMA Product.
***Note: Unit Availability and Price is Subject to Change

| | | | | |
|----------|----------------|--|--|--|
| Line #13 | Mark Unit: DR9 | | | |
| Qty: 1 | | | | |

MARVIN 



As Viewed From The Exterior

FS 106 1/2" X 95 1/2"

RO 107 1/2" X 96"

Egress Information

Width: 29 31/64" Height: 90 47/64"


Net Clear Opening: 18.58 SqFt

Ebony Exterior
Painted Interior Finish - Designer Black Pine Interior
Elevate Sliding French Door OXO Left Hand
CN 9080
Rough Opening 107 1/2" X 96"
Left Panel
Ebony Exterior
Painted Interior Finish - Designer Black Pine Interior
IG - 1 Lite
Tempered Low E2 w/Argon
Black Perimeter Bar
Center Panel
Ebony Exterior
Painted Interior Finish - Designer Black Pine Interior
IG - 1 Lite
Tempered Low E2 w/Argon
Black Perimeter Bar
Right Panel
Ebony Exterior
Painted Interior Finish - Designer Black Pine Interior
IG - 1 Lite
Tempered Low E2 w/Argon
Black Perimeter Bar
Black Interior Weather Strip Package
Multi-Point Lock
Northfield Handle Matte Black Keyed Exterior Primary Handle Set
Northfield Handle Matte Black Interior Primary Handle Set
Keyed Alike
Keyed Alike Group 1
Coastal Lock Mech & Rollers
Exterior Sliding Screen
Ebony Surround
Bright View Mesh
***Screen/Combo Ship Loose
Bronze Ultrex Sill / Black Weather Strip
4 9/16" Jambs
Nailing Fin
***Note: Unit Availability and Price is Subject to Change

| | | | | |
|----------|--------------------|--|--|--|
| Line #14 | Mark Unit: DR9 TSM | | | |
| Qty: 1 | | | | |

MARVIN 

Ebony Exterior
Painted Interior Finish - Designer Black Pine Interior
3W1H - Rectangle Assembly



As Viewed From The Exterior

FS 106 1/2" X 19 1/4"

RO 107 1/2" X 19 3/4"

Egress Information A1, A2, A3

No Egress Information available.

Assembly Rough Opening
107 1/2" X 19 3/4"

Unit: A1

Elevate Direct Glaze Rectangle
Basic Frame 35 1/2" X 19 1/4"
Rough Opening 36 1/2" X 19 3/4"
IG - 1 Lite
Low E2 w/Argon
Black Perimeter Bar

Unit: A2

Elevate Direct Glaze Rectangle
Basic Frame 35 1/2" X 19 1/4"
Rough Opening 36 1/2" X 19 3/4"
IG - 1 Lite
Low E2 w/Argon
Black Perimeter Bar

Unit: A3

Elevate Direct Glaze Rectangle
Basic Frame 35 1/2" X 19 1/4"
Rough Opening 36 1/2" X 19 3/4"
IG - 1 Lite
Low E2 w/Argon
Black Perimeter Bar

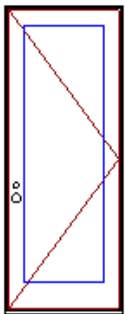
4 9/16" Jamb

Nailing Fin DH/GL/DR Frame

***Note: Unit Availability and Price is Subject to Change

| | | | | |
|----------|-----------------|--|--|--|
| Line #15 | Mark Unit: DR10 | | | |
| Qty: 1 | | | | |

MARVIN 



Active

As Viewed From The Exterior

FS 37 7/16" X 95 1/2"

RO 38 7/16" X 96"

Egress Information

Width: 32 1/64" Height: 91 3/4"

Net Clear Opening: 20.40 SqFt

Ebony Clad Exterior
Painted Interior Finish - Designer Black - Pine Interior
Ultimate Outswing French Door G2 4 9/16" - X Left Hand
CN 30 X Rough Opening 96"
Rough Opening 38 7/16" X 96"
Glass Add For All Sash/Panels
Ebony Clad Sash Exterior
Painted Interior Finish - Designer Black - Pine Sash Interior
IG - 1 Lite
Tempered Obscure
Black Perimeter Bar
Ogee Interior Glazing Profile
Contemporary Lever(s)
Multi-Point Lock on Active Panel
Matte Black Active Exterior Handle Set on Active Panel Keyed
Matte Black Active Interior Handle Set on Active Panel
Keyed Alike
Keyed Alike Group 1
Matte Black Adjustable Hinges 3 Per Panel-
Bronze Ultrex Sill
Black Weather Strip

4 9/16" Jamb

Thru Jamb Installation w/ Nailing Fin

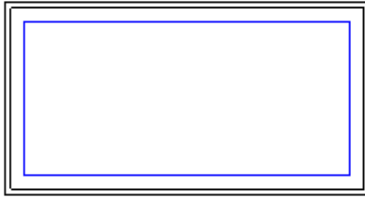
Skid Plate Applied

***Note: Unit Availability and Price is Subject to Change

| | | | | |
|----------|---------------------|--|--|--|
| Line #16 | Mark Unit: DR10 TSM | | | |
| Qty: 1 | | | | |

MARVIN 

Ebony Clad Exterior
Painted Interior Finish - Designer Black - Pine Interior
Ultimate Direct Glaze Rectangle
Rough Opening 38 7/16" X 19 3/4"
IG - 1 Lite
Low E2 w/Argon



As Viewed From The Exterior

FS 37 7/16" X 19 1/4"

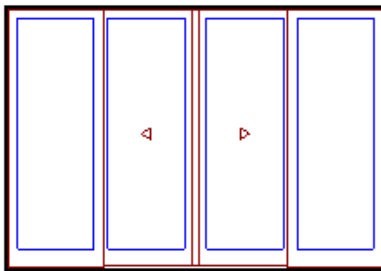
RO 38 7/16" X 19 3/4"

Egress Information

No Egress Information available.

Black Perimeter Bar
4 9/16" Jamb
Nailing Fin
***Note: Unit Availability and Price is Subject to Change

| | | | | |
|----------|-----------------|--|--|--|
| Line #17 | Mark Unit: DR26 | | | |
| Qty: 1 | | | | |



As Viewed From The Exterior

FS 141" X 95 1/2"

RO 142" X 96"


Egress Information

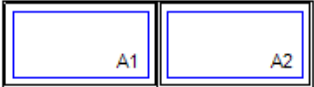
Width: 59 3/64" Height: 90 47/64"

Net Clear Opening: 37.21 SqFt

Ebony Exterior
Painted Interior Finish - Designer Black Pine Interior
Elevate Sliding French Door OXXO Left Hand
CN 12080
Rough Opening 142" X 96"
**Operator Panels Ship Separate
Left Panel
Ebony Exterior
Painted Interior Finish - Designer Black Pine Interior
IG - 1 Lite
Tempered Low E2 w/Argon
Black Perimeter Bar
Left Center Panel
Ebony Exterior
Painted Interior Finish - Designer Black Pine Interior
IG - 1 Lite
Tempered Low E2 w/Argon
Black Perimeter Bar
Right Center Panel
Ebony Exterior
Painted Interior Finish - Designer Black Pine Interior
IG - 1 Lite
Tempered Low E2 w/Argon
Black Perimeter Bar
Right Panel
Ebony Exterior
Painted Interior Finish - Designer Black Pine Interior
IG - 1 Lite
Tempered Low E2 w/Argon
Black Perimeter Bar
Black Interior Weather Strip Package
Multi-Point Lock
Northfield Handle Matte Black Keyed Exterior Primary Handle Set
Northfield Handle Matte Black Interior Primary Handle Set
Northfield Handle Matte Black Exterior Secondary Handle Set
Northfield Handle Matte Black Interior Secondary Handle Set
Keyed Alike
Keyed Alike Group 1
Coastal Lock Mech & Rollers
Exterior Sliding Screen
Ebony Surround
Bright View Mesh
***Screen/Combo Ship Loose
Bronze Ultrex Sill / Black Weather Strip
4 9/16" Jamb
Nailing Fin
***Note: Unit Availability and Price is Subject to Change

| | | | | |
|----------|---------------------|--|--|--|
| Line #18 | Mark Unit: DR26 TSM | | | |
| Qty: 2 | | | | |

MARVIN



As Viewed From The Exterior

FS 70 1/2" X 19 1/4"

RO 71 1/2" X 19 3/4"

Egress Information A1, A2

No Egress Information available.

Ebony Exterior
Painted Interior Finish - Designer Black Pine Interior
2W1H - Rectangle Assembly
Assembly Rough Opening
71 1/2" X 19 3/4"


Unit: A1

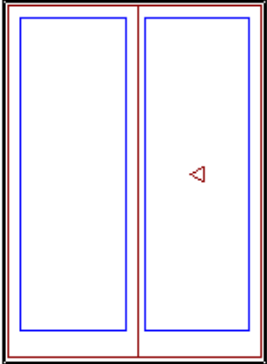
Elevate Direct Glaze Rectangle
Basic Frame 35 1/4" X 19 1/4"
Rough Opening 36 1/4" X 19 3/4"
IG - 1 Lite
Low E2 w/Argon
Black Perimeter Bar

Unit: A2

Elevate Direct Glaze Rectangle
Basic Frame 35 1/4" X 19 1/4"
Rough Opening 36 1/4" X 19 3/4"
IG - 1 Lite
Low E2 w/Argon
Black Perimeter Bar
4 9/16" Jambs
Nailing Fin DH/GL/DR Frame
***Note: Unit Availability and Price is Subject to Change

| | | | | |
|----------|-----------------|--|--|--|
| Line #19 | Mark Unit: DR27 | | | |
| Qty: 4 | | | | |

MARVIN



As Viewed From The Exterior

FS 71" X 95 1/2"

RO 72" X 96"

Egress Information


Width: 29 17/64" Height: 90 5/64"

Net Clear Opening: 18.31 SqFt

Ebony Exterior
Painted Interior Finish - Designer Black Pine Interior
Elevate Sliding French Door OX
CN 6080
Rough Opening 72" X 96"
Left Panel
Ebony Exterior
Painted Interior Finish - Designer Black Pine Interior
IG - 1 Lite
Tempered Low E2 w/Argon
Black Perimeter Bar
Right Panel
Ebony Exterior
Painted Interior Finish - Designer Black Pine Interior
IG - 1 Lite
Tempered Low E2 w/Argon
Black Perimeter Bar
Black Interior Weather Strip Package
Multi-Point Lock
Cambridge Handle Matte Black Keyed Exterior Primary Handle Set
Cambridge Handle Matte Black Interior Primary Handle Set
Keyed Alike
Keyed Alike Group 1
Coastal Lock Mech & Rollers
Exterior Sliding Screen
Ebony Surround
Bright View Mesh
PG Upgrade
***Screen/Combo Ship Loose
Bronze Ultrex Sill / Black Weather Strip
4 9/16" Jambs
Nailing Fin
***Note: Unit Availability and Price is Subject to Change

Door Sill Limitations

Flush Sill -



The selected non-certified door sill is designed to manage limited water infiltration. Determining the suitability of these products for use in connection with any building design or design elements (such as appropriate overhangs) and site -specific environmental conditions is the responsibility of the architect, designer, or other building professional. Water infiltration experienced with these products is not a defect and is not covered under the Limited Warranty.
