



ESTIMATE

11/19/2021

Estimate **9864**

Proposal Made To

MICHAEL EVERETT

Ship To

1087 LOWNES NECK DR
SMITHFIELD, VA 23430

EAP Rep

JB

EAP Job

Project

EVERETT RESIDENCE

| DESCRIPTION | QUANTITY | TOTAL |
|--|----------|------------|
| ***MARVIN WINDOWS*** | | |
| MARVIN ELEVATE - EBONY EXTERIOR - DESIGNER BLACK PAINTED INTERIOR - MATTE BLACK HARDWARE - SEE QUOTE :# TRR36L1 DATED 11/19/21 FOR DETAILS 23 WINDOWS | 1.00 | 20,607.74T |
| WINDOWS - PROFESSIONAL INSTALLATION PER AMERICAN ARCHITECTURAL MANUFACTURERS ASSOCIATION (AAMA) | 1.00 | 3,750.00 |

EAP TO PROVIDE:

LABOR

FOAM

FLASHING TAPE

FASTENERS

PLEASE NOTE THAT IF A MAN LIFT SHOULD BE REQUIRED, IT WILL BE
BILLED SEPARATELY OR PROVIDED BY THE GENERAL CONTRACTOR

We appreciate your business !

Terms 50% DOWN/BALANCE ON DELIVERY

MAKE CHECKS PAYABLE TO: ERVIN ARCHITECTURAL PRODUCTS.

A 3% CONVENIENCE FEE WILL BE ADDED FOR ALL CREDIT CARD PAYMENTS

A finance charge of 1.5 % per month will be charged on all accounts past due.
Ervin Architectural Products shall be entitled to recovery all costs of collection including reasonable
attorney fees. Quote valid for 30 days.

Subtotal \$24,357.74
Sales Tax (6.0%) \$1,236.46

TOTAL \$25,594.20

Approved by _____

EVERETT WINDOWS EBONY ELEVATE

Quote #: TRR36L1

A Proposal for Window and Door Products prepared for:

Shipping Address:

ERVIN ARCHITECTURAL PRODUCTS
1255 CAROLINA RD
SUFFOLK, VA 23434-8729



ERVIN ARCHITECTURAL PRODUCTS
PO BOX 2715
VIRGINIA BEACH, VA 23450-2715
Phone: (757) 427-2929

This report was generated on 11/19/2021 2:41:25 PM using the Marvin Order Management System, version 0003.11.00 (Current). Price in USD. Unit availability and price are subject to change. Dealer terms and conditions may apply.

Featuring products from:



UNIT SUMMARY

The following is a schedule of the windows and doors for this project. For additional unit details, please see Line Item Quotes.

Additional charges, tax or Terms and Conditions may apply. Detail pricing is per unit.

NUMBER OF LINES: 12


TOTAL UNIT QTY: 23

| LINE | MARK UNIT | PRODUCT LINE | ITEM | QTY |
|------|-----------|--------------|--|-----|
| 1 | A1 | Elevate | Elevate Assembly RO 57" X 43 3/4" | 3 |
| 2 | A2 | Elevate | Elevate Assembly RO 57" X 71 5/8" | 3 |
| 3 | C | Elevate | Direct Glaze Rectangle RO 73" X 84 1/2" | 2 |
| 5 | D | Elevate | Elevate Assembly RO 49" X 47 5/8" | 1 |
| 6 | E | Elevate | Elevate Assembly RO 57" X 63 5/8" | 1 |
| 7 | F | Elevate | Casement RO 25" X 43 3/4" | 1 |
| 8 | F-T | Elevate | Casement RO 25" X 43 3/4" | 4 |
| 9 | G | Elevate | Casement RO 33" X 63 5/8" | 2 |
| 10 | I | Elevate | Awning RO 25" X 27 5/8" | 3 |
| 11 | J-B1 | Elevate | Casement RO 25" X 71 5/8" | 1 |
| 12 | J-A1 | Elevate | Casement RO 25" X 35 5/8" | 1 |
| 13 | K | Elevate | Direct Glaze Rectangle RO 73" X 16 1/2" | 1 |

IG - 1 Lite
Tempered Low E2 w/Argon
Black Perimeter Bar
Matte Black Folding Handle with Coastal Hardware
Interior Aluminum Screen
Bright View Mesh
Ebony Surround
***Screen/Combo Ship Loose
4 9/16" Jamb
Nailing Fin
***Note: Unit Availability and Price is Subject to Change

| | | | | |
|---------|--------------|--|--|--|
| Line #3 | Mark Unit: C | | | |
| Qty: 2 | | | | |

MARVIN 



As Viewed From The Exterior

FS 72" X 84"

RO 73" X 84 1/2"

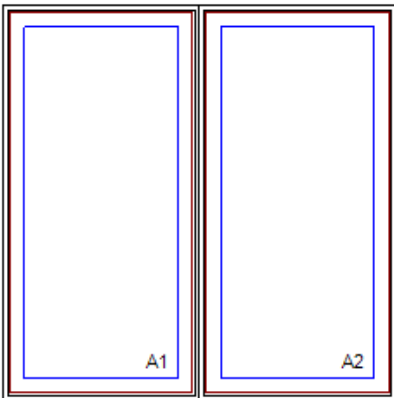
Egress Information

No Egress Information available.

Ebony Exterior
Painted Interior Finish - Designer Black Pine Interior
Elevate Direct Glaze Rectangle
Frame Size 72" X 84"
Rough Opening 73" X 84 1/2"
IG - 1 Lite
Tempered Low E2 w/Argon
Black Perimeter Bar
Additional Mull Info: Stand Alone
4 9/16" Jamb
Nailing Fin CA/AWN Frame
***Note: Unit Availability and Price is Subject to Change

| | | | | |
|---------|--------------|--|--|--|
| Line #5 | Mark Unit: D | | | |
| Qty: 1 | | | | |

MARVIN 



As Viewed From The Exterior

FS 48" X 47 1/8"

RO 49" X 47 5/8"

Egress Information A1, A2

No Egress Information available.

Ebony Exterior
Painted Interior Finish - Designer Black Pine Interior
2W1H - Rectangle Assembly
Assembly Rough Opening
49" X 47 5/8"

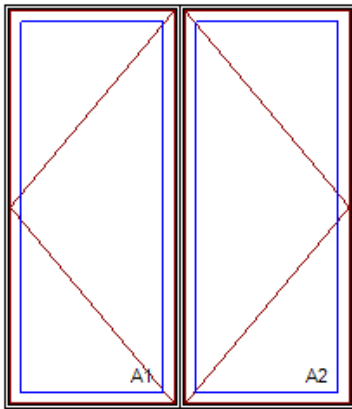
Unit: A1
Elevate Casement - Stationary
CN 2547
Rough Opening 25" X 47 5/8"
Ebony Exterior
Painted Interior Finish - Designer Black Pine Interior
IG - 1 Lite
Low E2 w/Argon
Black Perimeter Bar

Unit: A2
Elevate Casement - Stationary
CN 2547
Rough Opening 25" X 47 5/8"
Ebony Exterior
Painted Interior Finish - Designer Black Pine Interior
IG - 1 Lite
Low E2 w/Argon
Black Perimeter Bar

4 9/16" Jambs
Nailing Fin
***Note: Unit Availability and Price is Subject to Change

| | | | | |
|-------------------|--------------|--|--|--|
| Line #6 Qty: 1 | Mark Unit: E | | | |
|-------------------|--------------|--|--|--|

MARVIN 



As Viewed From The Exterior

FS 56" X 63 1/8"
RO 57" X 63 5/8"
Egress Information A1, A2
Width: 21 7/8" Height: 58 23/32"
Net Clear Opening: 8.92 SqFt

Ebony Exterior
Painted Interior Finish - Designer Black Pine Interior
2W1H - Rectangle Assembly
Assembly Rough Opening
57" X 63 5/8"

Unit: A1
Elevate Casement - Left Hand
CN 2963
Rough Opening 29" X 63 5/8"
Ebony Exterior
Painted Interior Finish - Designer Black Pine Interior
IG - 1 Lite
Low E2 w/Argon
Black Perimeter Bar
Matte Black Folding Handle with Coastal Hardware
Interior Aluminum Screen
Bright View Mesh
Ebony Surround
***Screen/Combo Ship Loose

Unit: A2
Elevate Casement - Right Hand
CN 2963
Rough Opening 29" X 63 5/8"
Ebony Exterior
Painted Interior Finish - Designer Black Pine Interior
IG - 1 Lite
Low E2 w/Argon
Black Perimeter Bar
Matte Black Folding Handle with Coastal Hardware
Interior Aluminum Screen
Bright View Mesh
Ebony Surround
***Screen/Combo Ship Loose


4 9/16" Jambs
Nailing Fin
***Note: Unit Availability and Price is Subject to Change

| | | | | |
|-------------------|--------------|--|--|--|
| Line #7 Qty: 1 | Mark Unit: F | | | |
|-------------------|--------------|--|--|--|

MARVIN 

Ebony Exterior
Painted Interior Finish - Designer Black Pine Interior
Elevate Casement - Stationary
CN 2543
Rough Opening 25" X 43 3/4"
Ebony Exterior
Painted Interior Finish - Designer Black Pine Interior
IG - 1 Lite
Low E2 w/Argon
Black Perimeter Bar

4 9/16" Jambs
Nailing Fin
***Note: Unit Availability and Price is Subject to Change



As Viewed From The Exterior


FS 24" X 43 1/4"

RO 25" X 43 3/4"

Egress Information

No Egress Information available.

| | | | | |
|---------|----------------|--|--|--|
| Line #8 | Mark Unit: F-T | | | |
| Qty: 4 | | | | |



As Viewed From The Exterior

FS 24" X 43 1/4"

RO 25" X 43 3/4"

Egress Information

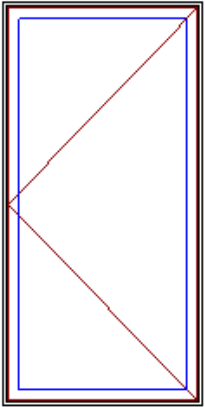
No Egress Information available.

Ebony Exterior
Painted Interior Finish - Designer Black Pine Interior
Elevate Casement - Stationary
CN 2543
Rough Opening 25" X 43 3/4"
Ebony Exterior
Painted Interior Finish - Designer Black Pine Interior
IG - 1 Lite
Tempered Low E2 w/Argon
Black Perimeter Bar
4 9/16" Jambs
Nailing Fin
***Note: Unit Availability and Price is Subject to Change

| | | | | |
|---------|--------------|--|--|--|
| Line #9 | Mark Unit: G | | | |
| Qty: 2 | | | | |



Ebony Exterior
Painted Interior Finish - Designer Black Pine Interior
Elevate Casement - Left Hand
CN 3363
Rough Opening 33" X 63 5/8"
Ebony Exterior
Painted Interior Finish - Designer Black Pine Interior
IG - 1 Lite
Low E2 w/Argon
Black Perimeter Bar
Matte Black Folding Handle with Coastal Hardware
Interior Aluminum Screen
Bright View Mesh
Ebony Surround



As Viewed From The Exterior

FS 32" X 63 1/8"

RO 33" X 63 5/8"


Egress Information

Width: 23 15/64" Height: 58 23/32"

Net Clear Opening: 9.48 SqFt

***Screen/Combo Ship Loose
4 9/16" Jambs
Nailing Fin
***Note: Unit Availability and Price is Subject to Change

| | | | | |
|----------|--------------|--|--|--|
| Line #10 | Mark Unit: I | | | |
| Qty: 3 | | | | |



As Viewed From The Exterior

FS 24" X 27 1/8"

RO 25" X 27 5/8"

Egress Information


No Egress Information available.

Ebony Exterior
Painted Interior Finish - Designer Black Pine Interior
Elevate Awning - Stationary
CN 2527
Rough Opening 25" X 27 5/8"
Ebony Exterior
Painted Interior Finish - Designer Black Pine Interior
IG - 1 Lite
Low E2 w/Argon
Black Perimeter Bar
4 9/16" Jambs
Nailing Fin
***Note: Unit Availability and Price is Subject to Change

| | | | | |
|----------|-----------------|--|--|--|
| Line #11 | Mark Unit: J-B1 | | | |
| Qty: 1 | | | | |



Ebony Exterior
Painted Interior Finish - Designer Black Pine Interior
Elevate Casement - Stationary
CN 2571
Rough Opening 25" X 71 5/8"
Ebony Exterior
Painted Interior Finish - Designer Black Pine Interior
IG - 1 Lite
Tempered Low E2 w/Argon
Black Perimeter Bar
4 9/16" Jambs
Nailing Fin
***Note: Unit Availability and Price is Subject to Change



As Viewed From The Exterior


FS 24" X 71 1/8"

RO 25" X 71 5/8"

Egress Information

No Egress Information available.

| | | | | |
|----------|-----------------|--|--|--|
| Line #12 | Mark Unit: J-A1 | | | |
| Qty: 1 | | | | |



As Viewed From The Exterior

FS 24" X 35 1/8"


RO 25" X 35 5/8"

Egress Information

No Egress Information available.

Ebony Exterior
Painted Interior Finish - Designer Black Pine Interior
Elevate Casement - Stationary
CN 2535
Rough Opening 25" X 35 5/8"
Ebony Exterior
Painted Interior Finish - Designer Black Pine Interior
IG - 1 Lite
Low E2 w/Argon
Black Perimeter Bar
4 9/16" Jambs
Nailing Fin
***Note: Unit Availability and Price is Subject to Change

| | | | | |
|----------|--------------|--|--|--|
| Line #13 | Mark Unit: K | | | |
| Qty: 1 | | | | |



As Viewed From The Exterior

FS 72" X 16"

RO 73" X 16 1/2"

Egress Information

No Egress Information available.

Ebony Exterior
Painted Interior Finish - Designer Black Pine Interior
Elevate Direct Glaze Rectangle
Frame Size 72" X 16"
Rough Opening 73" X 16 1/2"
IG - 1 Lite
Low E2 w/Argon
Black Perimeter Bar
Additional Mull Info: Stand Alone
4 9/16" Jambs
Nailing Fin CA/AWN Frame
***Note: Unit Availability and Price is Subject to Change

