

# PEAK-BOHANNON ELEVATE

Quote #: 3428GF2

A Proposal for Window and Door Products prepared for:

**Shipping Address:**

ERVIN ARCHITECTURAL PRODUCTS  
1255 CAROLINA RD  
SUFFOLK, VA 23434-8729



ERVIN ARCHITECTURAL PRODUCTS  
PO BOX 2715  
VIRGINIA BEACH, VA 23450-2715  
Phone: (757) 427-2929

This report was generated on 11/30/2021 1:33:15 PM using the Marvin Order Management System, version 0003.11.00 (Current). Price in USD. Unit availability and price are subject to change. Dealer terms and conditions may apply.

**Project Description:**

*SECTION E-E SHOWS 3 TRANSOMS-MBR SUITE SW ELEV SHOWS ONLY TWO TRANSOMS. PLEASE ADVISE.  
SIZES PROVIDED FOR 4 SIDED POLYGONS DO NOT MATCH THE GIVEN ROOF PITCH.*

**Featuring products from:**



## UNIT SUMMARY

The following is a schedule of the windows and doors for this project. For additional unit details, please see Line Item Quotes.

Additional charges, tax or Terms and Conditions may apply. Detail pricing is per unit.

NUMBER OF LINES: 25	TOTAL UNIT QTY: 27	EXT NET PRICE: USD	26,103.70
---------------------	--------------------	--------------------	-----------

LINE	MARK UNIT	PRODUCT LINE	ITEM	NET PRICE	QTY
1	A	Elevate	Direct Glaze Polygon P4 RO 49" X 36 25/32"	830.57	1
2	B	Elevate	Direct Glaze Polygon P4 RO 49" X 36 25/32"	830.57	1
3	C-T	Elevate	Casement Picture CN 5771 RO 57" X 71 5/8"	859.53	1
4	D	Elevate	Casement Transom CN 3316 RO 33" X 16 1/4"	326.13	2
5	E	Elevate	Casement Transom CN 3716 RO 37" X 16 1/4"	326.89	1
6	DR2	Elevate	Inswing French Door CN 2870 RO 33 5/16" X 86 1/2"	2,265.43	1
7	F-T	Elevate	Elevate Assembly RO 73" X 71 5/8"	1,555.24	2
8	G-T	Elevate	Casement CN 3371 RO 33" X 71 5/8"	803.15	1
9	H	Elevate	Direct Glaze Polygon P4 RO 73" X 56 49/64"	1,239.77	1
10	J	Elevate	Direct Glaze Polygon P4 RO 73" X 56 49/64"	1,239.77	1
11	K-T	Elevate	Elevate Assembly RO 73" X 71 5/8"	1,555.24	1
12	L	Elevate	Direct Glaze Polygon P4 RO 37" X 56 49/64"	887.73	1
13	M	Elevate	Direct Glaze Polygon P4 RO 37" X 56 49/64"	887.73	1
14	N-T	Elevate	Casement CN 3771 RO 37" X 71 5/8"	860.30	1
15	P-T	Elevate	Casement CN 3771 RO 37" X 71 5/8"	860.30	1
16	Q1	Elevate	Direct Glaze Polygon P4 RO 49" X 39 27/64"	852.68	1
17	Q2	Elevate	Direct Glaze Polygon P4 RO 31" X 54 13/16"	816.86	1
18	R1	Elevate	Direct Glaze Polygon P4 RO 49" X 39 27/64"	852.68	1
19	R2	Elevate	Direct Glaze Polygon P4 RO 31" X 54 13/16"	816.86	1
20	S1	Ultimate Wood	Direct Glaze Polygon RO 27" X 28 27/32"	691.62	1
21	S2	Ultimate Wood	Direct Glaze Polygon	933.92	1

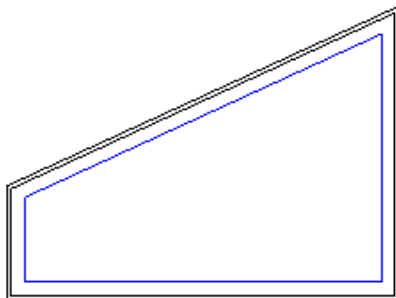
---

			RO 45" X 54 27/32"		
22	T1	Ultimate Wood	Direct Glaze Polygon RO 27" X 28 27/32"	691.62	1
23	T2	Ultimate Wood	Direct Glaze Polygon RO 45" X 54 27/32"	933.92	1
24	U	Ultimate Wood	Direct Glaze Polygon RO 71" X 55 49/64"	1,151.91	1
25	V	Ultimate Wood	Direct Glaze Polygon RO 71" X 55 49/64"	1,151.91	1

## LINE ITEM QUOTES

The following is a schedule of the windows and doors for this project. For additional unit details, please see Line Item Quotes. Additional charges, tax or Terms and Conditions may apply. Detail pricing is per unit.

Line #1	Mark Unit: A	Net Price:		
Qty: 1		Ext. Net Price:	USD	



As Viewed From The Exterior

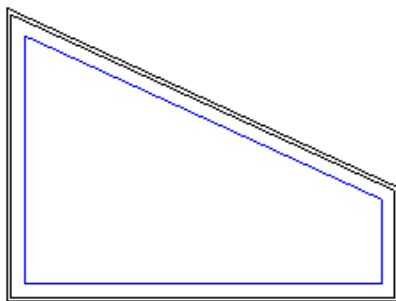
RO 49" X 36 25/32"

**Egress Information**

No Egress Information available.

Bronze Exterior  
White Interior  
Elevate Direct Glaze Polygon P4-5  
Frame Size 48" X 36"  
S1 Frame Size 14"  
Rough Opening 49" X 36 25/32"  
S1 Rough Opening 14 21/64"  
IG - 1 Lite  
Low E2 w/Argon  
Black Perimeter Bar  
Additional Mull Info: Stand Alone  
4 9/16" Jambs  
Nailing Fin CA/AWN Frame  
\*\*\*Note: Unit Availability and Price is Subject to Change

Line #2	Mark Unit: B	Net Price:		
Qty: 1		Ext. Net Price:	USD	



As Viewed From The Exterior

RO 49" X 36 25/32"


**Egress Information**

No Egress Information available.

Bronze Exterior  
White Interior  
Elevate Direct Glaze Polygon P4-6  
Frame Size 48" X 36"  
S1 Frame Size 14"  
Rough Opening 49" X 36 25/32"  
S1 Rough Opening 14 21/64"  
IG - 1 Lite  
Low E2 w/Argon  
Black Perimeter Bar  
Additional Mull Info: Stand Alone  
4 9/16" Jambs  
Nailing Fin CA/AWN Frame  
\*\*\*Note: Unit Availability and Price is Subject to Change

Line #3 Qty: 1	Mark Unit: C-T	Net Price: Ext. Net Price:	USD	
-------------------	----------------	-------------------------------	-----	--

**MARVIN** 




As Viewed From The Exterior

CN 5771  
RO 57" X 71 5/8"  
**Egress Information**  
No Egress Information available.

Bronze Exterior  
White Interior  
Elevate Casement Picture  
CN 5771  
Rough Opening 57" X 71 5/8"  
Bronze Exterior  
White Interior  
IG - 1 Lite  
**Tempered Low E2 w/Argon**  
Black Perimeter Bar  
4 9/16" Jambs  
Nailing Fin  
\*\*\*Note: Unit Availability and Price is Subject to Change

Line #4 Qty: 2	Mark Unit: D	Net Price: Ext. Net Price:	USD	
-------------------	--------------	-------------------------------	-----	--

**MARVIN** 




As Viewed From The Exterior

CN 3316  
RO 33" X 16 1/4"  
**Egress Information**  
No Egress Information available.

Bronze Exterior  
White Interior  
Elevate Casement Transom  
CN 3316  
Rough Opening 33" X 16 1/4"  
Bronze Exterior  
White Interior  
IG - 1 Lite  
Low E2 w/Argon  
Black Perimeter Bar  
4 9/16" Jambs  
Nailing Fin  
\*\*\*Note: Unit Availability and Price is Subject to Change

Line #5 Qty: 1	Mark Unit: E	Net Price: Ext. Net Price:	USD	
-------------------	--------------	-------------------------------	-----	--

**MARVIN** 



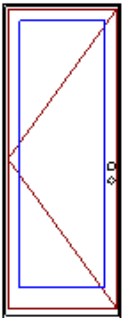
As Viewed From The Exterior

CN 3716  
RO 37" X 16 1/4"  
**Egress Information**  
No Egress Information available.

Bronze Exterior  
White Interior  
Elevate Casement Transom  
CN 3716  
Rough Opening 37" X 16 1/4"  
Bronze Exterior  
White Interior  
IG - 1 Lite  
Low E2 w/Argon  
Black Perimeter Bar  
4 9/16" Jambs  
Nailing Fin  
\*\*\*Note: Unit Availability and Price is Subject to Change

Line #6 Qty: 1	Mark Unit: DR2	Net Price: Ext. Net Price:	USD	
-------------------	----------------	-------------------------------	-----	--

**MARVIN** 



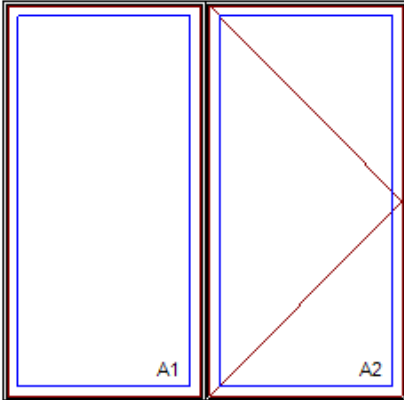
Active

As Viewed From The Exterior

CN 2870  
RO 33 5/16" X 86 1/2"  
**Egress Information**  
Width: 27 11/16" Height: 83 1/32"  
Net Clear Opening: 15.96 SqFt

Bronze Exterior  
White Interior  
Elevate Inswing French Door 4 9/16" - X Left Hand  
CN 2870  
Rough Opening 33 5/16" X 86 1/2"  
Bronze Exterior  
White Interior  
IG - 1 Lite  
Tempered Low E2 w/Argon  
Stainless Perimeter Bar  
Multi-Point Lock  
Cambridge Handle Satin Nickel PVD Keyed Exterior Primary Handle Set  
Cambridge Handle Satin Nickel PVD Interior Primary Handle Set  
Keyed Alike  
Keyed Alike Group 1  
Satin Nickel PVD Adjustable Hinges  
No Screen  
PG Upgrade  
Bronze Ultrex Sill / Black Weather Strip  
4 9/16" Jambs  
Nailing Fin  
\*\*\*Note: Unit Availability and Price is Subject to Change

Line #7 Qty: 2	Mark Unit: F-T	Net Price: Ext. Net Price:	USD	
-------------------	----------------	-------------------------------	-----	--



As Viewed From The Exterior

RO 73" X 71 5/8"

**Egress Information A1**

No Egress Information available.

**Egress Information A2**

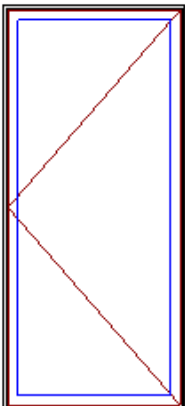
Width: 27 15/64" Height: 66 23/32"

Net Clear Opening: 12.62 SqFt

Bronze Exterior  
White Interior  
2W1H - Rectangle Assembly  
Assembly Rough Opening  
73" X 71 5/8"  
  
Unit: A1  
Elevate Casement - Stationary  
CN 3771  
Rough Opening 37" X 71 5/8"  
Bronze Exterior  
White Interior  
IG - 1 Lite  
Tempered Low E2 w/Argon  
Black Perimeter Bar

Unit: A2  
Elevate Casement - Right Hand  
CN 3771  
Rough Opening 37" X 71 5/8"  
Bronze Exterior  
White Interior  
IG - 1 Lite  
Tempered Low E2 w/Argon  
Black Perimeter Bar  
White Folding Handle with Coastal Hardware  
Interior Aluminum Screen  
Bright View Mesh  
White Surround  
\*\*\*Screen/Combo Ship Loose  
4 9/16" Jambs  
Nailing Fin  
\*\*\*Note: Unit Availability and Price is Subject to Change

Line #8 Qty: 1	Mark Unit: G-T	Net Price: Ext. Net Price:	USD	
-------------------	----------------	-------------------------------	-----	--



As Viewed From The Exterior

CN 3371

RO 33" X 71 5/8"

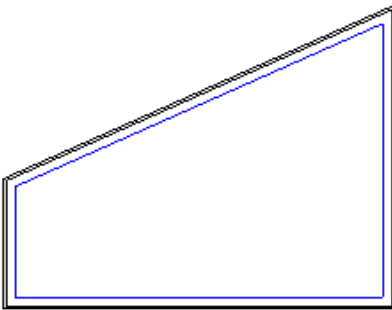
**Egress Information**

Width: 23 15/64" Height: 66 23/32"

Net Clear Opening: 10.77 SqFt

Bronze Exterior  
White Interior  
Elevate Casement - Left Hand  
CN 3371  
Rough Opening 33" X 71 5/8"  
Bronze Exterior  
White Interior  
IG - 1 Lite  
Tempered Low E2 w/Argon  
Black Perimeter Bar  
White Folding Handle with Coastal Hardware  
Interior Aluminum Screen  
Bright View Mesh  
White Surround  
\*\*\*Screen/Combo Ship Loose  
4 9/16" Jambs  
Nailing Fin  
\*\*\*Note: Unit Availability and Price is Subject to Change

Line #9 Qty: 1	Mark Unit: H	Net Price: Ext. Net Price:	USD	
-------------------	--------------	-------------------------------	-----	--



As Viewed From The Exterior

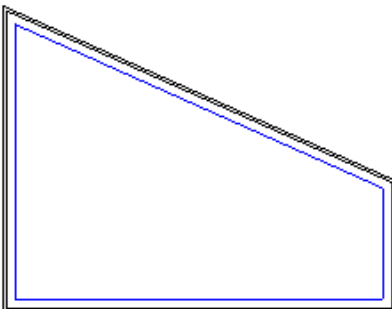
RO 73" X 56 49/64"

**Egress Information**

No Egress Information available.

Bronze Exterior  
White Interior  
Elevate Direct Glaze Polygon P4-5  
Frame Size 72" X 56"  
S1 Frame Size 24"  
Rough Opening 73" X 56 49/64"  
S1 Rough Opening 24 21/64"  
IG - 1 Lite  
Low E2 w/Argon  
Black Perimeter Bar  
Additional Mull Info: Stand Alone  
4 9/16" Jambs  
Nailing Fin CA/AWN Frame  
\*\*\*Note: Unit Availability and Price is Subject to Change

Line #10 Qty: 1	Mark Unit: J	Net Price: Ext. Net Price:	USD	
--------------------	--------------	-------------------------------	-----	--



As Viewed From The Exterior

RO 73" X 56 49/64"

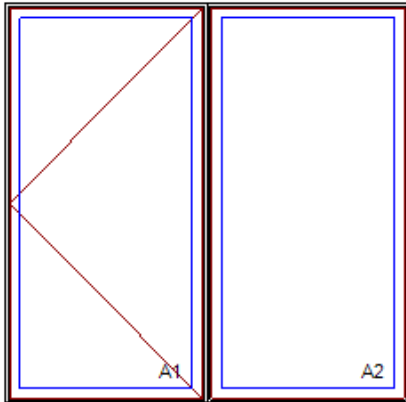
**Egress Information**

No Egress Information available.

Bronze Exterior  
White Interior  
Elevate Direct Glaze Polygon P4-6  
Frame Size 72" X 56"  
S1 Frame Size 24"  
Rough Opening 73" X 56 49/64"  
S1 Rough Opening 24 21/64"  
IG - 1 Lite  
Low E2 w/Argon  
Black Perimeter Bar  
Additional Mull Info: Stand Alone  
4 9/16" Jambs  
Nailing Fin CA/AWN Frame  
\*\*\*Note: Unit Availability and Price is Subject to Change

Line #11 Qty: 1	Mark Unit: K-T	Net Price: Ext. Net Price:	USD	
--------------------	----------------	-------------------------------	-----	--

MARVIN 



As Viewed From The Exterior

RO 73" X 71 5/8"

**Egress Information A1**

Width: 27 15/64" Height: 66 23/32"

Net Clear Opening: 12.62 SqFt

**Egress Information A2**

No Egress Information available.

Bronze Exterior  
White Interior  
2W1H - Rectangle Assembly  
Assembly Rough Opening  
73" X 71 5/8"

Unit: A1

Elevate Casement - Left Hand

CN 3771

Rough Opening 37" X 71 5/8"

Bronze Exterior

White Interior

IG - 1 Lite

Tempered Low E2 w/Argon

Black Perimeter Bar

White Folding Handle with Coastal Hardware

Interior Aluminum Screen

Bright View Mesh

White Surround

\*\*\*Screen/Combo Ship Loose

Unit: A2

Elevate Casement - Stationary

CN 3771

Rough Opening 37" X 71 5/8"

Bronze Exterior

White Interior

IG - 1 Lite

Tempered Low E2 w/Argon

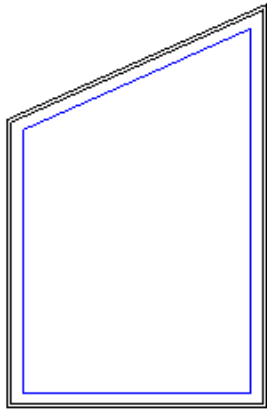
Black Perimeter Bar

4 9/16" Jambs

Nailing Fin

\*\*\*Note: Unit Availability and Price is Subject to Change

Line #12 Qty: 1	Mark Unit: L	Net Price: Ext. Net Price:	USD	
--------------------	--------------	-------------------------------	-----	--



As Viewed From The Exterior

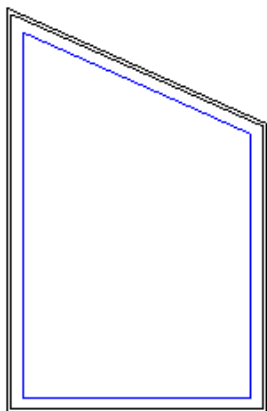
RO 37" X 56 49/64"

**Egress Information**

No Egress Information available.

Bronze Exterior  
White Interior  
Elevate Direct Glaze Polygon P4-5  
Frame Size 36" X 56"  
S1 Frame Size 40"  
Rough Opening 37" X 56 49/64"  
S1 Rough Opening 40 21/64"  
IG - 1 Lite  
Low E2 w/Argon  
Black Perimeter Bar  
Additional Mull Info: Stand Alone  
4 9/16" Jambs  
Nailing Fin CA/AWN Frame  
\*\*\*Note: Unit Availability and Price is Subject to Change

Line #13 Qty: 1	Mark Unit: M	Net Price: Ext. Net Price:	USD	
--------------------	--------------	-------------------------------	-----	--



As Viewed From The Exterior

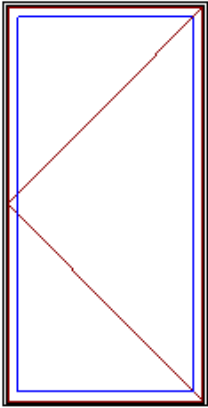
RO 37" X 56 49/64"

**Egress Information**

No Egress Information available.

Bronze Exterior  
White Interior  
Elevate Direct Glaze Polygon P4-6  
Frame Size 36" X 56"  
S1 Frame Size 40"  
Rough Opening 37" X 56 49/64"  
S1 Rough Opening 40 21/64"  
IG - 1 Lite  
Low E2 w/Argon  
Black Perimeter Bar  
Additional Mull Info: Stand Alone  
4 9/16" Jambs  
Nailing Fin CA/AWN Frame  
\*\*\*Note: Unit Availability and Price is Subject to Change

Line #14 Qty: 1	Mark Unit: N-T	Net Price: Ext. Net Price:	USD	
--------------------	----------------	-------------------------------	-----	--

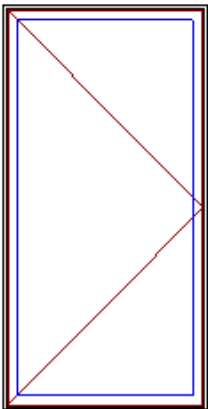


As Viewed From The Exterior

CN 3771  
RO 37" X 71 5/8"  
**Egress Information**  
Width: 27 15/64" Height: 66 23/32"  
Net Clear Opening: 12.62 SqFt

Bronze Exterior  
White Interior  
Elevate Casement - Left Hand  
CN 3771  
Rough Opening 37" X 71 5/8"  
Bronze Exterior  
White Interior  
IG - 1 Lite  
Tempered Low E2 w/Argon  
Black Perimeter Bar  
White Folding Handle with Coastal Hardware  
Interior Aluminum Screen  
Bright View Mesh  
White Surround  
\*\*\*Screen/Combo Ship Loose  
4 9/16" Jambs  
Nailing Fin  
\*\*\*Note: Unit Availability and Price is Subject to Change

Line #15 Qty: 1	Mark Unit: P-T	Net Price: Ext. Net Price:	USD	
--------------------	----------------	-------------------------------	-----	--

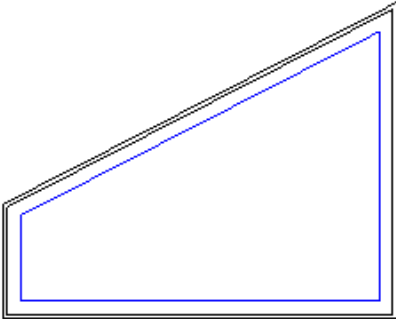


As Viewed From The Exterior

CN 3771  
RO 37" X 71 5/8"  
**Egress Information**  
Width: 27 15/64" Height: 66 23/32"  
Net Clear Opening: 12.62 SqFt

Bronze Exterior  
White Interior  
Elevate Casement - Right Hand  
CN 3771  
Rough Opening 37" X 71 5/8"  
Bronze Exterior  
White Interior  
IG - 1 Lite  
Tempered Low E2 w/Argon  
Black Perimeter Bar  
White Folding Handle with Coastal Hardware  
Interior Aluminum Screen  
Bright View Mesh  
White Surround  
\*\*\*Screen/Combo Ship Loose  
4 9/16" Jambs  
Nailing Fin  
\*\*\*Note: Unit Availability and Price is Subject to Change

Line #16 Qty: 1	Mark Unit: Q1	Net Price: Ext. Net Price:	USD	
--------------------	---------------	-------------------------------	-----	--



As Viewed From The Exterior

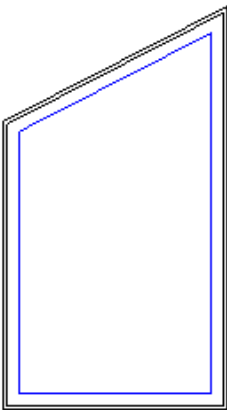
RO 49" X 39 27/64"

**Egress Information**

No Egress Information available.

Bronze Exterior  
White Interior  
Elevate Direct Glaze Polygon P4-5  
Frame Size 48" X 38 39/64"  
S1 Frame Size 14"  
Rough Opening 49" X 39 27/64"  
S1 Rough Opening 14 5/16"  
IG - 1 Lite  
Low E2 w/Argon  
Black Perimeter Bar  
Additional Mull Info: **Field Mull**  
4 9/16" Jambs  
Nailing Fin CA/AWN Frame  
\*\*\*Note: Unit Availability and Price is Subject to Change

Line #17 Qty: 1	Mark Unit: Q2	Net Price: Ext. Net Price:	USD	
--------------------	---------------	-------------------------------	-----	--



As Viewed From The Exterior

RO 31" X 54 13/16"

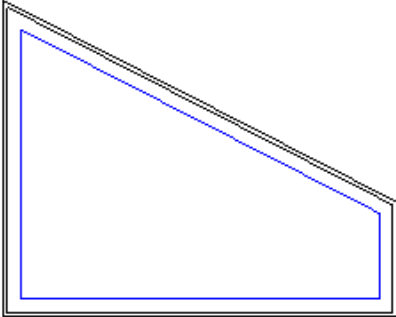
**Egress Information**

No Egress Information available.

Bronze Exterior  
White Interior  
Elevate Direct Glaze Polygon P4-5  
Frame Size 30" X 54"  
S1 Frame Size 38 39/64"  
Rough Opening 31" X 54 13/16"  
S1 Rough Opening 38 59/64"  
IG - 1 Lite  
Low E2 w/Argon  
Black Perimeter Bar  
Additional Mull Info: **Field Mull**  
4 9/16" Jambs  
Nailing Fin CA/AWN Frame  
\*\*\*Note: Unit Availability and Price is Subject to Change

Line #18 Qty: 1	Mark Unit: R1	Net Price: Ext. Net Price:	USD	
--------------------	---------------	-------------------------------	-----	--

**MARVIN** 



As Viewed From The Exterior

RO 49" X 39 27/64"

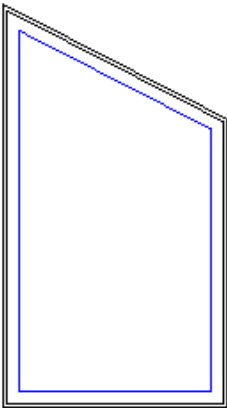
**Egress Information**

No Egress Information available.

Bronze Exterior  
White Interior  
Elevate Direct Glaze Polygon P4-6  
Frame Size 48" X 38 39/64"  
S1 Frame Size 14"  
Rough Opening 49" X 39 27/64"  
S1 Rough Opening 14 5/16"  
IG - 1 Lite  
Low E2 w/Argon  
Black Perimeter Bar  
Additional Mull Info: **Field Mull'd**  
4 9/16" Jambs  
Nailing Fin CA/AWN Frame  
\*\*\*Note: Unit Availability and Price is Subject to Change

Line #19 Qty: 1	Mark Unit: R2	Net Price: Ext. Net Price:	USD	
--------------------	---------------	-------------------------------	-----	--

**MARVIN** 



As Viewed From The Exterior

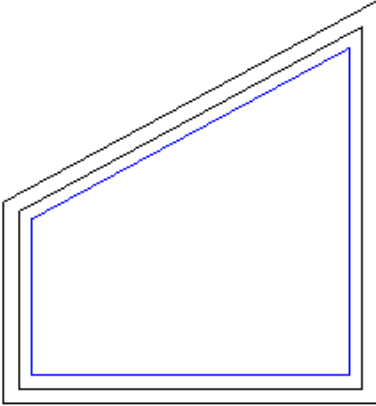
RO 31" X 54 13/16"

**Egress Information**

No Egress Information available.

Bronze Exterior  
White Interior  
Elevate Direct Glaze Polygon P4-6  
Frame Size 30" X 54"  
S1 Frame Size 38 39/64"  
Rough Opening 31" X 54 13/16"  
S1 Rough Opening 38 59/64"  
IG - 1 Lite  
Low E2 w/Argon  
Black Perimeter Bar  
Additional Mull Info: **Field Mull'd**  
4 9/16" Jambs  
Nailing Fin CA/AWN Frame  
\*\*\*Note: Unit Availability and Price is Subject to Change

Line #20 Qty: 1	Mark Unit: S1	Net Price: Ext. Net Price:	USD	
--------------------	---------------	-------------------------------	-----	--



As Viewed From The Exterior

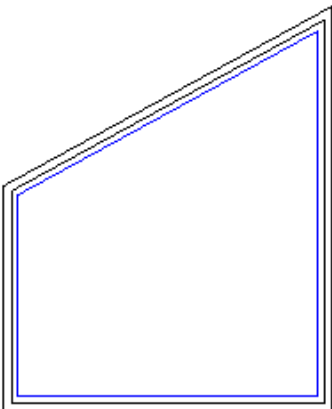
RO 27" X 28 27/32"

**Egress Information**

No Egress Information available.

Primed Pine Exterior  
Primed Pine Interior  
Ultimate Wood Direct Glaze Polygon  
P4-5  
Frame Size w/o Subsill  
26" X 28"  
S1 Frame Size 14"  
Rough Opening w/o Subsill  
27" X 28 27/32"  
S1 Rough Opening 14 19/64"  
SG - 1 Lite  
Clear  
4 9/16" Jambs  
Exterior Casing - None  
No Subsill  
No Installation Method  
\*\*\*Note: Unit Availability and Price is Subject to Change

Line #21 Qty: 1	Mark Unit: S2	Net Price: Ext. Net Price:	USD	
--------------------	---------------	-------------------------------	-----	--



As Viewed From The Exterior

RO 45" X 54 27/32"

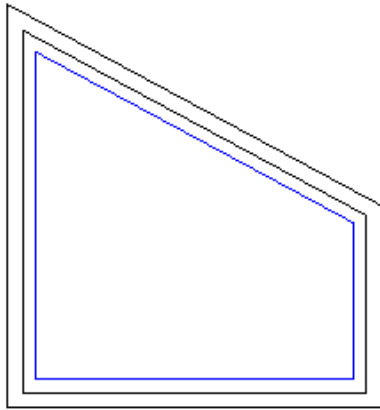
**Egress Information**

No Egress Information available.

Primed Pine Exterior  
Primed Pine Interior  
Ultimate Wood Direct Glaze Polygon  
P4-5  
Frame Size w/o Subsill  
44" X 54"  
S1 Frame Size 30"  
Rough Opening w/o Subsill  
45" X 54 27/32"  
S1 Rough Opening 30 19/64"  
SG - 1 Lite  
1/4" Clear  
4 9/16" Jambs  
Exterior Casing - None  
No Subsill  
No Installation Method  
\*\*\*Note: Unit Availability and Price is Subject to Change

Line #22 Qty: 1	Mark Unit: T1	Net Price: Ext. Net Price:	USD	
--------------------	---------------	-------------------------------	-----	--

**MARVIN** 



As Viewed From The Exterior

RO 27" X 28 27/32"

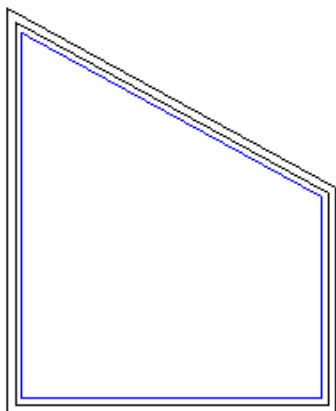
**Egress Information**

No Egress Information available.

Primed Pine Exterior  
Primed Pine Interior  
Ultimate Wood Direct Glaze Polygon  
P4-6  
Frame Size w/o Subsill  
26" X 28"  
S1 Frame Size 14"  
Rough Opening w/o Subsill  
27" X 28 27/32"  
S1 Rough Opening 14 19/64"  
SG - 1 Lite  
Clear  
4 9/16" Jambs  
Exterior Casing - None  
No Subsill  
No Installation Method  
\*\*\*Note: Unit Availability and Price is Subject to Change

Line #23 Qty: 1	Mark Unit: T2	Net Price: Ext. Net Price:	USD	
--------------------	---------------	-------------------------------	-----	--

**MARVIN** 



As Viewed From The Exterior

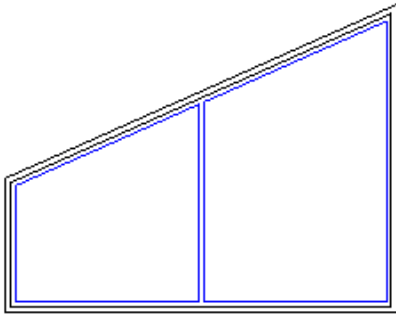
RO 45" X 54 27/32"

**Egress Information**

No Egress Information available.

Primed Pine Exterior  
Primed Pine Interior  
Ultimate Wood Direct Glaze Polygon  
P4-6  
Frame Size w/o Subsill  
44" X 54"  
S1 Frame Size 30"  
Rough Opening w/o Subsill  
45" X 54 27/32"  
S1 Rough Opening 30 19/64"  
SG - 1 Lite  
1/4" Clear  
4 9/16" Jambs  
Exterior Casing - None  
No Subsill  
No Installation Method  
\*\*\*Note: Unit Availability and Price is Subject to Change

Line #24 Qty: 1	Mark Unit: U	Net Price: Ext. Net Price:	USD	
--------------------	--------------	-------------------------------	-----	--



As Viewed From The Exterior

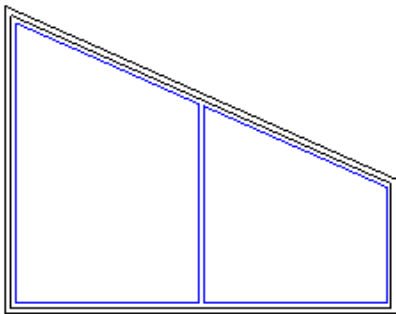
RO 71" X 55 49/64"

**Egress Information**

No Egress Information available.

Primed Pine Exterior  
Primed Pine Interior  
Ultimate Wood Direct Glaze Polygon  
P4-5  
Frame Size w/o Subsill  
70" X 55"  
S1 Frame Size 24"  
Tempered Clear  
7/8" SDL - No SBAR  
Rectangular - Special Cut 2W1H  
2 Rect Lites  
Primed Pine Ext - Primed Pine Int  
Ogee Exterior Divided Lite Sticking  
4 9/16" Jambs  
Exterior Casing - None  
No Subsill  
No Installation Method  
\*\*\*Note: Unit Availability and Price is Subject to Change

Line #25 Qty: 1	Mark Unit: V	Net Price: Ext. Net Price:	USD	
--------------------	--------------	-------------------------------	-----	--



As Viewed From The Exterior

RO 71" X 55 49/64"

**Egress Information**

No Egress Information available.

Primed Pine Exterior  
Primed Pine Interior  
Ultimate Wood Direct Glaze Polygon  
P4-6  
Frame Size w/o Subsill  
70" X 55"  
S1 Frame Size 24"  
Tempered Clear  
7/8" SDL - No SBAR  
Rectangular - Special Cut 2W1H  
2 Rect Lites  
Primed Pine Ext - Primed Pine Int  
Ogee Exterior Divided Lite Sticking  
4 9/16" Jambs  
Exterior Casing - None  
No Subsill  
No Installation Method  
\*\*\*Note: Unit Availability and Price is Subject to Change

Project Subtotal Net Price: USD	26,103.70
6.000% Sales Tax: USD	1,566.22
Project Total Net Price: USD	27,669.92

## TERMS AND CONDITIONS

- All Marvin Pricing Valid for 30 days.
- All custom - Requires 50% Deposit at time of order placement / Shop drawing approval.
- All Pricing is for material only unless otherwise stated.
- While we have done our best to quote this project accurately, it is your responsibility to determine that we have quoted what you and your customer want including suitability, Local Code Compliance, and fitness for purpose.
- Review this order carefully. Marvin product is made to order and is not returnable. We cannot accept changes/cancellations after your order has been signed off on and released into production.
- We cannot release and order unless this sheet is signed, dated, and returned to Ervin Architectural Products along with deposit.

## PURCHASE APPROVAL/SIGN OFF

<b>Project Subtotal Net Price: USD</b>	<b>26,103.70</b>
<b>6.000% Sales Tax: USD</b>	<b>1,566.22</b>
<b>Project Total Net Price: USD</b>	<b>27,669.92</b>

I have reviewed all line item quotes in detail and agree that the product specifications and pricing are accurate, and I approve the project for order. I acknowledge that additional charges, tax or Terms and Conditions may apply.

Buyer: \_\_\_\_\_