

# PINNACLE-HALLIDAY IZ3

## ELEVATE IZ3

Quote #: 7DV162F

A Proposal for Window and Door Products prepared for:

**Shipping Address:**

ERVIN ARCHITECTURAL PRODUCTS  
1255 CAROLINA RD  
SUFFOLK, VA 23434-8729



ERVIN ARCHITECTURAL PRODUCTS  
PO BOX 2715  
VIRGINIA BEACH, VA 23450-2715  
Phone: (757) 427-2929

This report was generated on 12/10/2021 1:38:40 PM using the Marvin Order Management System, version 0003.11.00 (Current). Price in USD. Unit availability and price are subject to change. Dealer terms and conditions may apply.

**Project Description:**

*TWO WINDOW <C> SHOWN IN PLAN - ONE SHOWN WEST ELE 1ST FL - PLEASE ADVISE.  
TWO WINDOW <D-T> LOCATED IN SHOWERS. INFINITY AWNING WINDOWS USED - PLEASE VERIFY ACCEPTABLE.  
UNABLE TO VERIFY POSITION OF <E> WINDOWS IN STAIR WELL – ALL TEMPERED - PLEASE ADVISE.  
WINDOW ASSEMBLY <A> SHIPPED AS TWO UNITS AND FIELD MULLED.*

**Featuring products from:**



## UNIT SUMMARY

The following is a schedule of the windows and doors for this project. For additional unit details, please see Line Item Quotes.

Additional charges, tax or Terms and Conditions may apply. Detail pricing is per unit.

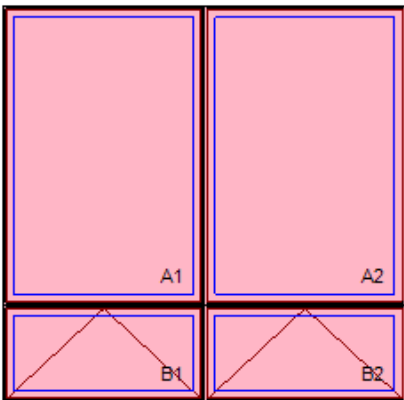
NUMBER OF LINES: 12	TOTAL UNIT QTY: 35	EXT NET PRICE: USD 107,912.12
---------------------	--------------------	-------------------------------

LINE	MARK UNIT	PRODUCT LINE	ITEM	QTY
1	A	Elevate	Elevate Assembly RO 97" X 94 3/4"	6
2	B	Elevate	Elevate Assembly RO 37" X 94 3/4"	5
3	B1	Elevate	Casement CN 3771 RO 37" X 71 5/8"	1
4	C	Elevate	Elevate Assembly RO 37" X 82 3/4"	4
5	C1	Elevate	Casement CN 3759 RO 37" X 59 5/8"	2
6	CC	Elevate	Elevate Assembly RO 73" X 82 3/4"	2
7	D	Elevate	Awning CN 2523 RO 25" X 23 5/8"	1
8	D-T	Infinity	Awning RO 25" X 23 5/8"	2
9	E-T	Elevate	Awning CN 3723 RO 37" X 23 5/8"	5
10	F	Elevate	Awning CN 3735 RO 37" X 35 5/8"	4
11	G	Elevate	Awning CN 2535 RO 25" X 35 5/8"	1
12	DR2/3	Elevate	Sliding French Door CN 6080 RO 72" X 96"	2

## LINE ITEM QUOTES

The following is a schedule of the windows and doors for this project. For additional unit details, please see Line Item Quotes. Additional charges, tax or Terms and Conditions may apply. Detail pricing is per unit.

Line #1	Mark Unit: A	Net Price:		
Qty: 6		Ext. Net Price:	USD	



RO 97" X 94 3/4"

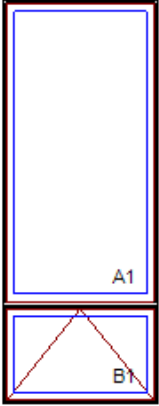
Egress Information A1, A2, B1, B2

No Egress Information available.

Stone White Exterior  
White Interior  
2W2H - Rectangle Assembly  
Unit: A1  
Elevate Casement Picture  
CN 4971  
Impact Tempered Low E2 w/Argon  
Stainless Perimeter Bar  
Unit: A2  
Elevate Casement Picture  
CN 4971  
Impact Tempered Low E2 w/Argon  
Stainless Perimeter Bar  
Unit: B1  
Elevate Awning - Roto Operating  
CN 4923  
Impact Tempered Low E2 w/Argon  
Stainless Perimeter Bar  
White Folding Handle with Coastal Hardware  
Interior Aluminum Screen  
Bright View Mesh  
White Surround  
\*\*\*Screen/Combo Ship Loose  
Unit: B2  
Elevate Awning - Roto Operating  
CN 4923  
Impact Tempered Low E2 w/Argon  
Stainless Perimeter Bar  
White Folding Handle with Coastal Hardware  
Interior Aluminum Screen  
Bright View Mesh  
White Surround  
\*\*\*Screen/Combo Ship Loose  
Standard Mull Charge  
6 9/16" Jambs  
Jamb Extension from 4 9/16" to 6 9/16"  
Nailing Fin  
With Clips  
\*\*\*Note: Factory mulled Elevate Impact (IZ3) assemblies are certified to meet air, water, and structural requirements per AAMA 450 and AAMA/CSA/WDMA/101 - I.S.2/A440 - Standards.  
\*\*\*Note: Unit Availability and Price is Subject to Change  
\*\*\*Error: Pricing is not Valid

Line #2 Qty: 5	Mark Unit: B	Net Price: Ext. Net Price:	USD	
-------------------	--------------	-------------------------------	-----	--

**MARVIN** 



As Viewed From The Exterior

RO 37" X 94 3/4"


Egress Information A1, B1

No Egress Information available.

Stone White Exterior  
White Interior  
1W2H - Rectangle Assembly  
Unit: A1  
Elevate Casement - Stationary  
CN 3771  
Impact Tempered Low E2 w/Argon  
Stainless Perimeter Bar  
Unit: B1  
Elevate Awning - Roto Operating  
CN 3723  
Impact Low E2 Argon  
Stainless Perimeter Bar  
White Folding Handle with Coastal Hardware  
Interior Aluminum Screen  
Bright View Mesh  
White Surround  
\*\*\*Screen/Combo Ship Loose  
Standard Mull Charge  
6 9/16" Jambs  
Jamb Extension from 4 9/16" to 6 9/16"  
Nailing Fin  
With Clips  
\*\*\*Note: Factory mulled Elevate Impact (IZ3) assemblies are certified to meet air, water, and structural requirements per AAMA 450 and AAMA/CSA/WDMA/101 - I.S.2/A440 - Standards.  
\*\*\*Note: Unit Availability and Price is Subject to Change

Line #3 Qty: 1	Mark Unit: B1	Net Price: Ext. Net Price:	USD	
-------------------	---------------	-------------------------------	-----	--

**MARVIN** 



As Viewed From The Exterior

CN 3771

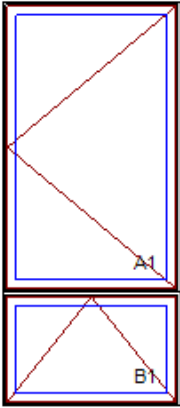
RO 37" X 71 5/8"

Egress Information

No Egress Information available.

Stone White Exterior  
White Interior  
Elevate Casement - Stationary  
CN 3771  
Impact Tempered Low E2 w/Argon  
Stainless Perimeter Bar  
6 9/16" Jambs  
Jamb Extension from 4 9/16" to 6 9/16"  
Nailing Fin  
With Clips  
\*\*\*Note: Unit Availability and Price is Subject to Change

Line #4 Qty: 4	Mark Unit: C	Net Price: Ext. Net Price:	USD	
-------------------	--------------	-------------------------------	-----	--

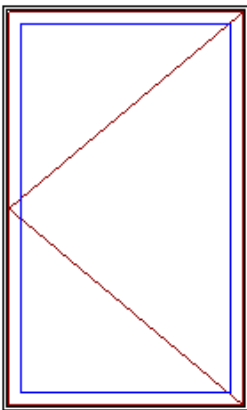


As Viewed From The Exterior

RO 37" X 82 3/4"  
**Egress Information A1**  
Width: 27 15/64" Height: 54 23/32"  
Net Clear Opening: 10.35 SqFt  
**Egress Information B1**  
No Egress Information available.

Stone White Exterior  
White Interior  
1W2H - Rectangle Assembly  
Unit: A1  
Elevate Casement - Left Hand  
CN 3759  
**Impact Tempered Low E2 w/Argon**  
Stainless Perimeter Bar  
White Folding Handle with Coastal Hardware  
Interior Aluminum Screen  
Bright View Mesh  
White Surround  
\*\*\*Screen/Combo Ship Loose  
Unit: B1  
Elevate Awning - Roto Operating  
CN 3723  
Impact Low E2 Argon  
Stainless Perimeter Bar  
White Folding Handle with Coastal Hardware  
Interior Aluminum Screen  
Bright View Mesh  
White Surround  
\*\*\*Screen/Combo Ship Loose  
Standard Mull Charge  
6 9/16" Jamb  
Jamb Extension from 4 9/16" to 6 9/16"  
Nailing Fin  
With Clips  
\*\*\*Note: Factory mulled Elevate Impact (IZ3) assemblies are certified to meet air, water, and structural requirements per AAMA 450 and AAMA/CSA/WDMA/101 - I.S.2/A440 - Standards.  
\*\*\*Note: Unit Availability and Price is Subject to Change

Line #5 Qty: 2	Mark Unit: C1	Net Price: Ext. Net Price:	USD	
-------------------	---------------	-------------------------------	-----	--

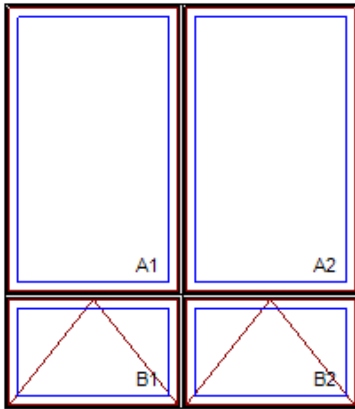


As Viewed From The Exterior

CN 3759  
RO 37" X 59 5/8"  
**Egress Information**  
Width: 27 15/64" Height: 54 23/32"  
Net Clear Opening: 10.35 SqFt

Stone White Exterior  
White Interior  
Elevate Casement - Left Hand  
CN 3759  
**Impact Tempered Low E2 w/Argon**  
Stainless Perimeter Bar  
White Folding Handle with Coastal Hardware  
Interior Aluminum Screen  
Bright View Mesh  
White Surround  
\*\*\*Screen/Combo Ship Loose  
6 9/16" Jamb  
Jamb Extension from 4 9/16" to 6 9/16"  
Nailing Fin  
With Clips  
\*\*\*Note: Unit Availability and Price is Subject to Change

Line #6 Qty: 2	Mark Unit: CC	Net Price: Ext. Net Price:	USD	
-------------------	---------------	-------------------------------	-----	--



As Viewed From The Exterior

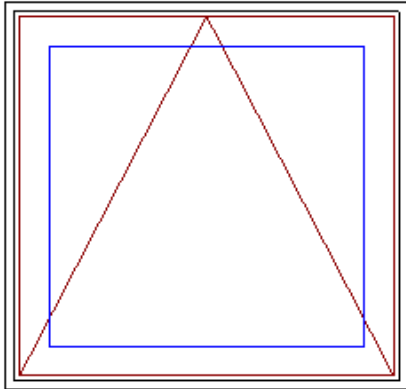
RO 73" X 82 3/4"

Egress Information A1, A2, B1, B2

No Egress Information available.

Stone White Exterior  
 White Interior  
 2W2H - Rectangle Assembly  
 Unit: A1  
 Elevate Casement - Stationary  
 CN 3759  
 Impact Tempered Low E2 w/Argon  
 Stainless Perimeter Bar  
 Unit: A2  
 Elevate Casement - Stationary  
 CN 3759  
 Impact Tempered Low E2 w/Argon  
 Stainless Perimeter Bar  
 Unit: B1  
 Elevate Awning - Roto Operating  
 CN 3723  
 Impact Low E2 Argon  
 Stainless Perimeter Bar  
 White Folding Handle with Coastal Hardware  
 Interior Aluminum Screen  
 Bright View Mesh  
 White Surround  
 \*\*\*Screen/Combo Ship Loose  
 Unit: B2  
 Elevate Awning - Roto Operating  
 CN 3723  
 Impact Low E2 Argon  
 Stainless Perimeter Bar  
 White Folding Handle with Coastal Hardware  
 Interior Aluminum Screen  
 Bright View Mesh  
 White Surround  
 \*\*\*Screen/Combo Ship Loose  
 Standard Mull Charge  
 6 9/16" Jambs  
 Jamb Extension from 4 9/16" to 6 9/16"  
 Nailing Fin  
 With Clips  
 \*\*\*Note: Factory muller Elevate Impact (IZ3) assemblies are certified to meet  
 air, water, and structural requirements per AAMA 450 and AAMA/CSA/WDMA/101 -  
 I.S.2/A440 - Standards.  
 \*\*\*Note: Unit Availability and Price is Subject to Change

Line #7 Qty: 1	Mark Unit: D	Net Price: Ext. Net Price:	USD	
-------------------	--------------	-------------------------------	-----	--

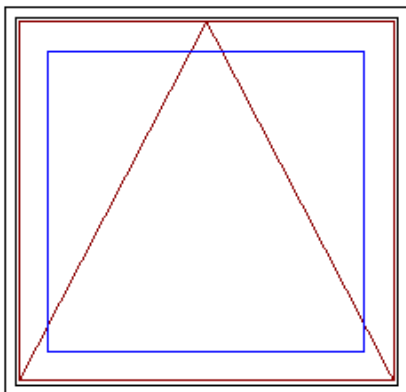


As Viewed From The Exterior

CN 2523  
RO 25" X 23 5/8"  
**Egress Information**  
No Egress Information available.

Stone White Exterior  
White Interior  
Elevate Awning - Roto Operating  
CN 2523  
Impact Low E2 Argon  
Stainless Perimeter Bar  
White Folding Handle with Coastal Hardware  
Interior Aluminum Screen  
Bright View Mesh  
White Surround  
\*\*\*Screen/Combo Ship Loose  
6 9/16" Jamb  
Jamb Extension from 4 9/16" to 6 9/16"  
Nailing Fin  
With Clips  
\*\*\*Note: Unit Availability and Price is Subject to Change

Line #8 Qty: 2	Mark Unit: D-T	Net Price: Ext. Net Price:	USD	
-------------------	----------------	-------------------------------	-----	--



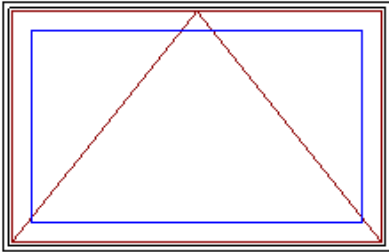
As Viewed From The Exterior

RO 25" X 23 5/8"  
**Egress Information**  
No Egress Information available.

Stone White Exterior  
Stone White Interior  
Infinity Awning - Roto Operating  
Laminated Tempered Low E2 w/Argon  
Stainless Perimeter Bar  
Beige Weather Strip  
White Folding Handle  
Interior Extruded Screen  
Stone White Surround  
Bright View Mesh  
\*\*\*Screen/Combo Ship Loose  
2 1/4" Jamb  
Nailing Fin  
\*\*\*Note: Unit Availability and Price is Subject to Change

Line #9 Qty: 5	Mark Unit: E-T	Net Price: Ext. Net Price:	USD	
-------------------	----------------	-------------------------------	-----	--

**MARVIN** 



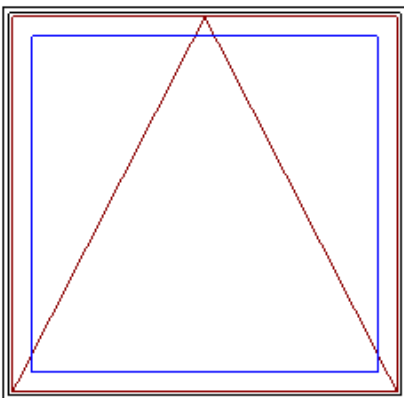
As Viewed From The Exterior

CN 3723  
RO 37" X 23 5/8"  
**Egress Information**  
No Egress Information available.

Stone White Exterior  
White Interior  
Elevate Awning - Roto Operating  
CN 3723  
Impact Tempered Low E2 w/Argon  
Stainless Perimeter Bar  
White Folding Handle with Coastal Hardware  
Interior Aluminum Screen  
Bright View Mesh  
White Surround  
\*\*\*Screen/Combo Ship Loose  
6 9/16" Jambs  
Jamb Extension from 4 9/16" to 6 9/16"  
Nailing Fin  
With Clips  
\*\*\*Note: Unit Availability and Price is Subject to Change

Line #10 Qty: 4	Mark Unit: F	Net Price: Ext. Net Price:	USD	
--------------------	--------------	-------------------------------	-----	--

**MARVIN** 



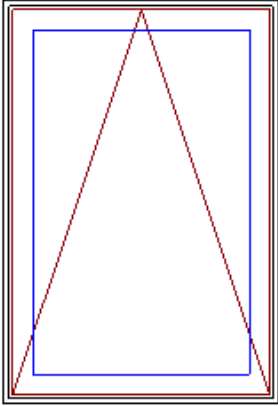
As Viewed From The Exterior

CN 3735  
RO 37" X 35 5/8"  
**Egress Information**  
No Egress Information available.

Stone White Exterior  
White Interior  
Elevate Awning - Roto Operating  
CN 3735  
Impact Low E2 Argon  
Stainless Perimeter Bar  
White Folding Handle with Coastal Hardware  
Interior Aluminum Screen  
Bright View Mesh  
White Surround  
\*\*\*Screen/Combo Ship Loose  
6 9/16" Jambs  
Jamb Extension from 4 9/16" to 6 9/16"  
Nailing Fin  
With Clips  
\*\*\*Note: Unit Availability and Price is Subject to Change

Line #11	Mark Unit: G	Net Price:	
Qty: 1		Ext. Net Price:	USD

**MARVIN** 



As Viewed From The Exterior

CN 2535

RO 25" X 35 5/8"

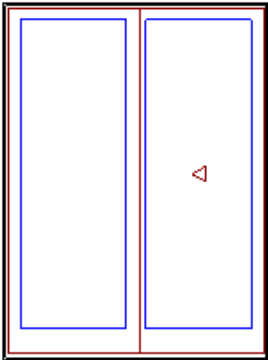
Egress Information

No Egress Information available.

Stone White Exterior  
White Interior  
Elevate Awning - Roto Operating  
CN 2535  
Impact Low E2 Argon  
Stainless Perimeter Bar  
White Folding Handle with Coastal Hardware  
Interior Aluminum Screen  
Bright View Mesh  
White Surround  
\*\*\*Screen/Combo Ship Loose  
6 9/16" Jamb  
Jamb Extension from 4 9/16" to 6 9/16"  
Nailing Fin  
With Clips  
\*\*\*Note: Unit Availability and Price is Subject to Change

Line #12	Mark Unit: DR2/3	Net Price:	
Qty: 2		Ext. Net Price:	USD

**MARVIN** 



Stat Active

As Viewed From The Exterior

CN 6080

RO 72" X 96"

Egress Information

Width: 29 17/64" Height: 90 5/64"

Net Clear Opening: 18.31 SqFt

Stone White Exterior  
White Interior  
Elevate Sliding French Door OX  
CN 6080  
Performance: Impact Zone 3  
Glass Add For All Panels  
Impact Tempered Low E2 w/Argon  
Stainless Perimeter Bar  
White Interior Weather Strip Package  
Multi-Point Lock  
Cambridge Handle Satin Nickel PVD Keyed Exterior Primary Handle Set  
Cambridge Handle Satin Nickel PVD Interior Primary Handle Set  
Keyed Alike  
Keyed Alike Group 1  
Coastal Lock Mech & Rollers  
Exterior Sliding Screen  
Stone White Surround  
Bright View Mesh  
\*\*\*Screen/Combo Ship Loose  
Beige Ultrex Sill / Beige Weather Strip  
6 9/16" Jamb  
Jamb Extension from 4 9/16" to 6 9/16"  
Nailing Fin  
With Clips  
\*\*\*Note: Unit Availability and Price is Subject to Change

Project Subtotal Net Price: USD	107,912.12
6.000% Sales Tax: USD	6,474.73
Project Total Net Price: USD	114,386.85

## TERMS AND CONDITIONS

- All Marvin Pricing Valid for 30 days.
- All custom - Requires 50% Deposit at time of order placement / Shop drawing approval.
- All Pricing is for material only unless otherwise stated.
- While we have done our best to quote this project accurately, it is your responsibility to determine that we have quoted what you and your customer want including suitability, Local Code Compliance, and fitness for purpose.
- Review this order carefully. Marvin product is made to order and is not returnable. We cannot accept changes/cancellations after your order has been signed off on and released into production.
- We cannot release and order unless this sheet is signed, dated, and returned to Ervin Architectural Products along with deposit.

## PURCHASE APPROVAL/SIGN OFF

<b>Project Subtotal Net Price: USD 107,912.12</b>
<b>6.000% Sales Tax: USD 6,474.73</b>
<b>Project Total Net Price: USD 114,386.85</b>

I have reviewed all line item quotes in detail and agree that the product specifications and pricing are accurate, and I approve the project for order. I acknowledge that additional charges, tax or Terms and Conditions may apply.

Buyer: \_\_\_\_\_