

# Quotation

SQDRQ000370-1

**Job Name:** HALLIDAY INTERIOR DOORS

**Quote Date:** 12/09/2021

**Manufacturer's Estimated Lead Time:** 13-14 Weeks

**Account Manager:** David Canton

## Dealer

Ervin Architectural Products  
1255 Carolina Rd  
Suffolk, VA 23434

## Customer

Line	Label	Qty	UOM	Description	Unit	Extended
1	DR4	1	EA	35 13/16 inch X 96 inch, 1 3/4, TMIR6001, Swing, Single, TruStile Interior MDF Door, 1/4" Kerf Cut, Prehung, Bevel Lock Side, LHR, Prime, Wedge, VERIFY HARDWARE COMPATIBILITY WITH KERF PLACEMENT	\$1,073.83	\$1,073.83

Layout Configuration = Reverse

\*\*\*\*\*Door Machining Details\*\*\*\*\*

Machine Prep = TruStile Modified Configuration  
Machine Prep = Hinges, Lock Bore, Deadbolt Bore

Hinges = TruStile Installed  
Hinges = Modified Spring Hinges  
Hinges = Brand: TruStile  
Hinges = Qty: 4 - Size: 4" x 4" - Corners: Square  
Hinges = Locations: Hinge 1: 7", Hinge 2: 33", Hinge 3: 59", Hinge 4: 85"  
Hinges = Thickness: 0.130" - Backset: 1/4"  
Hinges = Material: Plated Steel  
Hinges = Finish: US15-Satin Nickel

Lock Bore = Prep For Hardware  
Lock Bore = Standard Single Bore  
Lock Bore = Location (ToD): 60" - Location (BoD): 36"  
Lock Bore = 2-1/8" Diameter - 2-3/8" On Center Backset - 1" x 2-1/4"  
Radius Edge Prep -

Deadbolt Bore = Prep For Hardware  
Deadbolt Bore = Standard Deadbolt Bore  
Deadbolt Bore = Location (ToD): 54 1/2" - Location (BoD): 41 1/2"  
Deadbolt Bore = 2-1/8" Diameter - 2-3/8" On Center Backset - 1" x 2-1/4" Radius Edge Prep

\*\*\*\*\*Pre-Hanging Details\*\*\*\*\*

Jamb Fire Rating = Non-Rated  
Jamb Opening Type = House to Garage  
Jamb Profile = Single Rabbet  
Jamb Material = Poplar (Paint-Grade) (Primed)  
Jamb Edge = Radius  
Jamb Thickness = 3/4  
Jamb Width = 6 9/16  
Kerf for Weatherstripping = Yes  
Weatherstripping = Bronze  
Sill & Sweep = Oak Bumper Sill (Bronze Finish)  
Jamb Leg Extension = 1/2"

\*\*\*\*\*Jamb Machining Details\*\*\*\*\*

Jamb Leg Prep = Hinge Prep: Standard Hinge  
Jamb Leg Prep = Lock Bore Strike: 2-1/4" Radius Lip Strike  
Jamb Leg Prep = Deadbolt Bore Strike: 2-3/4" x 1-1/8" Radius Corner

Line	Label	Qty	UOM	Description	Unit	Extended
2	DR5	1	EA	23 13/16 inch X 96 inch (Per Leaf), 1 3/4, TMIR6001, Swing, Pair, TruStile Interior MDF Door, 1/4" Kerf Cut, Prehung, Bevel Meeting Stiles, Center Meet Pair Reverse, Prime, Wedge	\$1,515.09	\$1,515.09
<p>Layout Configuration = Reverse T-Astragal = No Astragal</p> <p>*****Door Machining Details***** Machine Prep = TruStile Modified Configuration Machine Prep = Hinges, Magnetic Catch</p> <p>Hinges = TruStile Installed Hinges = Modified Ball Bearing Hinges Hinges = Brand: TruStile Hinges = Qty: 4 per leaf - Size: 4" x 4" - Corners: Square Hinges = Locations: Hinge 1: 7", Hinge 2: 33", Hinge 3: 59", Hinge 4: 85" Hinges = Thickness: 0.130" - Backset: 1/4" Hinges = Material: Plated Steel Hinges = Finish: US15-Satin Nickel</p> <p>Magnetic Catch = TruStile Supplied Magnetic Catch = Standard Magnetic Catch Magnetic Catch = Prep on Top of Door Magnetic Catch = Brand: Precision, Model: PLS24PRO, Template: PLS24PRO, Template Revision: N/A Magnetic Catch = Backset: 2 3/4" From Edge of Door</p> <p>*****Pre-Hanging Details***** Jamb Fire Rating = Non-Rated Jamb Opening Type = Interior Jamb Profile = Flat Jamb Material = Finger Joint Poplar (Paint-Grade) (Primed) Jamb Edge = Radius Jamb Thickness = 3/4 Jamb Width = 4 9/16 Jamb Stop Profile = Ogee Jamb Stop Material = Finger Joint Poplar (Paint-Grade) (Primed) Jamb Stop Width = 1 1/2" Jamb Stop Thickness = 3/8" Jamb Leg Extension = 7/8"</p> <p>*****Jamb Machining Details***** Jamb Head Prep = Jamb Magnetic Catch: See Template Jamb Leg Prep = Hinge Prep: Standard Hinge</p>						

Line	Label	Qty	UOM	Description	Unit	Extended
3	DR6	1	EA	23 13/16 inch X 96 inch (Per Leaf), 1 3/4, TMIR6001, Swing, Pair, TruStile Interior MDF Door, 1/4" Kerf Cut, Prehung, Bevel Meeting Stiles, Center Meet Pair Reverse, Prime, Wedge	\$1,515.09	\$1,515.09

Layout Configuration = Reverse  
T-Astragal = No Astragal

\*\*\*\*\*Door Machining Details\*\*\*\*\*

Machine Prep = TruStile Modified Configuration  
Machine Prep = Hinges, Magnetic Catch

Hinges = TruStile Installed  
Hinges = Modified Ball Bearing Hinges  
Hinges = Brand: TruStile  
Hinges = Qty: 4 per leaf - Size: 4" x 4" - Corners: Square  
Hinges = Locations: Hinge 1: 7", Hinge 2: 33", Hinge 3: 59", Hinge 4:  
85"  
Hinges = Thickness: 0.130" - Backset: 1/4"  
Hinges = Material: Plated Steel  
Hinges = Finish: US15-Satin Nickel

Magnetic Catch = TruStile Supplied  
Magnetic Catch = Standard Magnetic Catch  
Magnetic Catch = Prep on Top of Door  
Magnetic Catch = Brand: Precision, Model: PLS24PRO, Template:  
PLS24PRO, Template Revision: N/A  
Magnetic Catch = Backset: 2 3/4" From Edge of Door

\*\*\*\*\*Pre-Hanging Details\*\*\*\*\*

Jamb Fire Rating = Non-Rated  
Jamb Opening Type = Interior  
Jamb Profile = Flat  
Jamb Material = Finger Joint Poplar (Paint-Grade) (Primed)  
Jamb Edge = Radius  
Jamb Thickness = 3/4  
Jamb Width = 4 9/16  
Jamb Stop Profile = Ogee  
Jamb Stop Material = Finger Joint Poplar (Paint-Grade) (Primed)  
Jamb Stop Width = 1 1/2"  
Jamb Stop Thickness = 3/8"  
Jamb Leg Extension = 7/8"

\*\*\*\*\* Jamb Machining Details\*\*\*\*\*

Jamb Head Prep = Jamb Magnetic Catch: See Template  
Jamb Leg Prep = Hinge Prep: Standard Hinge

Line	Label	Qty	UOM	Description	Unit	Extended
4	DR7	1	EA	35 13/16 inch X 96 inch, 1 3/4, TMIR6001, Swing, Single, TruStile Interior MDF Door, 1/4" Kerf Cut, Prehung, Bevel Lock Side, RHR, Prime, Wedge, VERIFY HARDWARE COMPATIBILITY WITH KERF PLACEMENT	\$784.54	\$784.54

Layout Configuration = Reverse

\*\*\*\*\*Door Machining Details\*\*\*\*\*

Machine Prep = TruStile Modified Configuration

Machine Prep = Hinges, Lock Bore

Hinges = TruStile Installed

Hinges = Modified Ball Bearing Hinges

Hinges = Brand: TruStile

Hinges = Qty: 4 - Size: 4" x 4" - Corners: Square

Hinges = Locations: Hinge 1: 7", Hinge 2: 33", Hinge 3: 59", Hinge 4: 85"

Hinges = Thickness: 0.130" - Backset: 1/4"

Hinges = Material: Plated Steel

Hinges = Finish: US15-Satin Nickel

Lock Bore = Prep For Hardware

Lock Bore = Standard Single Bore

Lock Bore = Location (ToD): 60" - Location (BoD): 36"

Lock Bore = 2-1/8" Diameter - 2-3/8" On Center Backset - 1" x 2-1/4"

Radius Edge Prep -

\*\*\*\*\*Pre-Hanging Details\*\*\*\*\*

Jamb Fire Rating = Non-Rated

Jamb Opening Type = Interior

Jamb Profile = Flat

Jamb Material = Finger Joint Poplar (Paint-Grade) (Primed)

Jamb Edge = Radius

Jamb Thickness = 3/4

Jamb Width = 4 9/16

Jamb Stop Profile = Ogee

Jamb Stop Material = Finger Joint Poplar (Paint-Grade) (Primed)

Jamb Stop Width = 1 1/2"

Jamb Stop Thickness = 3/8"

Jamb Leg Extension = 7/8"

\*\*\*\*\*Jamb Machining Details\*\*\*\*\*

Jamb Leg Prep = Hinge Prep: Standard Hinge

Jamb Leg Prep = Lock Bore Strike: 2-1/4" Radius Lip Strike

Line	Label	Qty	UOM	Description	Unit	Extended
5	DR8	1	EA	31 13/16 inch X 96 inch, 1 3/4, TMIR6001, Swing, Single, TruStile Interior MDF Door, 1/4" Kerf Cut, Prehung, Bevel Lock Side, LHR, Prime, Wedge, VERIFY HARDWARE COMPATIBILITY WITH KERF PLACEMENT	\$772.20	\$772.20

Layout Configuration = Reverse

\*\*\*\*\*Door Machining Details\*\*\*\*\*

Machine Prep = TruStile Modified Configuration

Machine Prep = Hinges, Lock Bore

Hinges = TruStile Installed

Hinges = Modified Ball Bearing Hinges

Hinges = Brand: TruStile

Hinges = Qty: 4 - Size: 4" x 4" - Corners: Square

Hinges = Locations: Hinge 1: 7", Hinge 2: 33", Hinge 3: 59", Hinge 4: 85"

Hinges = Thickness: 0.130" - Backset: 1/4"

Hinges = Material: Plated Steel

Hinges = Finish: US15-Satin Nickel

Lock Bore = Prep For Hardware

Lock Bore = Standard Single Bore

Lock Bore = Location (ToD): 60" - Location (BoD): 36"

Lock Bore = 2-1/8" Diameter - 2-3/8" On Center Backset - 1" x 2-1/4"

Radius Edge Prep -

\*\*\*\*\*Pre-Hanging Details\*\*\*\*\*

Jamb Fire Rating = Non-Rated

Jamb Opening Type = Interior

Jamb Profile = Flat

Jamb Material = Finger Joint Poplar (Paint-Grade) (Primed)

Jamb Edge = Radius

Jamb Thickness = 3/4

Jamb Width = 4 9/16

Jamb Stop Profile = Ogee

Jamb Stop Material = Finger Joint Poplar (Paint-Grade) (Primed)

Jamb Stop Width = 1 1/2"

Jamb Stop Thickness = 3/8"

Jamb Leg Extension = 7/8"

\*\*\*\*\*Jamb Machining Details\*\*\*\*\*

Jamb Leg Prep = Hinge Prep: Standard Hinge

Jamb Leg Prep = Lock Bore Strike: 2-1/4" Radius Lip Strike

Line	Label	Qty	UOM	Description	Unit	Extended
6	DR9	1	EA	27 13/16 inch X 96 inch, 1 3/4, TMIR6001, Swing, Single, TruStile Interior MDF Door, 1/4" Kerf Cut, Prehung, Bevel Lock Side, LH, Prime, Wedge, VERIFY HARDWARE COMPATIBILITY WITH KERF PLACEMENT	\$768.34	\$768.34

Layout Configuration = Reverse

\*\*\*\*\*Door Machining Details\*\*\*\*\*

Machine Prep = TruStile Modified Configuration

Machine Prep = Hinges, Lock Bore

Hinges = TruStile Installed

Hinges = Modified Ball Bearing Hinges

Hinges = Brand: TruStile

Hinges = Qty: 4 - Size: 4" x 4" - Corners: Square

Hinges = Locations: Hinge 1: 7", Hinge 2: 33", Hinge 3: 59", Hinge 4: 85"

Hinges = Thickness: 0.130" - Backset: 1/4"

Hinges = Material: Plated Steel

Hinges = Finish: US15-Satin Nickel

Lock Bore = Prep For Hardware

Lock Bore = Standard Single Bore

Lock Bore = Location (ToD): 60" - Location (BoD): 36"

Lock Bore = 2-1/8" Diameter - 2-3/8" On Center Backset - 1" x 2-1/4"

Radius Edge Prep -

\*\*\*\*\*Pre-Hanging Details\*\*\*\*\*

Jamb Fire Rating = Non-Rated

Jamb Opening Type = Interior

Jamb Profile = Flat

Jamb Material = Finger Joint Poplar (Paint-Grade) (Primed)

Jamb Edge = Radius

Jamb Thickness = 3/4

Jamb Width = 4 9/16

Jamb Stop Profile = Ogee

Jamb Stop Material = Finger Joint Poplar (Paint-Grade) (Primed)

Jamb Stop Width = 1 1/2"

Jamb Stop Thickness = 3/8"

Jamb Leg Extension = 7/8"

\*\*\*\*\*Jamb Machining Details\*\*\*\*\*

Jamb Leg Prep = Hinge Prep: Standard Hinge

Jamb Leg Prep = Lock Bore Strike: 2-1/4" Radius Lip Strike

Line	Label	Qty	UOM	Description	Unit	Extended
7	DR10	1	EA	27 13/16 inch X 96 inch, 1 3/4, TMIR6001, Swing, Single, TruStile Interior MDF Door, 1/4" Kerf Cut, Prehung, Bevel Lock Side, RHR, Prime, Wedge, VERIFY HARDWARE COMPATIBILITY WITH KERF PLACEMENT	\$768.34	\$768.34

Layout Configuration = Reverse

\*\*\*\*\*Door Machining Details\*\*\*\*\*

Machine Prep = TruStile Modified Configuration

Machine Prep = Hinges, Lock Bore

Hinges = TruStile Installed

Hinges = Modified Ball Bearing Hinges

Hinges = Brand: TruStile

Hinges = Qty: 4 - Size: 4" x 4" - Corners: Square

Hinges = Locations: Hinge 1: 7", Hinge 2: 33", Hinge 3: 59", Hinge 4: 85"

Hinges = Thickness: 0.130" - Backset: 1/4"

Hinges = Material: Plated Steel

Hinges = Finish: US15-Satin Nickel

Lock Bore = Prep For Hardware

Lock Bore = Standard Single Bore

Lock Bore = Location (ToD): 60" - Location (BoD): 36"

Lock Bore = 2-1/8" Diameter - 2-3/8" On Center Backset - 1" x 2-1/4"

Radius Edge Prep -

\*\*\*\*\*Pre-Hanging Details\*\*\*\*\*

Jamb Fire Rating = Non-Rated

Jamb Opening Type = Interior

Jamb Profile = Flat

Jamb Material = Finger Joint Poplar (Paint-Grade) (Primed)

Jamb Edge = Radius

Jamb Thickness = 3/4

Jamb Width = 4 9/16

Jamb Stop Profile = Ogee

Jamb Stop Material = Finger Joint Poplar (Paint-Grade) (Primed)

Jamb Stop Width = 1 1/2"

Jamb Stop Thickness = 3/8"

Jamb Leg Extension = 7/8"

\*\*\*\*\*Jamb Machining Details\*\*\*\*\*

Jamb Leg Prep = Hinge Prep: Standard Hinge

Jamb Leg Prep = Lock Bore Strike: 2-1/4" Radius Lip Strike

Line	Label	Qty	UOM	Description	Unit	Extended
8	DR11	1	EA	13 13/16 inch X 96 inch (Per Leaf), 1 3/4, TMIR6001, Swing, Pair, TruStile Interior MDF Door, 1/4" Kerf Cut, Prehung, Bevel Meeting Stiles, Center Meet Pair Reverse, Prime, Wedge	\$1,487.31	\$1,487.31

Layout Configuration = Reverse  
T-Astragal = No Astragal

\*\*\*\*\*Door Machining Details\*\*\*\*\*

Machine Prep = TruStile Modified Configuration  
Machine Prep = Hinges, Magnetic Catch

Hinges = TruStile Installed  
Hinges = Modified Ball Bearing Hinges  
Hinges = Brand: TruStile  
Hinges = Qty: 4 per leaf - Size: 4" x 4" - Corners: Square  
Hinges = Locations: Hinge 1: 7", Hinge 2: 33", Hinge 3: 59", Hinge 4:  
85"  
Hinges = Thickness: 0.130" - Backset: 1/4"  
Hinges = Material: Plated Steel  
Hinges = Finish: US15-Satin Nickel

Magnetic Catch = TruStile Supplied  
Magnetic Catch = Standard Magnetic Catch  
Magnetic Catch = Prep on Top of Door  
Magnetic Catch = Brand: Precision, Model: PLS24PRO, Template:  
PLS24PRO, Template Revision: N/A  
Magnetic Catch = Backset: 2 3/4" From Edge of Door

\*\*\*\*\*Pre-Hanging Details\*\*\*\*\*

Jamb Fire Rating = Non-Rated  
Jamb Opening Type = Interior  
Jamb Profile = Flat  
Jamb Material = Finger Joint Poplar (Paint-Grade) (Primed)  
Jamb Edge = Radius  
Jamb Thickness = 3/4  
Jamb Width = 4 9/16  
Jamb Stop Profile = Ogee  
Jamb Stop Material = Finger Joint Poplar (Paint-Grade) (Primed)  
Jamb Stop Width = 1 1/2"  
Jamb Stop Thickness = 3/8"  
Jamb Leg Extension = 7/8"

\*\*\*\*\* Jamb Machining Details\*\*\*\*\*

Jamb Head Prep = Jamb Magnetic Catch: See Template  
Jamb Leg Prep = Hinge Prep: Standard Hinge

Line	Label	Qty	UOM	Description	Unit	Extended
9	DR12	1	EA	31 13/16 inch X 96 inch, 1 3/4, TMIR6001, Swing, Single, TruStile Interior MDF Door, 1/4" Kerf Cut, Prehung, Bevel Lock Side, LH, Prime, Wedge, VERIFY HARDWARE COMPATIBILITY WITH KERF PLACEMENT	\$772.20	\$772.20



Layout Configuration = Reverse

\*\*\*\*\*Door Machining Details\*\*\*\*\*

Machine Prep = TruStile Modified Configuration

Machine Prep = Hinges, Lock Bore

Hinges = TruStile Installed

Hinges = Modified Ball Bearing Hinges

Hinges = Brand: TruStile

Hinges = Qty: 4 - Size: 4" x 4" - Corners: Square

Hinges = Locations: Hinge 1: 7", Hinge 2: 33", Hinge 3: 59", Hinge 4: 85"

Hinges = Thickness: 0.130" - Backset: 1/4"

Hinges = Material: Plated Steel

Hinges = Finish: US15-Satin Nickel

Lock Bore = Prep For Hardware

Lock Bore = Standard Single Bore

Lock Bore = Location (ToD): 60" - Location (BoD): 36"

Lock Bore = 2-1/8" Diameter - 2-3/8" On Center Backset - 1" x 2-1/4"

Radius Edge Prep -

\*\*\*\*\*Pre-Hanging Details\*\*\*\*\*

Jamb Fire Rating = Non-Rated

Jamb Opening Type = Interior

Jamb Profile = Flat

Jamb Material = Finger Joint Poplar (Paint-Grade) (Primed)

Jamb Edge = Radius

Jamb Thickness = 3/4

Jamb Width = 4 9/16

Jamb Stop Profile = Ogee

Jamb Stop Material = Finger Joint Poplar (Paint-Grade) (Primed)

Jamb Stop Width = 1 1/2"

Jamb Stop Thickness = 3/8"

Jamb Leg Extension = 7/8"

\*\*\*\*\*Jamb Machining Details\*\*\*\*\*

Jamb Leg Prep = Hinge Prep: Standard Hinge

Jamb Leg Prep = Lock Bore Strike: 2-1/4" Radius Lip Strike

Line	Label	Qty	UOM	Description	Unit	Extended
10	DR13	1	EA	35 13/16 inch X 96 inch, 1 3/4, TMIR6001, Swing, Single, TruStile Interior MDF Door, 1/4" Kerf Cut, Prehung, Bevel Lock Side, LH, Prime, Wedge, VERIFY HARDWARE COMPATIBILITY WITH KERF PLACEMENT	\$784.54	\$784.54

Layout Configuration = Reverse

\*\*\*\*\*Door Machining Details\*\*\*\*\*

Machine Prep = TruStile Modified Configuration

Machine Prep = Hinges, Lock Bore

Hinges = TruStile Installed

Hinges = Modified Ball Bearing Hinges

Hinges = Brand: TruStile

Hinges = Qty: 4 - Size: 4" x 4" - Corners: Square

Hinges = Locations: Hinge 1: 7", Hinge 2: 33", Hinge 3: 59", Hinge 4: 85"

Hinges = Thickness: 0.130" - Backset: 1/4"

Hinges = Material: Plated Steel

Hinges = Finish: US15-Satin Nickel

Lock Bore = Prep For Hardware

Lock Bore = Standard Single Bore

Lock Bore = Location (ToD): 60" - Location (BoD): 36"

Lock Bore = 2-1/8" Diameter - 2-3/8" On Center Backset - 1" x 2-1/4"

Radius Edge Prep -

\*\*\*\*\*Pre-Hanging Details\*\*\*\*\*

Jamb Fire Rating = Non-Rated

Jamb Opening Type = Interior

Jamb Profile = Flat

Jamb Material = Finger Joint Poplar (Paint-Grade) (Primed)

Jamb Edge = Radius

Jamb Thickness = 3/4

Jamb Width = 4 9/16

Jamb Stop Profile = Ogee

Jamb Stop Material = Finger Joint Poplar (Paint-Grade) (Primed)

Jamb Stop Width = 1 1/2"

Jamb Stop Thickness = 3/8"

Jamb Leg Extension = 7/8"

\*\*\*\*\*Jamb Machining Details\*\*\*\*\*

Jamb Leg Prep = Hinge Prep: Standard Hinge

Jamb Leg Prep = Lock Bore Strike: 2-1/4" Radius Lip Strike

Line	Label	Qty	UOM	Description	Unit	Extended
11	DR14	1	EA	17 13/16 inch X 96 inch (Per Leaf), 1 3/4, TMIR6001, Swing, Pair, TruStile Interior MDF Door, 1/4" Kerf Cut, Prehung, Bevel Meeting Stiles, Center Meet Pair Reverse, Prime, Wedge	\$1,487.31	\$1,487.31

Layout Configuration = Reverse  
T-Astragal = No Astragal

\*\*\*\*\*Door Machining Details\*\*\*\*\*

Machine Prep = TruStile Modified Configuration  
Machine Prep = Hinges, Magnetic Catch

Hinges = TruStile Installed  
Hinges = Modified Ball Bearing Hinges  
Hinges = Brand: TruStile  
Hinges = Qty: 4 per leaf - Size: 4" x 4" - Corners: Square  
Hinges = Locations: Hinge 1: 7", Hinge 2: 33", Hinge 3: 59", Hinge 4:  
85"  
Hinges = Thickness: 0.130" - Backset: 1/4"  
Hinges = Material: Plated Steel  
Hinges = Finish: US15-Satin Nickel

Magnetic Catch = TruStile Supplied  
Magnetic Catch = Standard Magnetic Catch  
Magnetic Catch = Prep on Top of Door  
Magnetic Catch = Brand: Precision, Model: PLS24PRO, Template:  
PLS24PRO, Template Revision: N/A  
Magnetic Catch = Backset: 2 3/4" From Edge of Door

\*\*\*\*\*Pre-Hanging Details\*\*\*\*\*

Jamb Fire Rating = Non-Rated  
Jamb Opening Type = Interior  
Jamb Profile = Flat  
Jamb Material = Finger Joint Poplar (Paint-Grade) (Primed)  
Jamb Edge = Radius  
Jamb Thickness = 3/4  
Jamb Width = 4 9/16  
Jamb Stop Profile = Ogee  
Jamb Stop Material = Finger Joint Poplar (Paint-Grade) (Primed)  
Jamb Stop Width = 1 1/2"  
Jamb Stop Thickness = 3/8"  
Jamb Leg Extension = 7/8"

\*\*\*\*\* Jamb Machining Details\*\*\*\*\*

Jamb Head Prep = Jamb Magnetic Catch: See Template  
Jamb Leg Prep = Hinge Prep: Standard Hinge

Line	Label	Qty	UOM	Description	Unit	Extended
12	DR15	1	EA	31 13/16 inch X 96 inch, 1 3/4, TMIR6001, Swing, Single, TruStile Interior MDF Door, 1/4" Kerf Cut, Prehung, Bevel Lock Side, LH, Prime, Wedge, VERIFY HARDWARE COMPATIBILITY WITH KERF PLACEMENT	\$772.20	\$772.20

Layout Configuration = Reverse

\*\*\*\*\*Door Machining Details\*\*\*\*\*

Machine Prep = TruStile Modified Configuration

Machine Prep = Hinges, Lock Bore

Hinges = TruStile Installed

Hinges = Modified Ball Bearing Hinges

Hinges = Brand: TruStile

Hinges = Qty: 4 - Size: 4" x 4" - Corners: Square

Hinges = Locations: Hinge 1: 7", Hinge 2: 33", Hinge 3: 59", Hinge 4: 85"

Hinges = Thickness: 0.130" - Backset: 1/4"

Hinges = Material: Plated Steel

Hinges = Finish: US15-Satin Nickel

Lock Bore = Prep For Hardware

Lock Bore = Standard Single Bore

Lock Bore = Location (ToD): 60" - Location (BoD): 36"

Lock Bore = 2-1/8" Diameter - 2-3/8" On Center Backset - 1" x 2-1/4"

Radius Edge Prep -

\*\*\*\*\*Pre-Hanging Details\*\*\*\*\*

Jamb Fire Rating = Non-Rated

Jamb Opening Type = Interior

Jamb Profile = Flat

Jamb Material = Finger Joint Poplar (Paint-Grade) (Primed)

Jamb Edge = Radius

Jamb Thickness = 3/4

Jamb Width = 4 9/16

Jamb Stop Profile = Ogee

Jamb Stop Material = Finger Joint Poplar (Paint-Grade) (Primed)

Jamb Stop Width = 1 1/2"

Jamb Stop Thickness = 3/8"

Jamb Leg Extension = 7/8"

\*\*\*\*\*Jamb Machining Details\*\*\*\*\*

Jamb Leg Prep = Hinge Prep: Standard Hinge

Jamb Leg Prep = Lock Bore Strike: 2-1/4" Radius Lip Strike

Line	Label	Qty	UOM	Description	Unit	Extended
13	DR16	1	EA	13 13/16 inch X 96 inch (Per Leaf), 1 3/4, TMIR6001, Swing, Pair, TruStile Interior MDF Door, 1/4" Kerf Cut, Prehung, Bevel Meeting Stiles, Center Meet Pair Reverse, Prime, Wedge	\$1,487.31	\$1,487.31

Layout Configuration = Reverse  
T-Astragal = No Astragal

\*\*\*\*\*Door Machining Details\*\*\*\*\*

Machine Prep = TruStile Modified Configuration  
Machine Prep = Hinges, Magnetic Catch

Hinges = TruStile Installed  
Hinges = Modified Ball Bearing Hinges  
Hinges = Brand: TruStile  
Hinges = Qty: 4 per leaf - Size: 4" x 4" - Corners: Square  
Hinges = Locations: Hinge 1: 7", Hinge 2: 33", Hinge 3: 59", Hinge 4:  
85"  
Hinges = Thickness: 0.130" - Backset: 1/4"  
Hinges = Material: Plated Steel  
Hinges = Finish: US15-Satin Nickel

Magnetic Catch = TruStile Supplied  
Magnetic Catch = Standard Magnetic Catch  
Magnetic Catch = Prep on Top of Door  
Magnetic Catch = Brand: Precision, Model: PLS24PRO, Template:  
PLS24PRO, Template Revision: N/A  
Magnetic Catch = Backset: 2 3/4" From Edge of Door

\*\*\*\*\*Pre-Hanging Details\*\*\*\*\*

Jamb Fire Rating = Non-Rated  
Jamb Opening Type = Interior  
Jamb Profile = Flat  
Jamb Material = Finger Joint Poplar (Paint-Grade) (Primed)  
Jamb Edge = Radius  
Jamb Thickness = 3/4  
Jamb Width = 4 9/16  
Jamb Stop Profile = Ogee  
Jamb Stop Material = Finger Joint Poplar (Paint-Grade) (Primed)  
Jamb Stop Width = 1 1/2"  
Jamb Stop Thickness = 3/8"  
Jamb Leg Extension = 7/8"

\*\*\*\*\* Jamb Machining Details\*\*\*\*\*

Jamb Head Prep = Jamb Magnetic Catch: See Template  
Jamb Leg Prep = Hinge Prep: Standard Hinge

Line	Label	Qty	UOM	Description	Unit	Extended
14	DR17	1	EA	27 13/16 inch X 96 inch, 1 3/4, TMIR6001, Swing, Single, TruStile Interior MDF Door, 1/4" Kerf Cut, Prehung, Bevel Lock Side, RH, Prime, Wedge, VERIFY HARDWARE COMPATIBILITY WITH KERF PLACEMENT	\$768.34	\$768.34

Layout Configuration = Reverse

\*\*\*\*\*Door Machining Details\*\*\*\*\*

Machine Prep = TruStile Modified Configuration

Machine Prep = Hinges, Lock Bore

Hinges = TruStile Installed

Hinges = Modified Ball Bearing Hinges

Hinges = Brand: TruStile

Hinges = Qty: 4 - Size: 4" x 4" - Corners: Square

Hinges = Locations: Hinge 1: 7", Hinge 2: 33", Hinge 3: 59", Hinge 4: 85"

Hinges = Thickness: 0.130" - Backset: 1/4"

Hinges = Material: Plated Steel

Hinges = Finish: US15-Satin Nickel

Lock Bore = Prep For Hardware

Lock Bore = Standard Single Bore

Lock Bore = Location (ToD): 60" - Location (BoD): 36"

Lock Bore = 2-1/8" Diameter - 2-3/8" On Center Backset - 1" x 2-1/4"

Radius Edge Prep -

\*\*\*\*\*Pre-Hanging Details\*\*\*\*\*

Jamb Fire Rating = Non-Rated

Jamb Opening Type = Interior

Jamb Profile = Flat

Jamb Material = Finger Joint Poplar (Paint-Grade) (Primed)

Jamb Edge = Radius

Jamb Thickness = 3/4

Jamb Width = 4 9/16

Jamb Stop Profile = Ogee

Jamb Stop Material = Finger Joint Poplar (Paint-Grade) (Primed)

Jamb Stop Width = 1 1/2"

Jamb Stop Thickness = 3/8"

Jamb Leg Extension = 7/8"

\*\*\*\*\*Jamb Machining Details\*\*\*\*\*

Jamb Leg Prep = Hinge Prep: Standard Hinge

Jamb Leg Prep = Lock Bore Strike: 2-1/4" Radius Lip Strike

Line	Label	Qty	UOM	Description	Unit	Extended
15	DR18	1	EA	27 13/16 inch X 96 inch, 1 3/4, TMIR6001, Swing, Single, TruStile Interior MDF Door, 1/4" Kerf Cut, Prehung, Bevel Lock Side, LHR, Prime, Wedge, VERIFY HARDWARE COMPATIBILITY WITH KERF PLACEMENT	\$768.34	\$768.34

Layout Configuration = Reverse

\*\*\*\*\*Door Machining Details\*\*\*\*\*

Machine Prep = TruStile Modified Configuration

Machine Prep = Hinges, Lock Bore

Hinges = TruStile Installed

Hinges = Modified Ball Bearing Hinges

Hinges = Brand: TruStile

Hinges = Qty: 4 - Size: 4" x 4" - Corners: Square

Hinges = Locations: Hinge 1: 7", Hinge 2: 33", Hinge 3: 59", Hinge 4: 85"

Hinges = Thickness: 0.130" - Backset: 1/4"

Hinges = Material: Plated Steel

Hinges = Finish: US15-Satin Nickel

Lock Bore = Prep For Hardware

Lock Bore = Standard Single Bore

Lock Bore = Location (ToD): 60" - Location (BoD): 36"

Lock Bore = 2-1/8" Diameter - 2-3/8" On Center Backset - 1" x 2-1/4"

Radius Edge Prep -

\*\*\*\*\*Pre-Hanging Details\*\*\*\*\*

Jamb Fire Rating = Non-Rated

Jamb Opening Type = Interior

Jamb Profile = Flat

Jamb Material = Finger Joint Poplar (Paint-Grade) (Primed)

Jamb Edge = Radius

Jamb Thickness = 3/4

Jamb Width = 4 9/16

Jamb Stop Profile = Ogee

Jamb Stop Material = Finger Joint Poplar (Paint-Grade) (Primed)

Jamb Stop Width = 1 1/2"

Jamb Stop Thickness = 3/8"

Jamb Leg Extension = 7/8"

\*\*\*\*\*Jamb Machining Details\*\*\*\*\*

Jamb Leg Prep = Hinge Prep: Standard Hinge

Jamb Leg Prep = Lock Bore Strike: 2-1/4" Radius Lip Strike

Line	Label	Qty	UOM	Description	Unit	Extended
16	DR19	1	EA	27 13/16 inch X 96 inch, 1 3/4, TMIR6001, Swing, Single, TruStile Interior MDF Door, 1/4" Kerf Cut, Prehung, Bevel Lock Side, RHR, Prime, Wedge, VERIFY HARDWARE COMPATIBILITY WITH KERF PLACEMENT	\$768.34	\$768.34

Layout Configuration = Reverse

\*\*\*\*\*Door Machining Details\*\*\*\*\*

Machine Prep = TruStile Modified Configuration

Machine Prep = Hinges, Lock Bore

Hinges = TruStile Installed

Hinges = Modified Ball Bearing Hinges

Hinges = Brand: TruStile

Hinges = Qty: 4 - Size: 4" x 4" - Corners: Square

Hinges = Locations: Hinge 1: 7", Hinge 2: 33", Hinge 3: 59", Hinge 4: 85"

Hinges = Thickness: 0.130" - Backset: 1/4"

Hinges = Material: Plated Steel

Hinges = Finish: US15-Satin Nickel

Lock Bore = Prep For Hardware

Lock Bore = Standard Single Bore

Lock Bore = Location (ToD): 60" - Location (BoD): 36"

Lock Bore = 2-1/8" Diameter - 2-3/8" On Center Backset - 1" x 2-1/4"

Radius Edge Prep -

\*\*\*\*\*Pre-Hanging Details\*\*\*\*\*

Jamb Fire Rating = Non-Rated

Jamb Opening Type = Interior

Jamb Profile = Flat

Jamb Material = Finger Joint Poplar (Paint-Grade) (Primed)

Jamb Edge = Radius

Jamb Thickness = 3/4

Jamb Width = 4 9/16

Jamb Stop Profile = Ogee

Jamb Stop Material = Finger Joint Poplar (Paint-Grade) (Primed)

Jamb Stop Width = 1 1/2"

Jamb Stop Thickness = 3/8"

Jamb Leg Extension = 7/8"

\*\*\*\*\*Jamb Machining Details\*\*\*\*\*

Jamb Leg Prep = Hinge Prep: Standard Hinge

Jamb Leg Prep = Lock Bore Strike: 2-1/4" Radius Lip Strike

Line	Label	Qty	UOM	Description	Unit	Extended
17	DR20	1	EA	33 13/16 inch X 96 inch, 1 3/4, TMIR6001, Swing, Single, TruStile Interior MDF Door, 1/4" Kerf Cut, Prehung, Bevel Lock Side, RH, Prime, Wedge, VERIFY HARDWARE COMPATIBILITY WITH KERF PLACEMENT	\$784.54	\$784.54



Layout Configuration = Reverse

\*\*\*\*\*Door Machining Details\*\*\*\*\*

Machine Prep = TruStile Modified Configuration

Machine Prep = Hinges, Lock Bore

Hinges = TruStile Installed

Hinges = Modified Ball Bearing Hinges

Hinges = Brand: TruStile

Hinges = Qty: 4 - Size: 4" x 4" - Corners: Square

Hinges = Locations: Hinge 1: 7", Hinge 2: 33", Hinge 3: 59", Hinge 4: 85"

Hinges = Thickness: 0.130" - Backset: 1/4"

Hinges = Material: Plated Steel

Hinges = Finish: US15-Satin Nickel

Lock Bore = Prep For Hardware

Lock Bore = Standard Single Bore

Lock Bore = Location (ToD): 60" - Location (BoD): 36"

Lock Bore = 2-1/8" Diameter - 2-3/8" On Center Backset - 1" x 2-1/4"

Radius Edge Prep -

\*\*\*\*\*Pre-Hanging Details\*\*\*\*\*

Jamb Fire Rating = Non-Rated

Jamb Opening Type = Interior

Jamb Profile = Flat

Jamb Material = Finger Joint Poplar (Paint-Grade) (Primed)

Jamb Edge = Radius

Jamb Thickness = 3/4

Jamb Width = 4 9/16

Jamb Stop Profile = Ogee

Jamb Stop Material = Finger Joint Poplar (Paint-Grade) (Primed)

Jamb Stop Width = 1 1/2"

Jamb Stop Thickness = 3/8"

Jamb Leg Extension = 7/8"

\*\*\*\*\*Jamb Machining Details\*\*\*\*\*

Jamb Leg Prep = Hinge Prep: Standard Hinge

Jamb Leg Prep = Lock Bore Strike: 2-1/4" Radius Lip Strike

Line	Label	Qty	UOM	Description	Unit	Extended
18	DR21	1	EA	29 13/16 inch X 96 inch, 1 3/4, TMIR6001, Swing, Single, TruStile Interior MDF Door, 1/4" Kerf Cut, Prehung, Bevel Lock Side, RH, Prime, Wedge, VERIFY HARDWARE COMPATIBILITY WITH KERF PLACEMENT	\$768.34	\$768.34

Layout Configuration = Reverse

\*\*\*\*\*Door Machining Details\*\*\*\*\*

Machine Prep = TruStile Modified Configuration

Machine Prep = Hinges, Lock Bore

Hinges = TruStile Installed

Hinges = Modified Ball Bearing Hinges

Hinges = Brand: TruStile

Hinges = Qty: 4 - Size: 4" x 4" - Corners: Square

Hinges = Locations: Hinge 1: 7", Hinge 2: 33", Hinge 3: 59", Hinge 4: 85"

Hinges = Thickness: 0.130" - Backset: 1/4"

Hinges = Material: Plated Steel

Hinges = Finish: US15-Satin Nickel

Lock Bore = Prep For Hardware

Lock Bore = Standard Single Bore

Lock Bore = Location (ToD): 60" - Location (BoD): 36"

Lock Bore = 2-1/8" Diameter - 2-3/8" On Center Backset - 1" x 2-1/4"

Radius Edge Prep -

\*\*\*\*\*Pre-Hanging Details\*\*\*\*\*

Jamb Fire Rating = Non-Rated

Jamb Opening Type = Interior

Jamb Profile = Flat

Jamb Material = Finger Joint Poplar (Paint-Grade) (Primed)

Jamb Edge = Radius

Jamb Thickness = 3/4

Jamb Width = 4 9/16

Jamb Stop Profile = Ogee

Jamb Stop Material = Finger Joint Poplar (Paint-Grade) (Primed)

Jamb Stop Width = 1 1/2"

Jamb Stop Thickness = 3/8"

Jamb Leg Extension = 7/8"

\*\*\*\*\*Jamb Machining Details\*\*\*\*\*

Jamb Leg Prep = Hinge Prep: Standard Hinge

Jamb Leg Prep = Lock Bore Strike: 2-1/4" Radius Lip Strike

Line	Label	Qty	UOM	Description	Unit	Extended
19	DR22	1	EA	29 inch X 96 inch, 1 3/4, TMIR6001, Pocket, Single, TruStile Interior MDF Door, 1/4" Kerf Cut, RH, Prime, Wedge	\$586.29	\$586.29

Layout Configuration = Reverse

Comments

EXTRA 1" ADDED TO LEFT SIDE .

Line	Label	Qty	UOM	Description	Unit	Extended
20	DR23	1	EA	31 13/16 inch X 96 inch, 1 3/4, TMIR6001, Swing, Single, TruStile Interior MDF Door, 1/4" Kerf Cut, Prehung, Bevel Lock Side, RH, Prime, Wedge, VERIFY HARDWARE COMPATIBILITY WITH KERF PLACEMENT	\$772.20	\$772.20

Layout Configuration = Reverse

\*\*\*\*\*Door Machining Details\*\*\*\*\*

Machine Prep = TruStile Modified Configuration

Machine Prep = Hinges, Lock Bore

Hinges = TruStile Installed

Hinges = Modified Ball Bearing Hinges

Hinges = Brand: TruStile

Hinges = Qty: 4 - Size: 4" x 4" - Corners: Square

Hinges = Locations: Hinge 1: 7", Hinge 2: 33", Hinge 3: 59", Hinge 4: 85"

Hinges = Thickness: 0.130" - Backset: 1/4"

Hinges = Material: Plated Steel

Hinges = Finish: US15-Satin Nickel

Lock Bore = Prep For Hardware

Lock Bore = Standard Single Bore

Lock Bore = Location (ToD): 60" - Location (BoD): 36"

Lock Bore = 2-1/8" Diameter - 2-3/8" On Center Backset - 1" x 2-1/4"

Radius Edge Prep -

\*\*\*\*\*Pre-Hanging Details\*\*\*\*\*

Jamb Fire Rating = Non-Rated

Jamb Opening Type = Interior

Jamb Profile = Flat

Jamb Material = Finger Joint Poplar (Paint-Grade) (Primed)

Jamb Edge = Radius

Jamb Thickness = 3/4

Jamb Width = 4 9/16

Jamb Stop Profile = Ogee

Jamb Stop Material = Finger Joint Poplar (Paint-Grade) (Primed)

Jamb Stop Width = 1 1/2"

Jamb Stop Thickness = 3/8"

Jamb Leg Extension = 7/8"

\*\*\*\*\*Jamb Machining Details\*\*\*\*\*

Jamb Leg Prep = Hinge Prep: Standard Hinge

Jamb Leg Prep = Lock Bore Strike: 2-1/4" Radius Lip Strike

Line	Label	Qty	UOM	Description	Unit	Extended
21	DR24	1	EA	31 13/16 inch X 96 inch, 1 3/4, TMIR6001, Swing, Single, TruStile Interior MDF Door, 1/4" Kerf Cut, Prehung, Bevel Lock Side, RH, Prime, Wedge, VERIFY HARDWARE COMPATIBILITY WITH KERF PLACEMENT	\$772.20	\$772.20

Layout Configuration = Reverse

\*\*\*\*\*Door Machining Details\*\*\*\*\*

Machine Prep = TruStile Modified Configuration

Machine Prep = Hinges, Lock Bore

Hinges = TruStile Installed

Hinges = Modified Ball Bearing Hinges

Hinges = Brand: TruStile

Hinges = Qty: 4 - Size: 4" x 4" - Corners: Square

Hinges = Locations: Hinge 1: 7", Hinge 2: 33", Hinge 3: 59", Hinge 4: 85"

Hinges = Thickness: 0.130" - Backset: 1/4"

Hinges = Material: Plated Steel

Hinges = Finish: US15-Satin Nickel

Lock Bore = Prep For Hardware

Lock Bore = Standard Single Bore

Lock Bore = Location (ToD): 60" - Location (BoD): 36"

Lock Bore = 2-1/8" Diameter - 2-3/8" On Center Backset - 1" x 2-1/4"

Radius Edge Prep -

\*\*\*\*\*Pre-Hanging Details\*\*\*\*\*

Jamb Fire Rating = Non-Rated

Jamb Opening Type = Interior

Jamb Profile = Flat

Jamb Material = Finger Joint Poplar (Paint-Grade) (Primed)

Jamb Edge = Radius

Jamb Thickness = 3/4

Jamb Width = 4 9/16

Jamb Stop Profile = Ogee

Jamb Stop Material = Finger Joint Poplar (Paint-Grade) (Primed)

Jamb Stop Width = 1 1/2"

Jamb Stop Thickness = 3/8"

Jamb Leg Extension = 7/8"

\*\*\*\*\*Jamb Machining Details\*\*\*\*\*

Jamb Leg Prep = Hinge Prep: Standard Hinge

Jamb Leg Prep = Lock Bore Strike: 2-1/4" Radius Lip Strike

Line	Label	Qty	UOM	Description	Unit	Extended
22	DR25	1	EA	15 13/16 inch X 96 inch (Per Leaf), 1 3/4, TMIR6001, Swing, Pair, TruStile Interior MDF Door, 1/4" Kerf Cut, Prehung, Bevel Meeting Stiles, Center Meet Pair, Prime, Wedge	\$1,487.31	\$1,487.31

Layout Configuration = Reverse  
T-Astragal = No Astragal

\*\*\*\*\*Door Machining Details\*\*\*\*\*

Machine Prep = TruStile Modified Configuration  
Machine Prep = Hinges, Magnetic Catch

Hinges = TruStile Installed  
Hinges = Modified Ball Bearing Hinges  
Hinges = Brand: TruStile  
Hinges = Qty: 4 per leaf - Size: 4" x 4" - Corners: Square  
Hinges = Locations: Hinge 1: 7", Hinge 2: 33", Hinge 3: 59", Hinge 4:  
85"  
Hinges = Thickness: 0.130" - Backset: 1/4"  
Hinges = Material: Plated Steel  
Hinges = Finish: US15-Satin Nickel

Magnetic Catch = TruStile Supplied  
Magnetic Catch = Standard Magnetic Catch  
Magnetic Catch = Prep on Top of Door  
Magnetic Catch = Brand: Precision, Model: PLS24PRO, Template:  
PLS24PRO, Template Revision: N/A  
Magnetic Catch = Backset: 2 3/4" From Edge of Door

\*\*\*\*\*Pre-Hanging Details\*\*\*\*\*

Jamb Fire Rating = Non-Rated  
Jamb Opening Type = Interior  
Jamb Profile = Flat  
Jamb Material = Finger Joint Poplar (Paint-Grade) (Primed)  
Jamb Edge = Radius  
Jamb Thickness = 3/4  
Jamb Width = 4 9/16  
Jamb Stop Profile = Ogee  
Jamb Stop Material = Finger Joint Poplar (Paint-Grade) (Primed)  
Jamb Stop Width = 1 1/2"  
Jamb Stop Thickness = 3/8"  
Jamb Leg Extension = 7/8"

\*\*\*\*\* Jamb Machining Details\*\*\*\*\*

Jamb Head Prep = Jamb Magnetic Catch: See Template  
Jamb Leg Prep = Hinge Prep: Standard Hinge

Line	Label	Qty	UOM	Description	Unit	Extended
23	DR26	1	EA	33 13/16 inch X 96 inch, 1 3/4, TMIR6001, Swing, Single, TruStile Interior MDF Door, 1/4" Kerf Cut, Prehung, Bevel Lock Side, RH, Prime, Wedge, VERIFY HARDWARE COMPATIBILITY WITH KERF PLACEMENT	\$784.54	\$784.54

Layout Configuration = Reverse

\*\*\*\*\*Door Machining Details\*\*\*\*\*

Machine Prep = TruStile Modified Configuration

Machine Prep = Hinges, Lock Bore

Hinges = TruStile Installed

Hinges = Modified Ball Bearing Hinges

Hinges = Brand: TruStile

Hinges = Qty: 4 - Size: 4" x 4" - Corners: Square

Hinges = Locations: Hinge 1: 7", Hinge 2: 33", Hinge 3: 59", Hinge 4: 85"

Hinges = Thickness: 0.130" - Backset: 1/4"

Hinges = Material: Plated Steel

Hinges = Finish: US15-Satin Nickel

Lock Bore = Prep For Hardware

Lock Bore = Standard Single Bore

Lock Bore = Location (ToD): 60" - Location (BoD): 36"

Lock Bore = 2-1/8" Diameter - 2-3/8" On Center Backset - 1" x 2-1/4"

Radius Edge Prep -

\*\*\*\*\*Pre-Hanging Details\*\*\*\*\*

Jamb Fire Rating = Non-Rated

Jamb Opening Type = Interior

Jamb Profile = Flat

Jamb Material = Finger Joint Poplar (Paint-Grade) (Primed)

Jamb Edge = Radius

Jamb Thickness = 3/4

Jamb Width = 4 9/16

Jamb Stop Profile = Ogee

Jamb Stop Material = Finger Joint Poplar (Paint-Grade) (Primed)

Jamb Stop Width = 1 1/2"

Jamb Stop Thickness = 3/8"

Jamb Leg Extension = 7/8"

\*\*\*\*\*Jamb Machining Details\*\*\*\*\*

Jamb Leg Prep = Hinge Prep: Standard Hinge

Jamb Leg Prep = Lock Bore Strike: 2-1/4" Radius Lip Strike

Line	Label	Qty	UOM	Description	Unit	Extended
24	DR27	1	EA	35 13/16 inch X 96 inch, 1 3/4, TMIR6001, Swing, Single, TruStile Interior MDF Door, 1/4" Kerf Cut, Prehung, Bevel Lock Side, RHR, Prime, Wedge, VERIFY HARDWARE COMPATIBILITY WITH KERF PLACEMENT	\$784.54	\$784.54

Layout Configuration = Reverse

\*\*\*\*\*Door Machining Details\*\*\*\*\*

Machine Prep = TruStile Modified Configuration

Machine Prep = Hinges, Lock Bore

Hinges = TruStile Installed

Hinges = Modified Ball Bearing Hinges

Hinges = Brand: TruStile

Hinges = Qty: 4 - Size: 4" x 4" - Corners: Square

Hinges = Locations: Hinge 1: 7", Hinge 2: 33", Hinge 3: 59", Hinge 4: 85"

Hinges = Thickness: 0.130" - Backset: 1/4"

Hinges = Material: Plated Steel

Hinges = Finish: US15-Satin Nickel

Lock Bore = Prep For Hardware

Lock Bore = Standard Single Bore

Lock Bore = Location (ToD): 60" - Location (BoD): 36"

Lock Bore = 2-1/8" Diameter - 2-3/8" On Center Backset - 1" x 2-1/4"

Radius Edge Prep -

\*\*\*\*\*Pre-Hanging Details\*\*\*\*\*

Jamb Fire Rating = Non-Rated

Jamb Opening Type = Interior

Jamb Profile = Flat

Jamb Material = Finger Joint Poplar (Paint-Grade) (Primed)

Jamb Edge = Radius

Jamb Thickness = 3/4

Jamb Width = 4 9/16

Jamb Stop Profile = Ogee

Jamb Stop Material = Finger Joint Poplar (Paint-Grade) (Primed)

Jamb Stop Width = 1 1/2"

Jamb Stop Thickness = 3/8"

Jamb Leg Extension = 7/8"

\*\*\*\*\*Jamb Machining Details\*\*\*\*\*

Jamb Leg Prep = Hinge Prep: Standard Hinge

Jamb Leg Prep = Lock Bore Strike: 2-1/4" Radius Lip Strike

Line	Label	Qty	UOM	Description	Unit	Extended
25	DR28	1	EA	31 13/16 inch X 96 inch, 1 3/4, TMIR6001, Swing, Single, TruStile Interior MDF Door, 1/4" Kerf Cut, Prehung, Bevel Lock Side, LH, Prime, Wedge, VERIFY HARDWARE COMPATIBILITY WITH KERF PLACEMENT	\$772.20	\$772.20

Layout Configuration = Reverse

\*\*\*\*\*Door Machining Details\*\*\*\*\*

Machine Prep = TruStile Modified Configuration

Machine Prep = Hinges, Lock Bore

Hinges = TruStile Installed

Hinges = Modified Ball Bearing Hinges

Hinges = Brand: TruStile

Hinges = Qty: 4 - Size: 4" x 4" - Corners: Square

Hinges = Locations: Hinge 1: 7", Hinge 2: 33", Hinge 3: 59", Hinge 4: 85"

Hinges = Thickness: 0.130" - Backset: 1/4"

Hinges = Material: Plated Steel

Hinges = Finish: US15-Satin Nickel

Lock Bore = Prep For Hardware

Lock Bore = Standard Single Bore

Lock Bore = Location (ToD): 60" - Location (BoD): 36"

Lock Bore = 2-1/8" Diameter - 2-3/8" On Center Backset - 1" x 2-1/4"

Radius Edge Prep -

\*\*\*\*\*Pre-Hanging Details\*\*\*\*\*

Jamb Fire Rating = Non-Rated

Jamb Opening Type = Interior

Jamb Profile = Flat

Jamb Material = Finger Joint Poplar (Paint-Grade) (Primed)

Jamb Edge = Radius

Jamb Thickness = 3/4

Jamb Width = 4 9/16

Jamb Stop Profile = Ogee

Jamb Stop Material = Finger Joint Poplar (Paint-Grade) (Primed)

Jamb Stop Width = 1 1/2"

Jamb Stop Thickness = 3/8"

Jamb Leg Extension = 7/8"

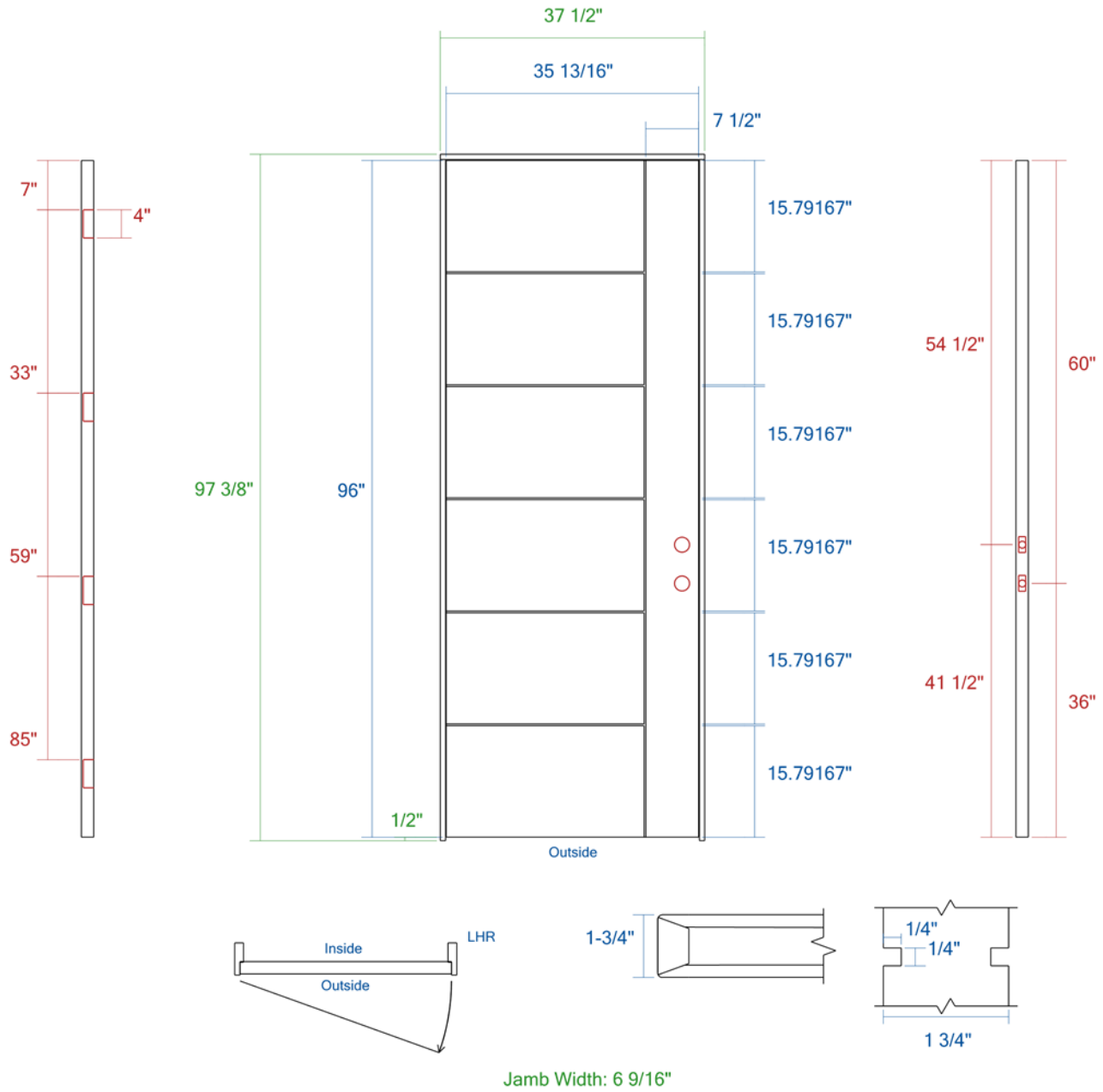
\*\*\*\*\*Jamb Machining Details\*\*\*\*\*

Jamb Leg Prep = Hinge Prep: Standard Hinge

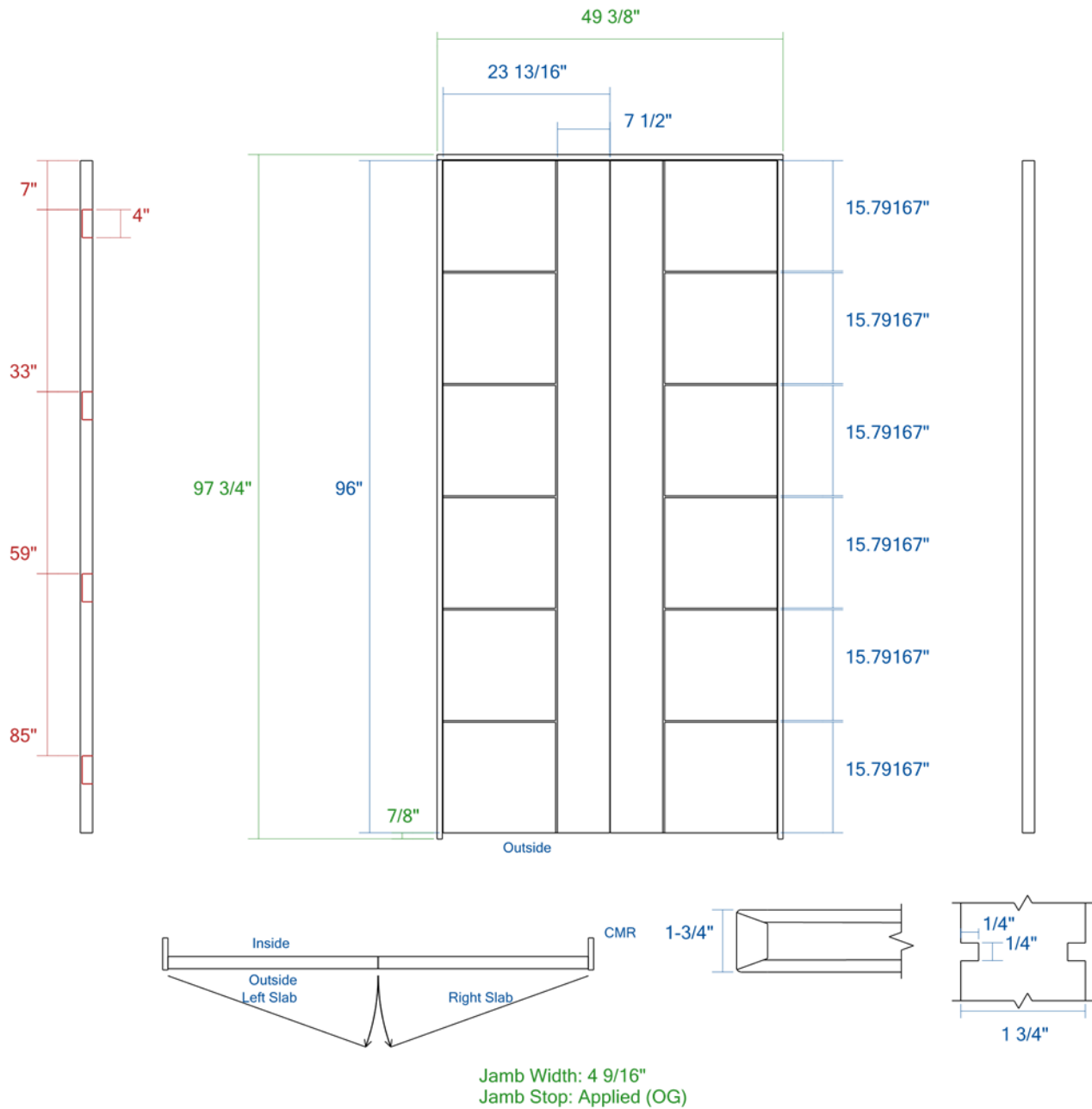
Jamb Leg Prep = Lock Bore Strike: 2-1/4" Radius Lip Strike

Line	Label	Qty	UOM	Description	Unit	Extended
26		1	EA	Manufacturer's Freight for 31 Doors	\$421.43	\$421.43
					Tax (6.00%):	\$1,453.62
Total Units:		25				Total: \$25,680.56

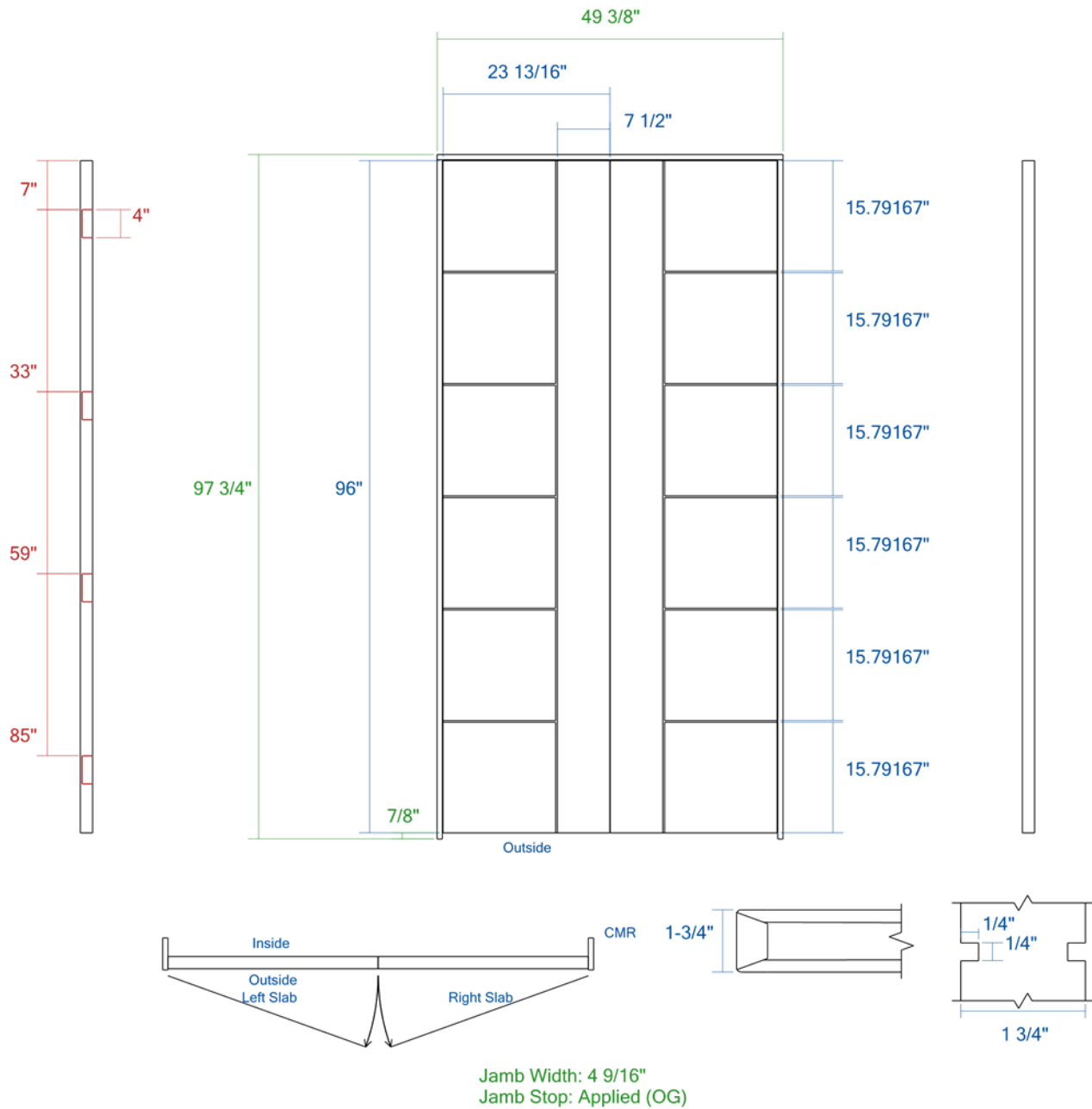




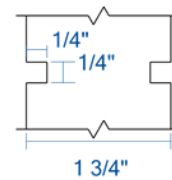
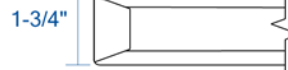
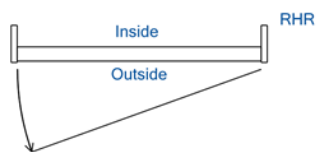
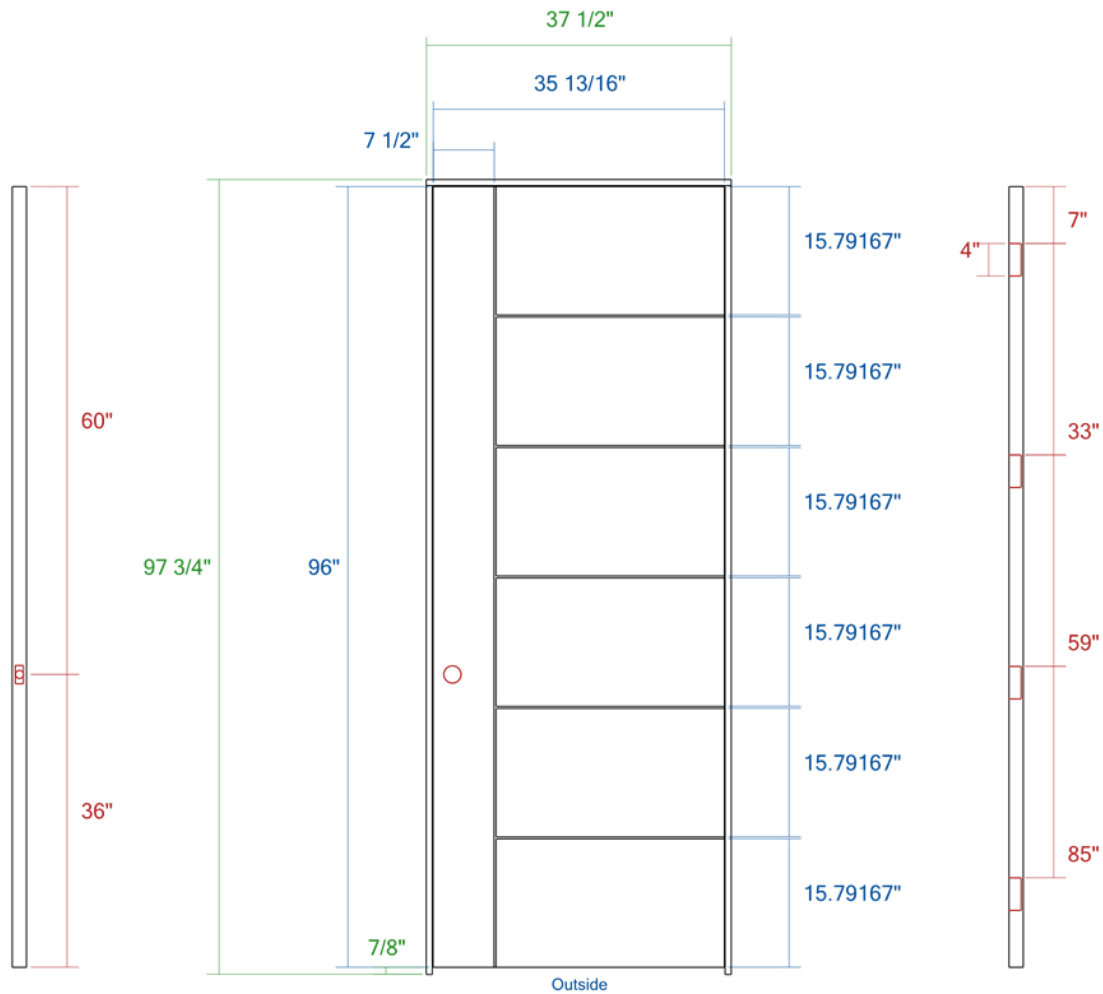
Door Style	Sticking	Panel	Material	Glass	Fire Rating	Grade
TMIR6001	14Kerf	NA	MDF	N/A	Non-Rated	Interior
Quote #: SQDRQ000370-1				Line #: 1 - DR4		
Ervin Architectural Products				Entered By: David Canton		
Approval (sign here):				Created On: 12/09/2021		



Door Style	Sticking	Panel	Material	Glass	Fire Rating	Grade
TMIR6001	14Kerf	NA	MDF	N/A	Non-Rated	Interior
Quote #: SQDRQ000370-1				Line #: 2 - DR5		
Ervin Architectural Products				Entered By: David Canton		
Approval (sign here):				Created On: 12/09/2021		

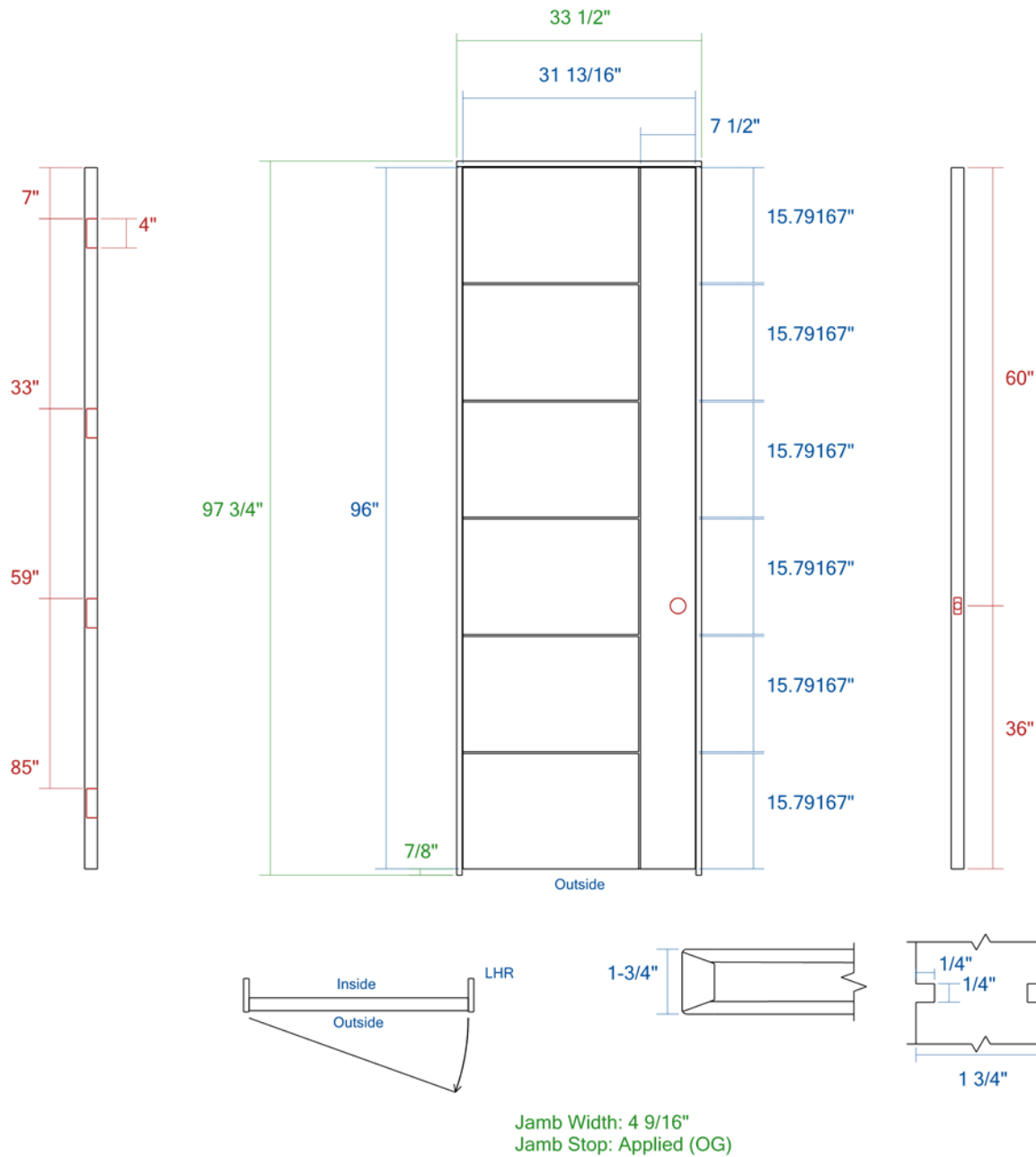


Door Style	Sticking	Panel	Material	Glass	Fire Rating	Grade
TMIR6001	14Kerf	NA	MDF	N/A	Non-Rated	Interior
Quote #: SQDRQ000370-1				Line #: 3 - DR6		
Ervin Architectural Products				Entered By: David Canton		
Approval (sign here):				Created On: 12/09/2021		

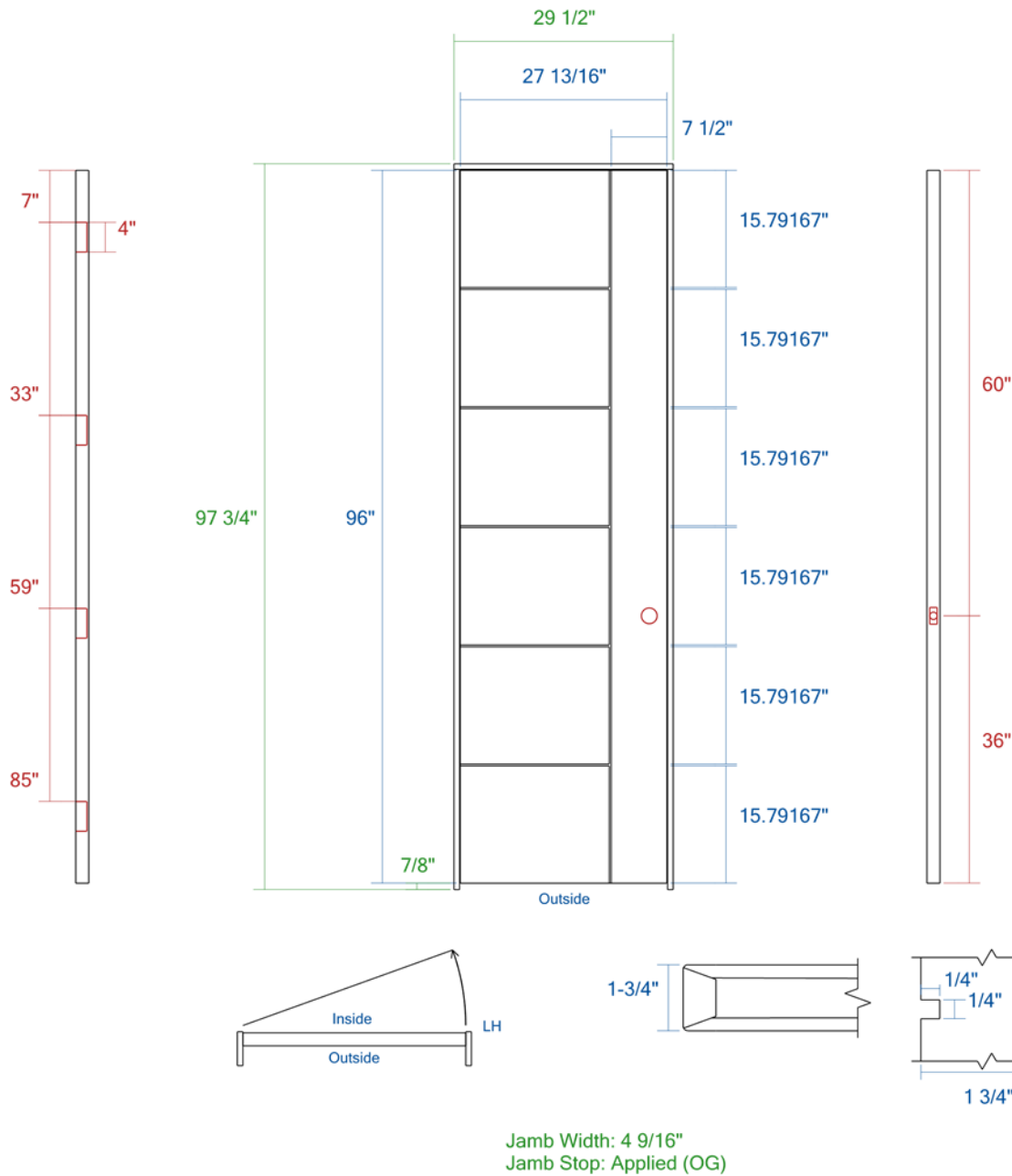


Jamb Width: 4 9/16"  
Jamb Stop: Applied (OG)

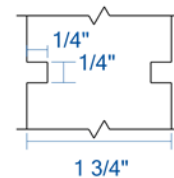
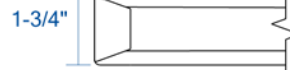
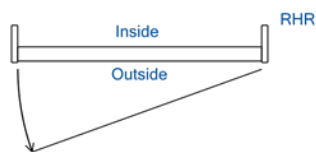
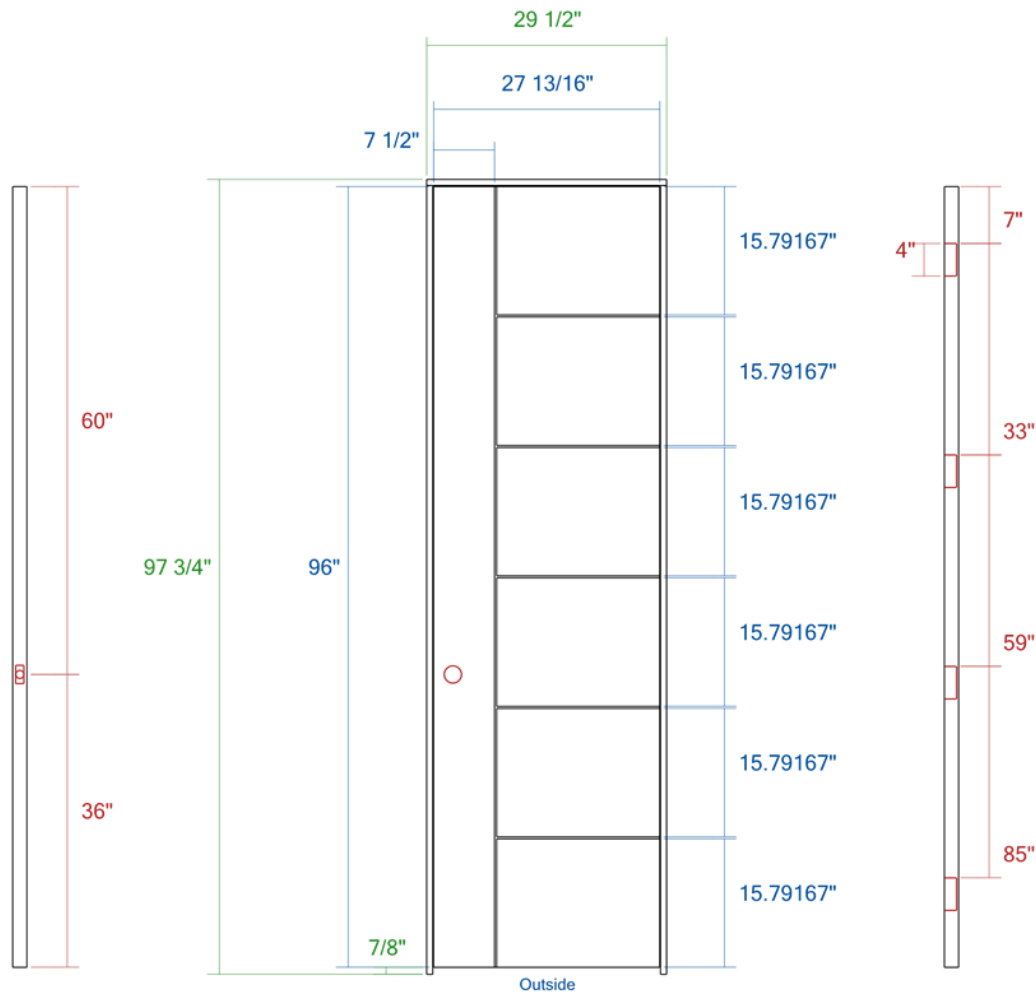
Door Style	Sticking	Panel	Material	Glass	Fire Rating	Grade
TMIR6001	14Kerf	NA	MDF	N/A	Non-Rated	Interior
Quote #: SQDRQ000370-1				Line #: 4 - DR7		
Ervin Architectural Products				Entered By: David Canton		
Approval (sign here):				Created On: 12/09/2021		



Door Style	Sticking	Panel	Material	Glass	Fire Rating	Grade
TMIR6001	14Kerf	NA	MDF	N/A	Non-Rated	Interior
Quote #: SQDRQ000370-1				Line #: 5 - DR8		
Ervin Architectural Products				Entered By: David Canton		
Approval (sign here):				Created On: 12/09/2021		

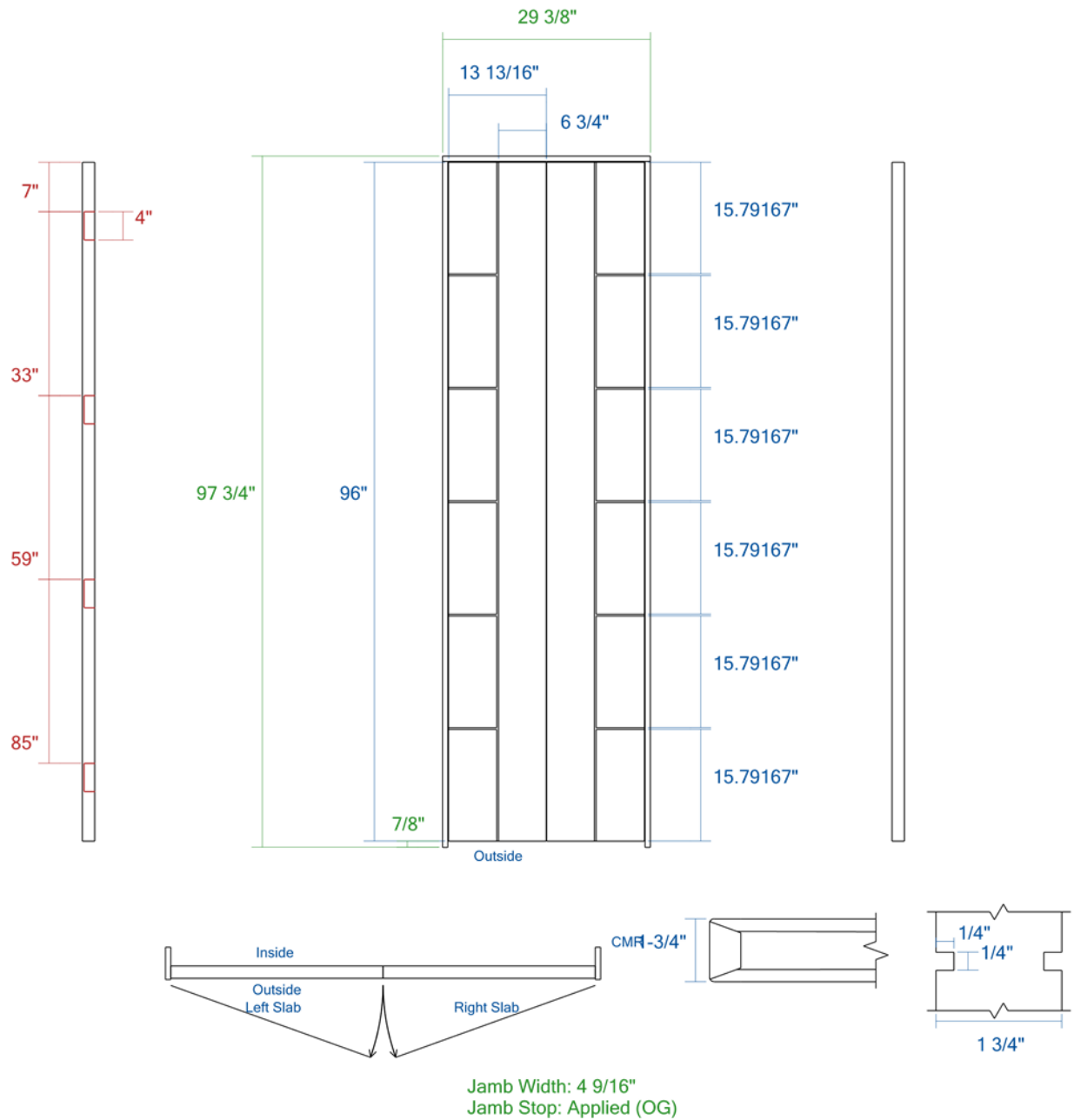


Door Style	Sticking	Panel	Material	Glass	Fire Rating	Grade
TMIR6001	14Kerf	NA	MDF	N/A	Non-Rated	Interior
Quote #: SQDRQ000370-1				Line #: 6 - DR9		
Ervin Architectural Products				Entered By: David Canton		
Approval (sign here):				Created On: 12/09/2021		



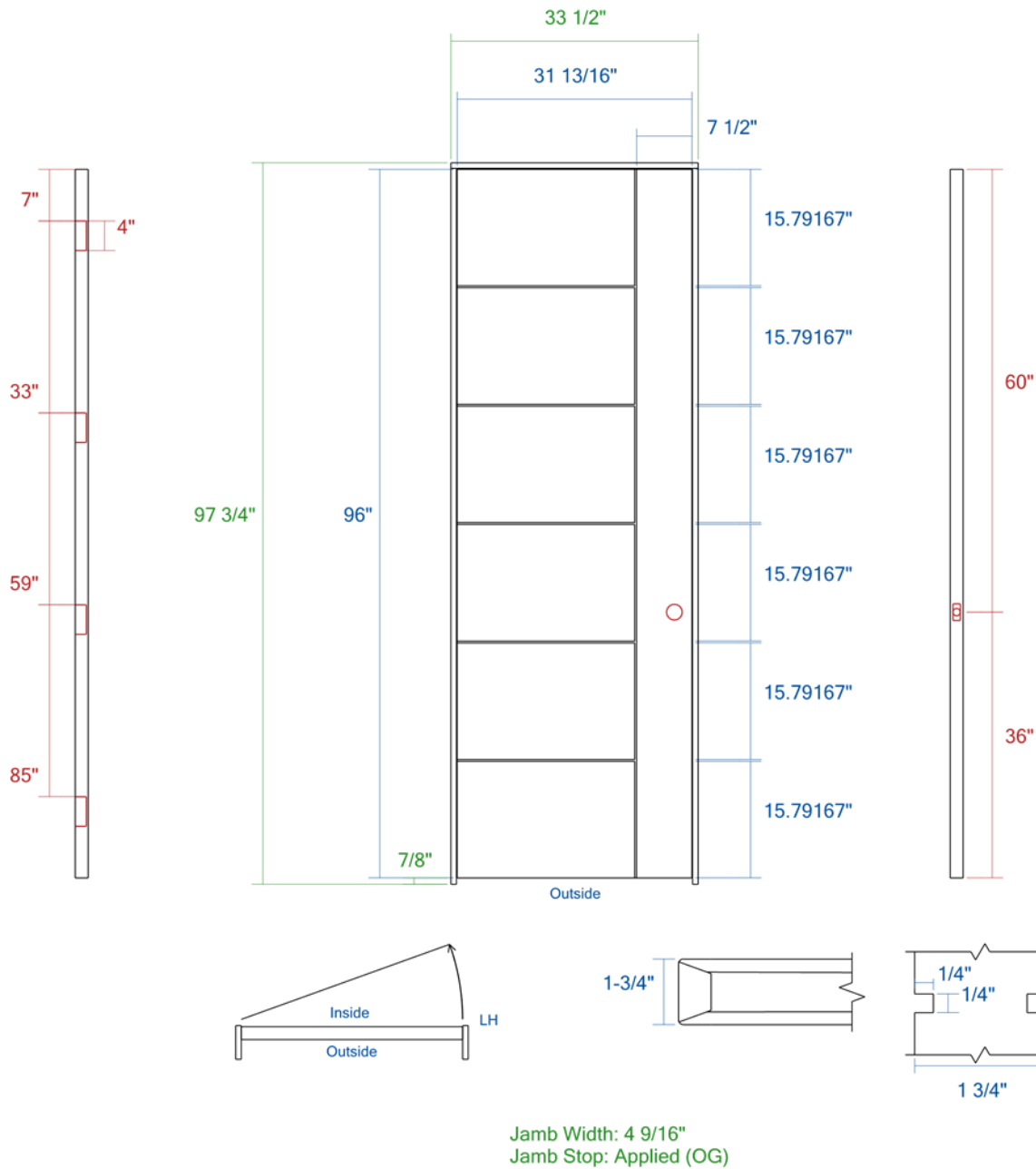
Jamb Width: 4 9/16"  
Jamb Stop: Applied (OG)

Door Style	Sticking	Panel	Material	Glass	Fire Rating	Grade
TMIR6001	14Kerf	NA	MDF	N/A	Non-Rated	Interior
Quote #: SQDRQ000370-1				Line #: 7 - DR10		
Ervin Architectural Products				Entered By: David Canton		
Approval (sign here):				Created On: 12/09/2021		

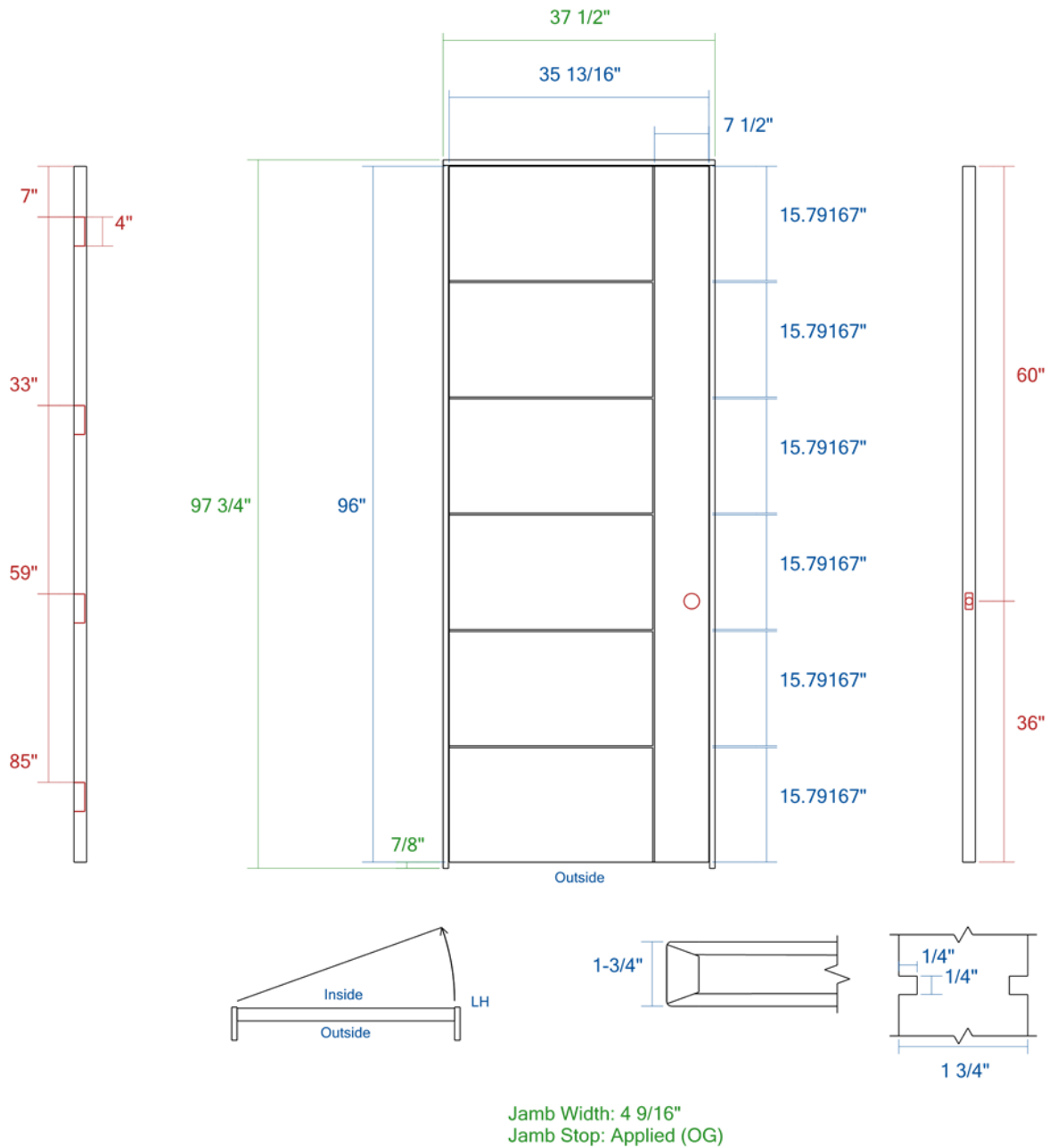


Door Style	Sticking	Panel	Material	Glass	Fire Rating	Grade
TMIR6001	14Kerf	NA	MDF	N/A	Non-Rated	Interior
Quote #: SQDRQ000370-1				Line #: 8 - DR11		
Ervin Architectural Products				Entered By: David Canton		
Approval (sign here):				Created On: 12/09/2021		

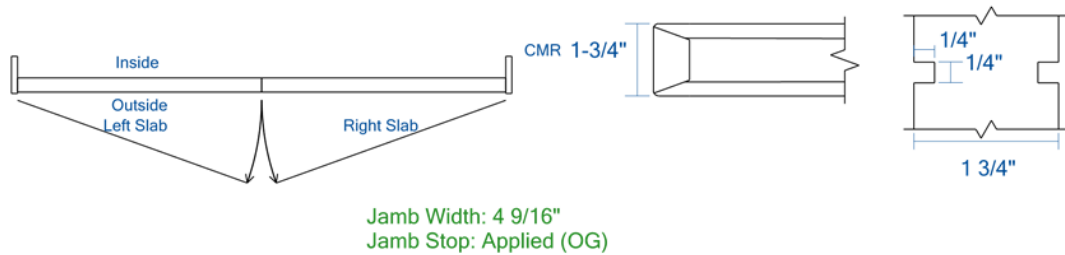
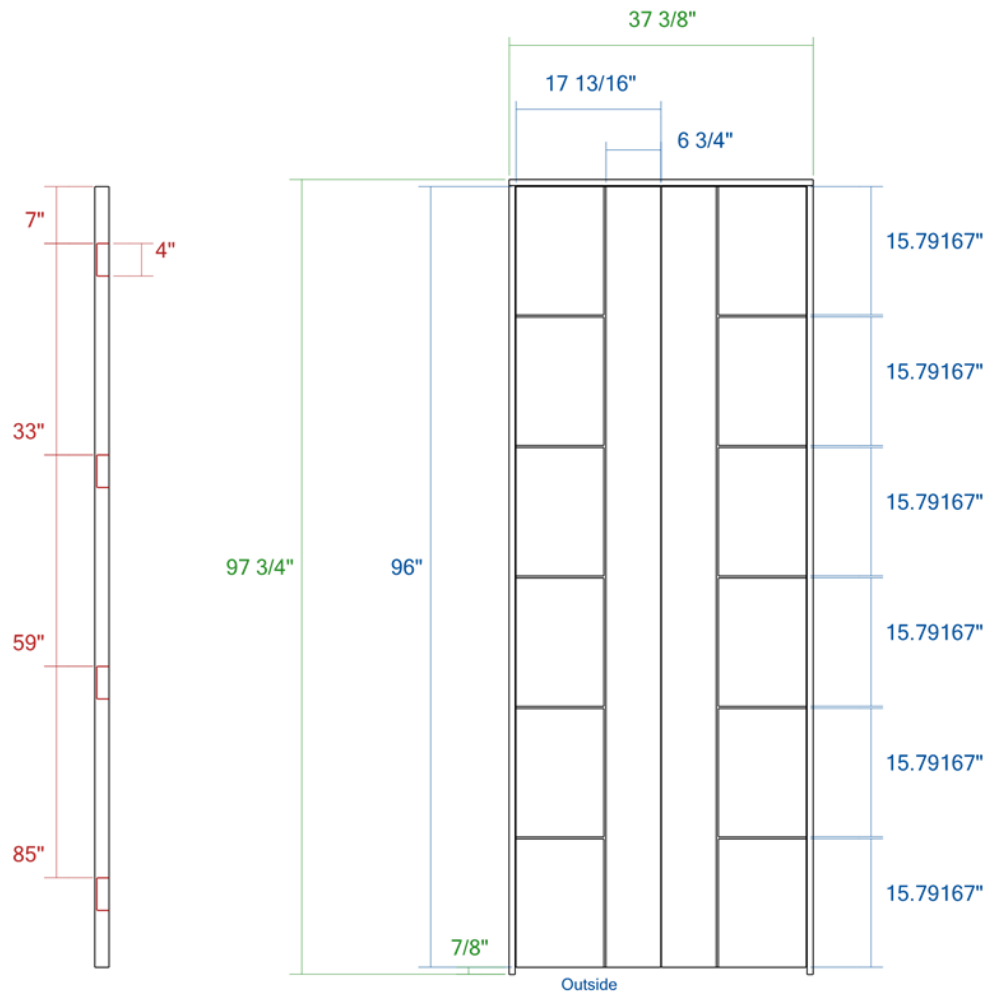




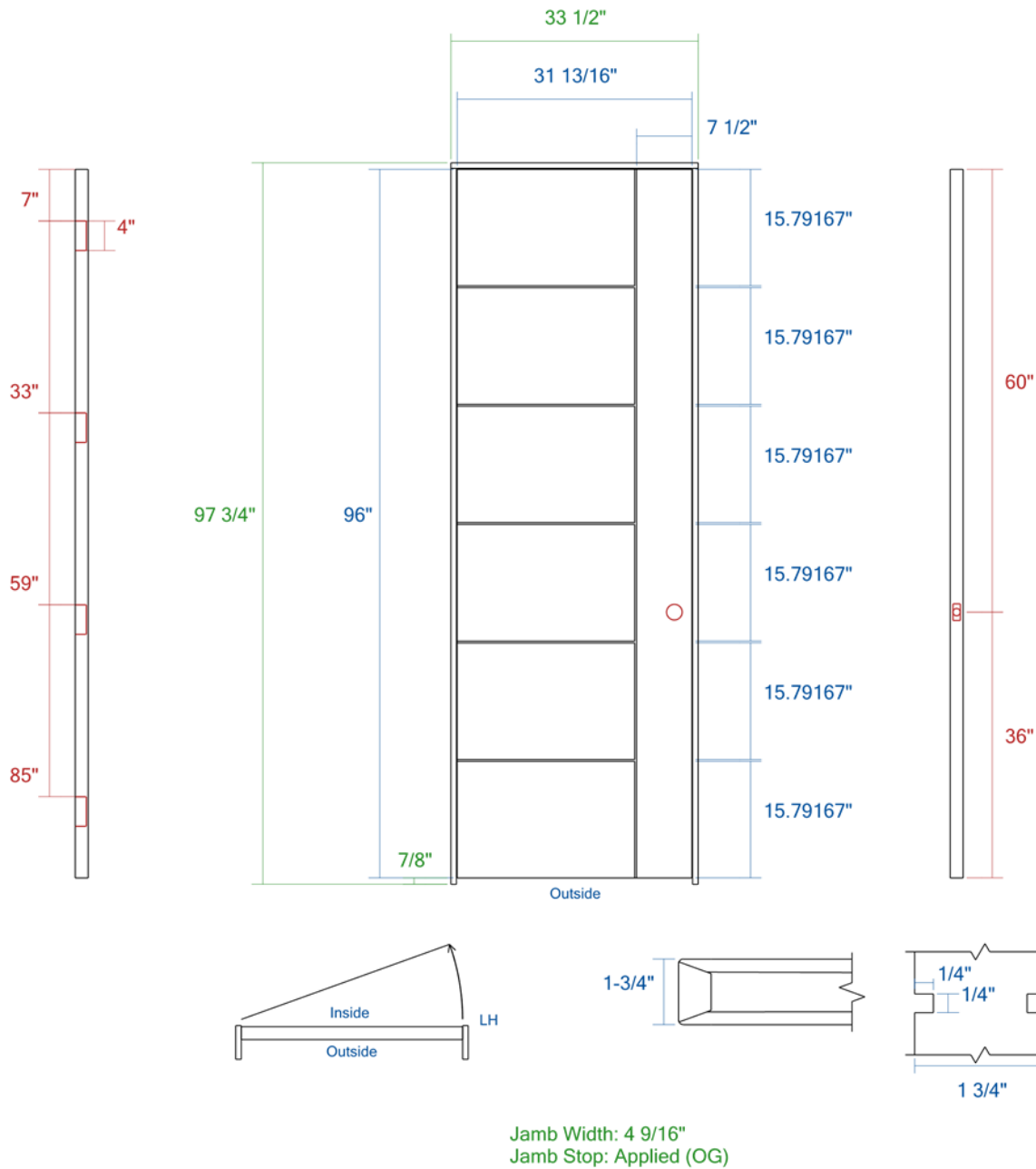
Door Style	Sticking	Panel	Material	Glass	Fire Rating	Grade
TMIR6001	14Kerf	NA	MDF	N/A	Non-Rated	Interior
Quote #: SQDRQ000370-1				Line #: 9 - DR12		
Ervin Architectural Products				Entered By: David Canton		
Approval (sign here):				Created On: 12/09/2021		



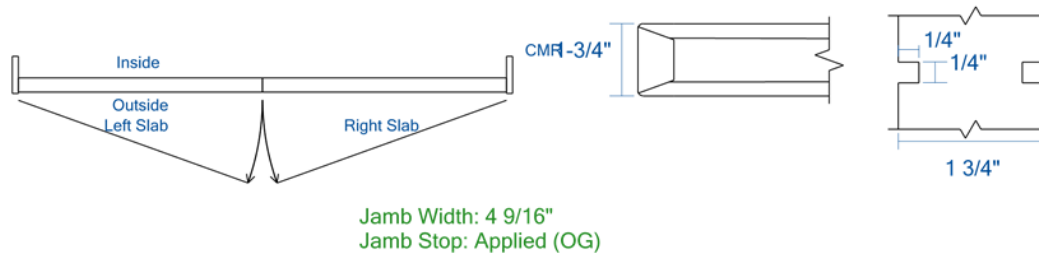
Door Style	Sticking	Panel	Material	Glass	Fire Rating	Grade
TMIR6001	14Kerf	NA	MDF	N/A	Non-Rated	Interior
Quote #: SQDRQ000370-1				Line #: 10 - DR13		
Ervin Architectural Products				Entered By: David Canton		
Approval (sign here):				Created On: 12/09/2021		



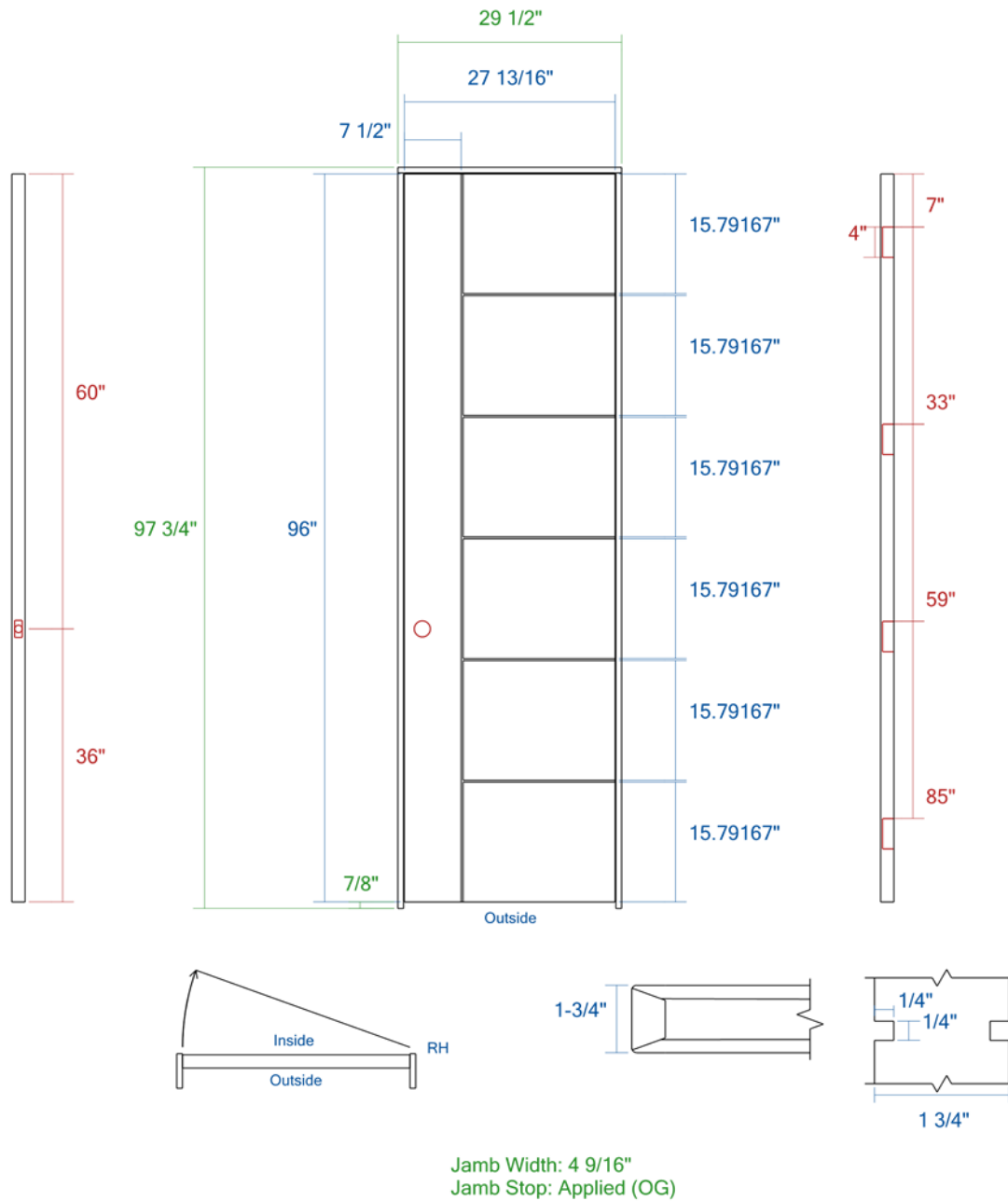
Door Style	Sticking	Panel	Material	Glass	Fire Rating	Grade
TMIR6001	14Kerf	NA	MDF	N/A	Non-Rated	Interior
Quote #: SQDRQ000370-1				Line #: 11 - DR14		
Ervin Architectural Products				Entered By: David Canton		
Approval (sign here):				Created On: 12/09/2021		



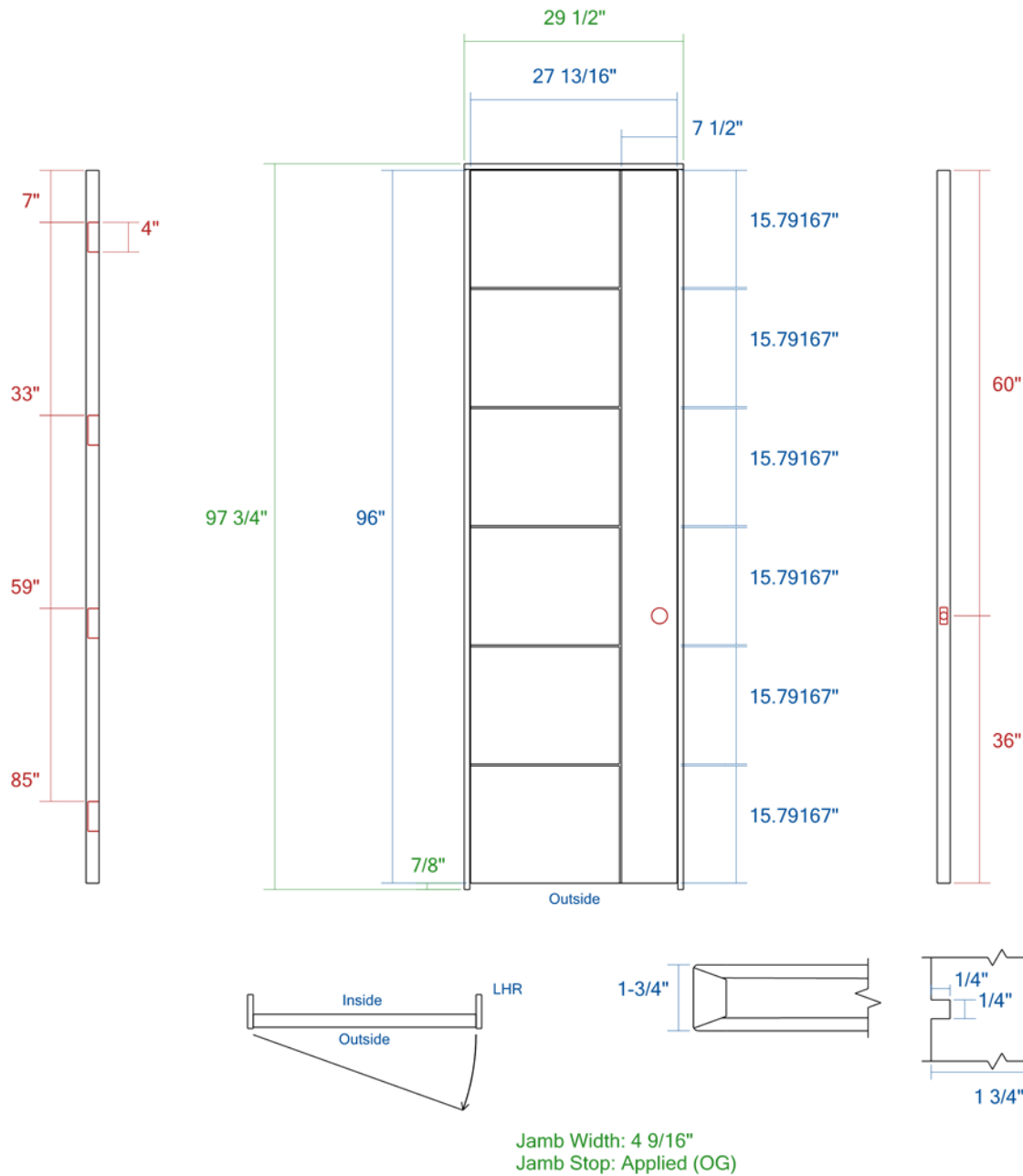
Door Style	Sticking	Panel	Material	Glass	Fire Rating	Grade
TMIR6001	14Kerf	NA	MDF	N/A	Non-Rated	Interior
Quote #: SQDRQ000370-1				Line #: 12 - DR15		
Ervin Architectural Products				Entered By: David Canton		
Approval (sign here):				Created On: 12/09/2021		



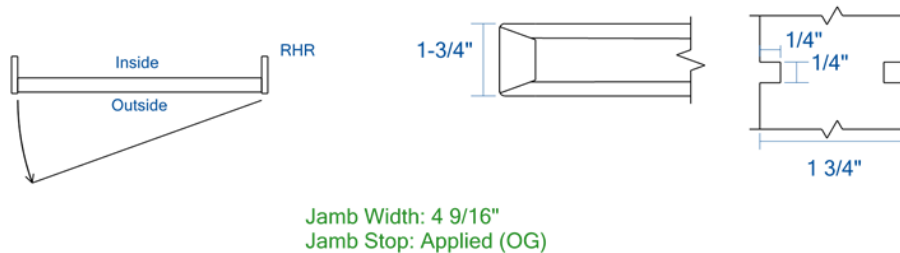
Door Style	Sticking	Panel	Material	Glass	Fire Rating	Grade
TMIR6001	14Kerf	NA	MDF	N/A	Non-Rated	Interior
Quote #: SQDRQ000370-1				Line #: 13 - DR16		
Ervin Architectural Products				Entered By: David Canton		
Approval (sign here):				Created On: 12/09/2021		



Door Style	Sticking	Panel	Material	Glass	Fire Rating	Grade
TMIR6001	14Kerf	NA	MDF	N/A	Non-Rated	Interior
Quote #: SQDRQ000370-1				Line #: 14 - DR17		
Ervin Architectural Products				Entered By: David Canton		
Approval (sign here):				Created On: 12/09/2021		

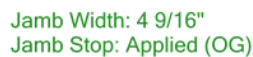


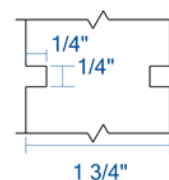
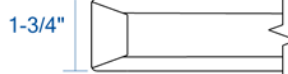
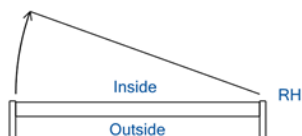
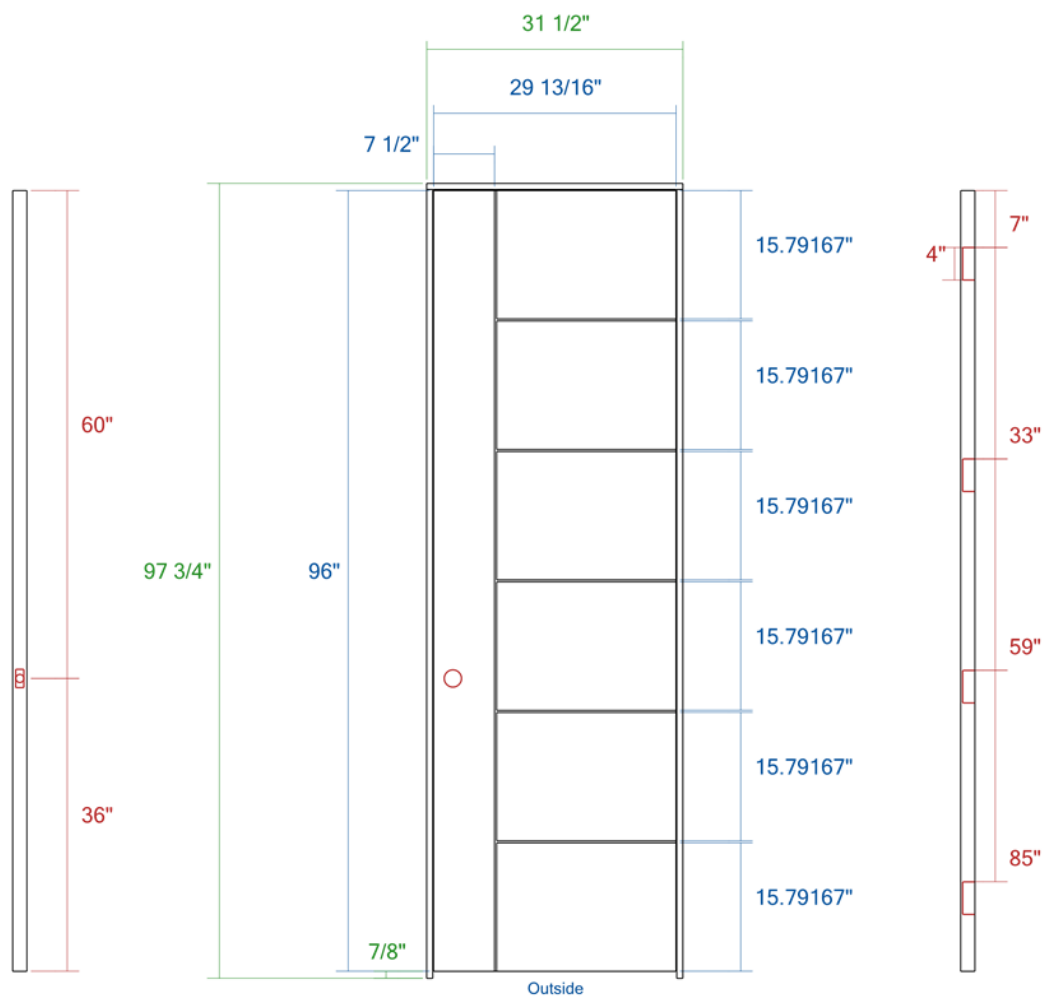
Door Style	Sticking	Panel	Material	Glass	Fire Rating	Grade
TMIR6001	14Kerf	NA	MDF	N/A	Non-Rated	Interior
Quote #: SQDRQ000370-1				Line #: 15 - DR18		
Ervin Architectural Products				Entered By: David Canton		
Approval (sign here):				Created On: 12/09/2021		



Door Style	Sticking	Panel	Material	Glass	Fire Rating	Grade
TMIR6001	14Kerf	NA	MDF	N/A	Non-Rated	Interior
Quote #: SQDRQ000370-1				Line #: 16 - DR19		
Ervin Architectural Products				Entered By: David Canton		
Approval (sign here):				Created On: 12/09/2021		

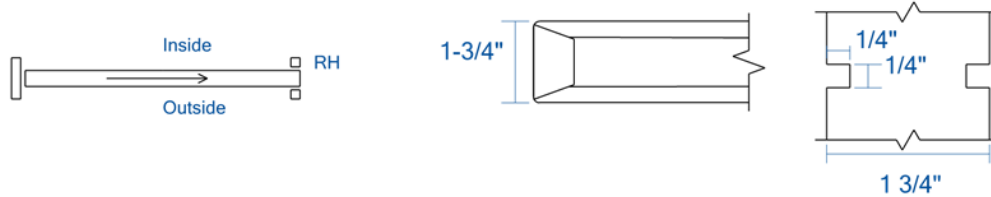
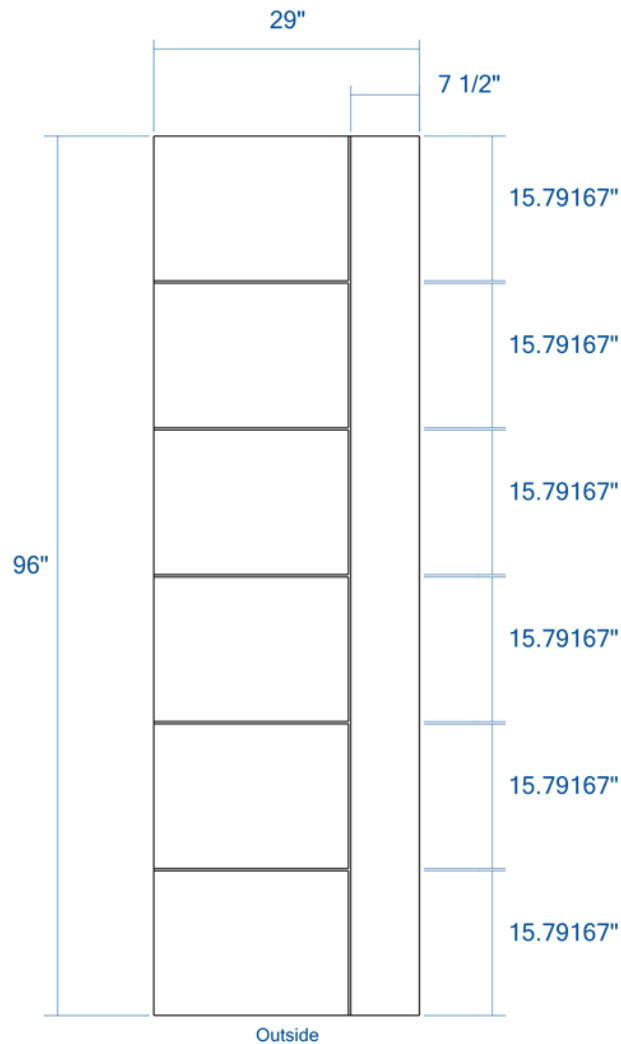


Page 41 of 49

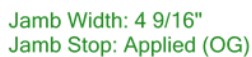


Jamb Width: 4 9/16"  
Jamb Stop: Applied (OG)

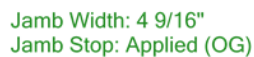
Door Style	Sticking	Panel	Material	Glass	Fire Rating	Grade
TMIR6001	14Kerf	NA	MDF	N/A	Non-Rated	Interior
Quote #: SQDRQ000370-1				Line #: 18 - DR21		
Ervin Architectural Products				Entered By: David Canton		
Approval (sign here):				Created On: 12/09/2021		



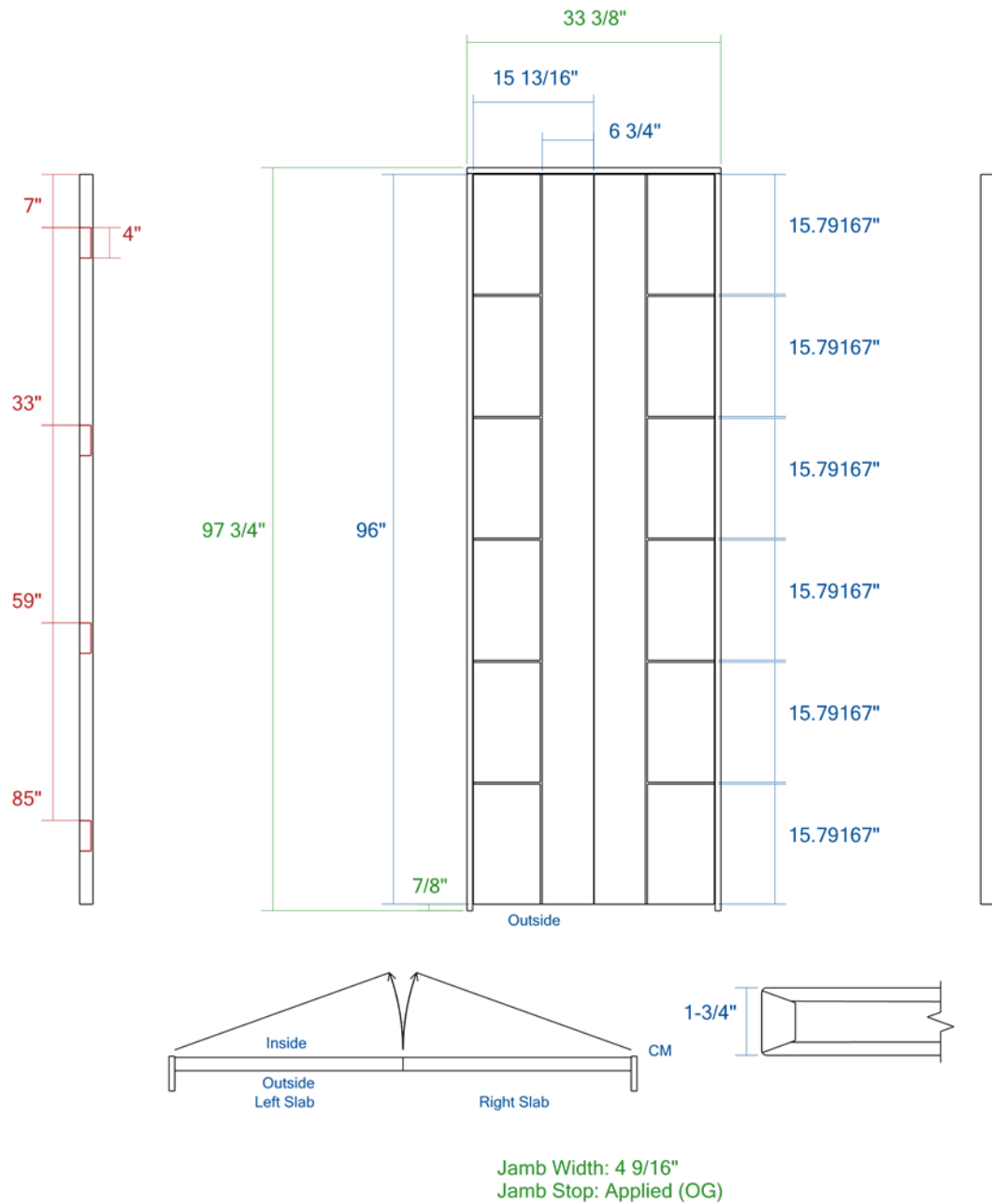
Door Style	Sticking	Panel	Material	Glass	Fire Rating	Grade
TMIR6001	14Kerf	NA	MDF	N/A	Non-Rated	Interior
Quote #: SQDRQ000370-1				Line #: 19 - DR22		
Ervin Architectural Products				Entered By: David Canton		
Approval (sign here):				Created On: 12/09/2021		



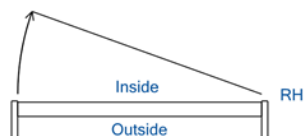
Created On: 12/09/2021



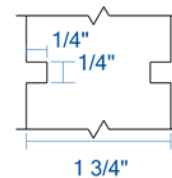
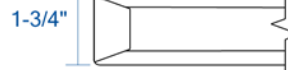
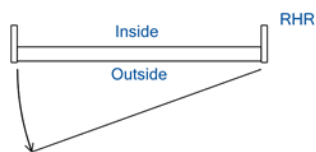
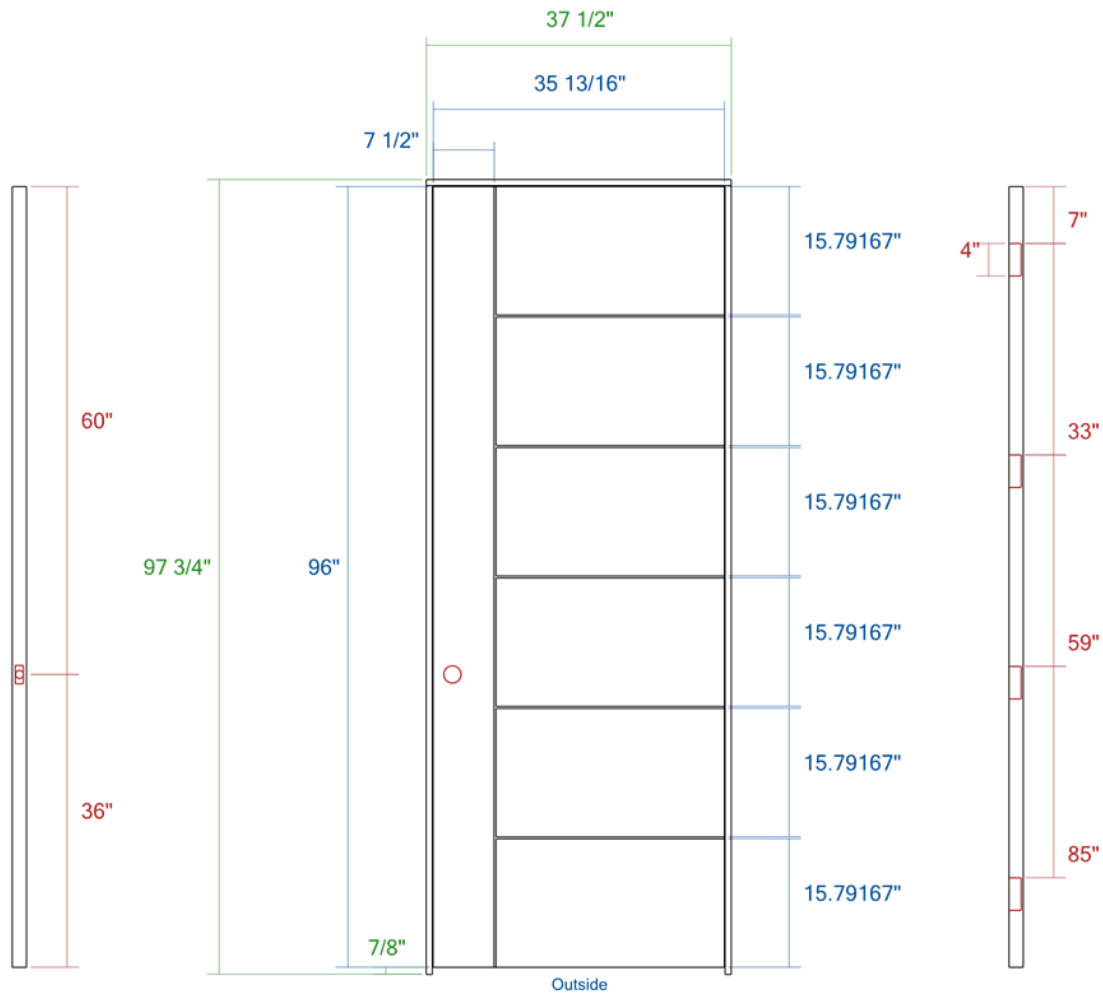
Created On: 12/09/2021



Door Style	Sticking	Panel	Material	Glass	Fire Rating	Grade
TMIR6001	14Kerf	NA	MDF	N/A	Non-Rated	Interior
Quote #: SQDRQ000370-1				Line #: 22 - DR25		
Ervin Architectural Products				Entered By: David Canton		
Approval (sign here):				Created On: 12/09/2021		



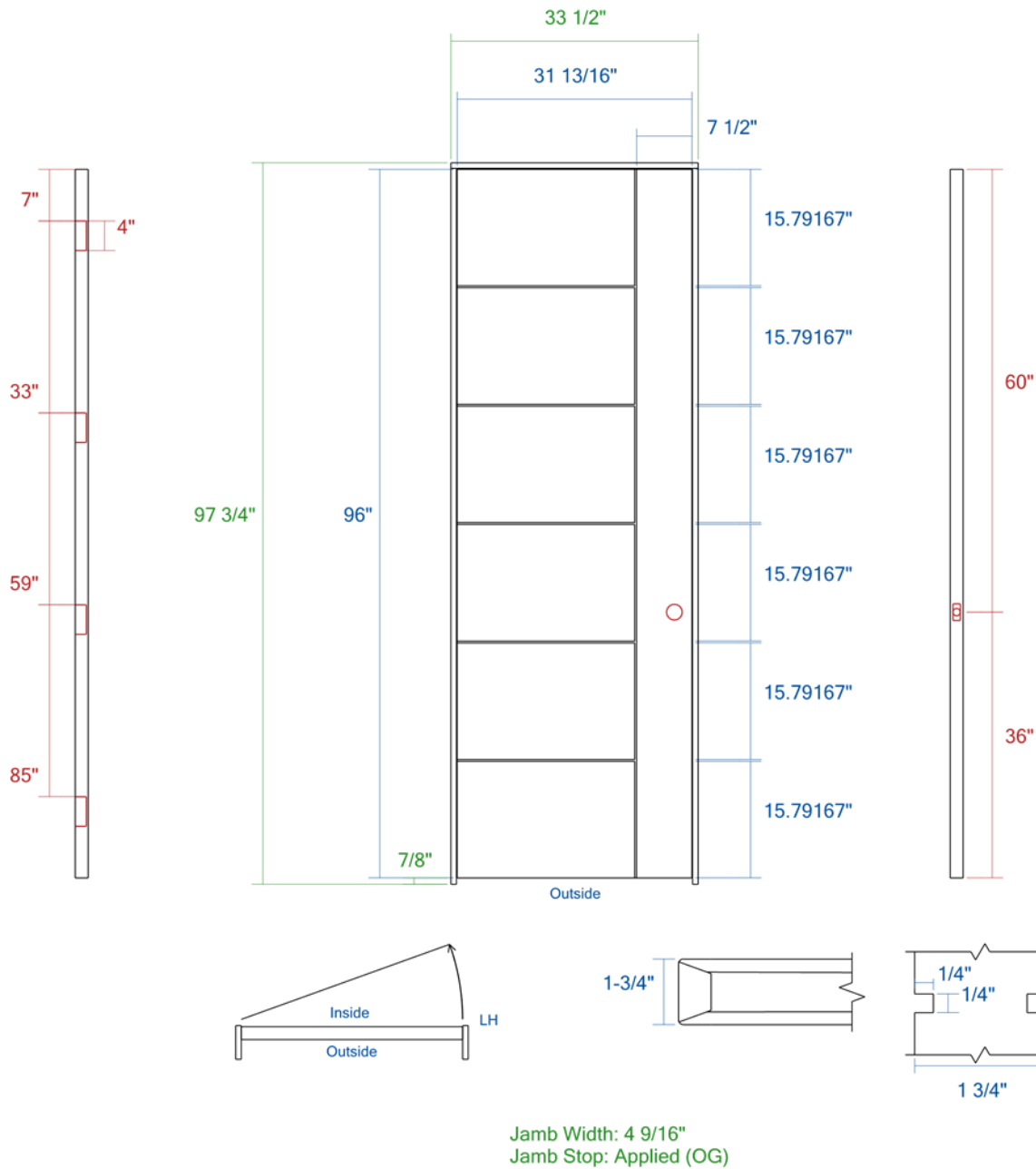
Door Style	Sticking	Panel	Material	Glass	Fire Rating	Grade
TMIR6001	14Kerf	NA	MDF	N/A	Non-Rated	Interior
Quote #: SQDRQ000370-1				Line #: 23 - DR26		
Ervin Architectural Products				Entered By: David Canton		
Approval (sign here):				Created On: 12/09/2021		



Jamb Width: 4 9/16"  
Jamb Stop: Applied (OG)

Door Style	Sticking	Panel	Material	Glass	Fire Rating	Grade
TMIR6001	14Kerf	NA	MDF	N/A	Non-Rated	Interior
Quote #: SQDRQ000370-1				Line #: 24 - DR27		
Ervin Architectural Products				Entered By: David Canton		
Approval (sign here):				Created On: 12/09/2021		





Door Style	Sticking	Panel	Material	Glass	Fire Rating	Grade
TMIR6001	14Kerf	NA	MDF	N/A	Non-Rated	Interior
Quote #: SQDRQ000370-1				Line #: 25 - DR28		
Ervin Architectural Products				Entered By: David Canton		
Approval (sign here):				Created On: 12/09/2021		