

TERRY IND-THE HANOVER OCEAN PROPERTIES, LLC

Quote #: VPL6HYV

A Proposal for Window and Door Products prepared for:

Shipping Address:

ERVIN ARCHITECTURAL PRODUCTS
1255 CAROLINA RD
SUFFOLK, VA 23434-8729



ERVIN ARCHITECTURAL PRODUCTS
PO BOX 2715
VIRGINIA BEACH, VA 23450-2715
Phone: (757) 427-2929

This report was generated on 1/6/2022 2:37:13 PM
using the Marvin Order Management System,
version 0003.12.00 (Current). Price in USD. Unit
availability and price are subject to change. Dealer
terms and conditions may apply.

Project Description:

WINDOWS <I>, <J>, <K> ARE INT DOOR TSM's - NOT INCLUDED.

WINDOW <G> HAS (SKYLIGHT) ON SCHEDULE, YET WINDOW IN MSTR WC IS MARKED <G>. PLEASE ADVISE.

DR3 & DR5 6'8 - DR4 8'0 - MAKE ALL 8'0 OR ADD TSM's TO 3 & 5?

OPTIONAL DR6 INCLUDED.

DR4 - ALT BIFOLD OPTION:

- 1. REQS 5-9/16" JAMB.*
- 2. REQS LESS THAN 1/8" HEADER DEFLECTION WITH DOOR LOAD.*
- 3. ADD \$12,425 + TAX TO QUOTE.*

Featuring products from:



UNIT SUMMARY

The following is a schedule of the windows and doors for this project. For additional unit details, please see Line Item Quotes.

Additional charges, tax or Terms and Conditions may apply. Detail pricing is per unit.

NUMBER OF LINES: 16

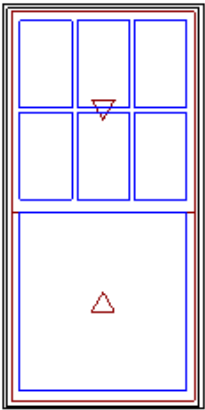
TOTAL UNIT QTY: 35

LINE	MARK UNIT	PRODUCT LINE	ITEM	QTY
1	A	Elevate	Double Hung CN 3672 RO 36 1/2" X 72 1/4"	11
2	A-T	Elevate	Double Hung CN 3672 RO 36 1/2" X 72 1/4"	3
3	B	Elevate	Double Hung CN 2672 RO 26 1/2" X 72 1/4"	3
4	C	Elevate	Double Hung CN 3660 RO 36 1/2" X 60 1/4"	5
5	D	Elevate	Double Hung CN 2660 RO 26 1/2" X 60 1/4"	1
6	D-T	Elevate	Double Hung CN 2660 RO 26 1/2" X 60 1/4"	1
7	E-T OBS	Elevate	Double Hung Picture CN 4848 RO 48 1/2" X 48 1/4"	1
8	F	Elevate	Double Hung Transom CN 4816 RO 48 1/2" X 16 1/4"	1
9	G-T	Elevate	Double Hung CN 2648 RO 26 1/2" X 48 1/4"	1
10	H	Elevate	Double Hung CN 2636 RO 26 1/2" X 36 1/4"	2
11	H-T	Elevate	Double Hung CN 2636 RO 26 1/2" X 36 1/4"	1
12	DR3	Elevate	Inswing French Door CN 3068 RO 37 5/16" X 82 1/2"	1
13	DR4	Elevate	Sliding French Door CN 12080 RO 143 1/2" X 96"	1
14	DR5	Elevate	Inswing French Door CN 3068 RO 37 5/16" X 82 1/2"	1
15	DR6	Elevate	Inswing French Door CN 3068 RO 37 5/16" X 82 1/2"	1
16	DR4 - ALT BIFOLD	Ultimate	Bi-Fold Door CN 12080 RO 145 45/64" X 96" Total RO:	1

LINE ITEM QUOTES

The following is a schedule of the windows and doors for this project. For additional unit details, please see Line Item Quotes. Additional charges, tax or Terms and Conditions may apply. Detail pricing is per unit.

Line #1 Qty: 11	Mark Unit: A	Net Price: Ext. Net Price:	USD	
--------------------	--------------	-------------------------------	-----	--



As Viewed From The Exterior

CN 3672
RO 36 1/2" X 72 1/4"
Egress Information
Width: 32 3/8" Height: 30 33/64"
Net Clear Opening: 6.86 SqFt

Stone White Exterior
White Interior
Elevate Double Hung
CN 3672
Low E2 w/Argon
Stainless Perimeter Bar
White Weather Strip Package
White Sash Lock
PG Upgrade
Exterior Aluminum Screen
Stone White Surround
Bright View Mesh
***Screen/Combo Ship Loose

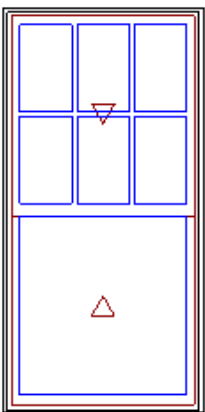
4 9/16" Jambs

Nailing Fin

***Note: Divided lite cut alignment may not be accurately represented in the OMS drawing. Please consult your local representative for exact specifications.

***Note: Unit Availability and Price is Subject to Change

Line #2 Qty: 3	Mark Unit: A-T	Net Price: Ext. Net Price:	USD	
-------------------	----------------	-------------------------------	-----	--



As Viewed From The Exterior

CN 3672
RO 36 1/2" X 72 1/4"
Egress Information
Width: 32 3/8" Height: 30 33/64"
Net Clear Opening: 6.86 SqFt

Stone White Exterior
White Interior
Elevate Double Hung
CN 3672
Tempered Low E2 w/Argon
Stainless Perimeter Bar
White Weather Strip Package
White Sash Lock
PG Upgrade
Exterior Aluminum Screen
Stone White Surround
Bright View Mesh
***Screen/Combo Ship Loose

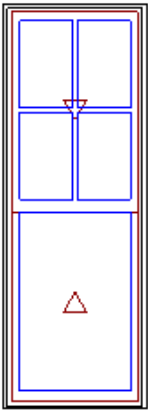
4 9/16" Jambs

Nailing Fin

***Note: Divided lite cut alignment may not be accurately represented in the OMS drawing. Please consult your local representative for exact specifications.

***Note: Unit Availability and Price is Subject to Change

Line #3	Mark Unit: B	Net Price:		
Qty: 3		Ext. Net Price:	USD	



As Viewed From The Exterior

CN 2672

RO 26 1/2" X 72 1/4"

Egress Information

Width: 22 3/8" Height: 30 33/64"

Net Clear Opening: 4.74 SqFt

Stone White Exterior
White Interior
Elevate Double Hung
CN 2672
Low E2 w/Argon
Stainless Perimeter Bar
White Weather Strip Package
White Sash Lock
PG Upgrade
Exterior Aluminum Screen
Stone White Surround
Bright View Mesh
***Screen/Combo Ship Loose

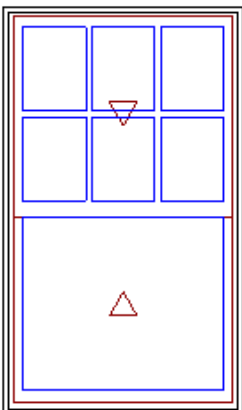
4 9/16" Jambs

Nailing Fin

***Note: Divided lite cut alignment may not be accurately represented in the OMS drawing. Please consult your local representative for exact specifications.

***Note: Unit Availability and Price is Subject to Change

Line #4	Mark Unit: C	Net Price:		
Qty: 5		Ext. Net Price:	USD	



As Viewed From The Exterior

CN 3660

RO 36 1/2" X 60 1/4"

Egress Information

Width: 32 3/8" Height: 25 49/64"

Net Clear Opening: 5.79 SqFt

Stone White Exterior
White Interior
Elevate Double Hung
CN 3660
Low E2 w/Argon
Stainless Perimeter Bar
White Weather Strip Package
White Sash Lock
PG Upgrade
Exterior Aluminum Screen
Stone White Surround
Bright View Mesh
***Screen/Combo Ship Loose

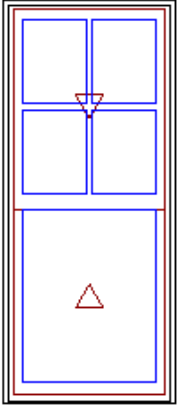
4 9/16" Jambs

Nailing Fin

***Note: Divided lite cut alignment may not be accurately represented in the OMS drawing. Please consult your local representative for exact specifications.

***Note: Unit Availability and Price is Subject to Change

Line #5 Qty: 1	Mark Unit: D	Net Price: Ext. Net Price:	USD	
-------------------	--------------	-------------------------------	-----	--



As Viewed From The Exterior

CN 2660

RO 26 1/2" X 60 1/4"

Egress Information

Width: 22 3/8" Height: 24 33/64"

Net Clear Opening: 3.81 SqFt

Stone White Exterior
White Interior
Elevate Double Hung
CN 2660
Low E2 w/Argon
Stainless Perimeter Bar
White Weather Strip Package
White Sash Lock
PG Upgrade
Exterior Aluminum Screen
Stone White Surround
Bright View Mesh
***Screen/Combo Ship Loose

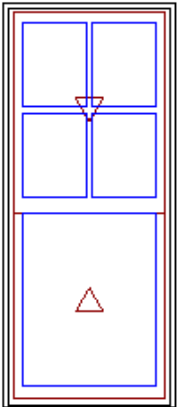
4 9/16" Jambs

Nailing Fin

***Note: Divided lite cut alignment may not be accurately represented in the OMS drawing. Please consult your local representative for exact specifications.

***Note: Unit Availability and Price is Subject to Change

Line #6 Qty: 1	Mark Unit: D-T	Net Price: Ext. Net Price:	USD	
-------------------	----------------	-------------------------------	-----	--



As Viewed From The Exterior

CN 2660

RO 26 1/2" X 60 1/4"

Egress Information

Width: 22 3/8" Height: 24 33/64"

Net Clear Opening: 3.81 SqFt

Stone White Exterior
White Interior
Elevate Double Hung
CN 2660
Tempered Low E2 w/Argon
Stainless Perimeter Bar
White Weather Strip Package
White Sash Lock
PG Upgrade
Exterior Aluminum Screen
Stone White Surround
Bright View Mesh
***Screen/Combo Ship Loose


4 9/16" Jambs

Nailing Fin

***Note: Divided lite cut alignment may not be accurately represented in the OMS drawing. Please consult your local representative for exact specifications.

***Note: Unit Availability and Price is Subject to Change

Line #7 Qty: 1	Mark Unit: E-T OBS	Net Price: Ext. Net Price:	USD	
-------------------	--------------------	-------------------------------	-----	--



As Viewed From The Exterior

CN 4848
RO 48 1/2" X 48 1/4"
Egress Information
No Egress Information available.

Stone White Exterior
White Interior
Elevate Double Hung Picture
CN 4848
Tempered Low E2 Obscure w/Argon
Stainless Perimeter Bar
PG Upgrade
4 9/16" Jambs
Nailing Fin
***Note: Unit Availability and Price is Subject to Change

Line #8 Qty: 1	Mark Unit: F	Net Price: Ext. Net Price:	USD	
-------------------	--------------	-------------------------------	-----	--



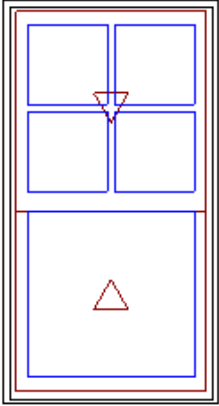
As Viewed From The Exterior

CN 4816
RO 48 1/2" X 16 1/4"
Egress Information
No Egress Information available.

Stone White Exterior
White Interior
Elevate Double Hung Transom
CN 4816
Low E2 w/Argon
Stainless Perimeter Bar
PG Upgrade
4 9/16" Jambs
Nailing Fin
***Note: Unit Availability and Price is Subject to Change

Line #9 Qty: 1	Mark Unit: G-T	Net Price: Ext. Net Price:	USD	
-------------------	----------------	-------------------------------	-----	--

MARVIN 



As Viewed From The Exterior

CN 2648

RO 26 1/2" X 48 1/4"

Egress Information

Width: 22 3/8" Height: 18 33/64"

Net Clear Opening: 2.88 SqFt

Stone White Exterior
White Interior
Elevate Double Hung
CN 2648
Tempered Low E2 w/Argon
Stainless Perimeter Bar
White Weather Strip Package
White Sash Lock
PG Upgrade
Exterior Aluminum Screen
Stone White Surround
Bright View Mesh
***Screen/Combo Ship Loose

4 9/16" Jambs

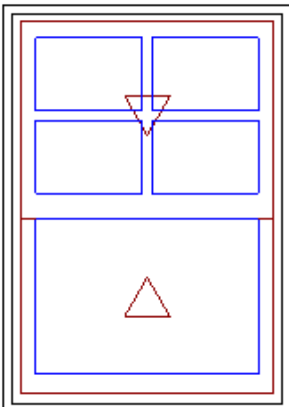
Nailing Fin

***Note: Divided lite cut alignment may not be accurately represented in the OMS drawing. Please consult your local representative for exact specifications.

***Note: Unit Availability and Price is Subject to Change

Line #10 Qty: 2	Mark Unit: H	Net Price: Ext. Net Price:	USD	
--------------------	--------------	-------------------------------	-----	--

MARVIN 



As Viewed From The Exterior

CN 2636

RO 26 1/2" X 36 1/4"

Egress Information

Width: 22 3/8" Height: 12 33/64"

Net Clear Opening: 1.94 SqFt

Stone White Exterior
White Interior
Elevate Double Hung
CN 2636
Low E2 w/Argon
Stainless Perimeter Bar
White Weather Strip Package
White Sash Lock
PG Upgrade
Exterior Aluminum Screen
Stone White Surround
Bright View Mesh
***Screen/Combo Ship Loose

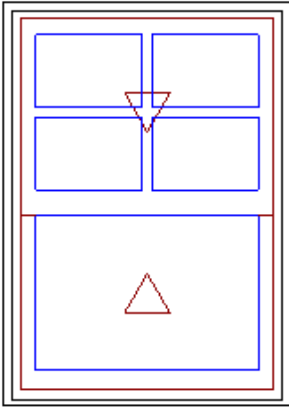
4 9/16" Jambs

Nailing Fin

***Note: Divided lite cut alignment may not be accurately represented in the OMS drawing. Please consult your local representative for exact specifications.

***Note: Unit Availability and Price is Subject to Change

Line #11 Qty: 1	Mark Unit: H-T	Net Price: Ext. Net Price:	USD	
--------------------	----------------	-------------------------------	-----	--



As Viewed From The Exterior

CN 2636

RO 26 1/2" X 36 1/4"

Egress Information

Width: 22 3/8" Height: 12 33/64"

Net Clear Opening: 1.94 SqFt

Stone White Exterior
White Interior
Elevate Double Hung
CN 2636
Tempered Low E2 w/Argon
Stainless Perimeter Bar
White Weather Strip Package
White Sash Lock
PG Upgrade
Exterior Aluminum Screen
Stone White Surround
Bright View Mesh
***Screen/Combo Ship Loose

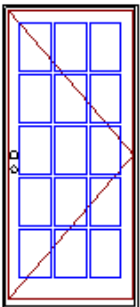
4 9/16" Jambs

Nailing Fin

***Note: Divided lite cut alignment may not be accurately represented in the OMS drawing. Please consult your local representative for exact specifications.

***Note: Unit Availability and Price is Subject to Change

Line #12 Qty: 1	Mark Unit: DR3	Net Price: Ext. Net Price:	USD	
--------------------	----------------	-------------------------------	-----	--



Active



As Viewed From The Exterior

CN 3068

RO 37 5/16" X 82 1/2"

Egress Information

Width: 31 11/16" Height: 79 1/32"

Net Clear Opening: 17.39 SqFt

Stone White Exterior
White Interior
Elevate Inswing French Door 4 9/16" - X Right Hand
CN 3068
Tempered Low E2 w/Argon
Stainless Perimeter and Spacer Bar
7/8" SDL - With Spacer Bar - Stainless
Rectangular - Standard Cut 3W5H
Stone White Ext - White Int
Multi-Point Lock
Cambridge Handle Satin Nickel PVD Keyed Exterior Primary Handle Set
Cambridge Handle Satin Nickel PVD Interior Primary Handle Set
Keyed Alike
Keyed Alike Group 1
Satin Nickel PVD Adjustable Hinges
Exterior Swinging Screen
Stone White Surround
Bright View Mesh
***Screen/Combo Ship Loose
PG Upgrade
Beige Ultrex Sill / Beige Weather Strip

4 9/16" Jambs

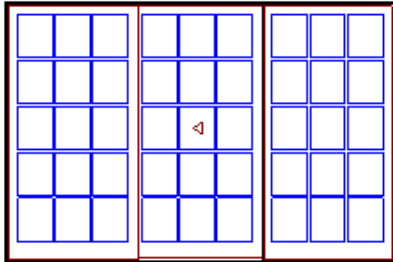
Nailing Fin

***Note: Divided lite cut alignment may not be accurately represented in the OMS drawing. Please consult your local representative for exact specifications.

***Note: Unit Availability and Price is Subject to Change

Line #13 Qty: 1	Mark Unit: DR4	Net Price: Ext. Net Price:	USD	
--------------------	----------------	-------------------------------	-----	--

MARVIN 



Stat Active Stat
As Viewed From The Exterior

CN 12080

RO 143 1/2" X 96"

Egress Information

Width: 41 31/64" Height: 90 47/64"

Net Clear Opening: 26.14 SqFt

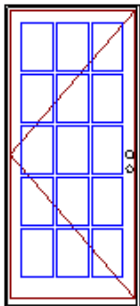
Stone White Exterior
White Interior
Elevate Sliding French Door OXO Left Hand
CN 12080

Tempered Low E2 w/Argon

Stainless Perimeter and Spacer Bar
7/8" SDL - With Spacer Bar - Stainless
Rectangular - Special Cut 3W5H
Stone White Ext - White Int
White Interior Weather Strip Package
Multi-Point Lock
Cambridge Handle Satin Nickel PVD Keyed Exterior Primary Handle Set
Cambridge Handle Satin Nickel PVD Interior Primary Handle Set
Keyed Alike
Keyed Alike Group 1
Coastal Lock Mech & Rollers
Exterior Sliding Screen
Stone White Surround
Bright View Mesh
***Screen/Combo Ship Loose
Beige Ultrex Sill / Beige Weather Strip
4 9/16" Jambs
Nailing Fin
***Note: Divided lite cut alignment may not be accurately represented in the OMS drawing. Please consult your local representative for exact specifications.
***Note: Unit Availability and Price is Subject to Change

Line #14 Qty: 1	Mark Unit: DR5	Net Price: Ext. Net Price:	USD	
--------------------	----------------	-------------------------------	-----	--

MARVIN 



Active

As Viewed From The Exterior

CN 3068

RO 37 5/16" X 82 1/2"

Egress Information

Width: 31 11/16" Height: 79 1/32"

Net Clear Opening: 17.39 SqFt

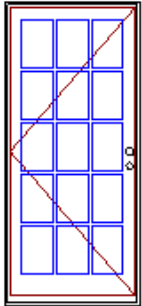
Stone White Exterior
White Interior
Elevate Inswing French Door 4 9/16" - X Left Hand
CN 3068

Tempered Low E2 w/Argon


Stainless Perimeter and Spacer Bar
7/8" SDL - With Spacer Bar - Stainless
Rectangular - Standard Cut 3W5H
Stone White Ext - White Int
Multi-Point Lock
Cambridge Handle Satin Nickel PVD Keyed Exterior Primary Handle Set
Cambridge Handle Satin Nickel PVD Interior Primary Handle Set
Keyed Alike
Keyed Alike Group 1
Satin Nickel PVD Adjustable Hinges
Exterior Swinging Screen
Stone White Surround
Bright View Mesh
***Screen/Combo Ship Loose
PG Upgrade
Beige Ultrex Sill / Beige Weather Strip
4 9/16" Jambs
Nailing Fin
***Note: Divided lite cut alignment may not be accurately represented in the OMS drawing. Please consult your local representative for exact specifications.
***Note: Unit Availability and Price is Subject to Change

Line #15 Qty: 1	Mark Unit: DR6	Net Price: Ext. Net Price:	USD	
--------------------	----------------	-------------------------------	-----	--

MARVIN 



Active



As Viewed From The Exterior

CN 3068

RO 37 5/16" X 82 1/2"

Egress Information

Width: 31 11/16" Height: 79 1/32"

Net Clear Opening: 17.39 SqFt

Stone White Exterior
White Interior
Elevate Inswing French Door 4 9/16" - X Left Hand
CN 3068

Tempered Low E2 w/Argon

Stainless Perimeter and Spacer Bar

7/8" SDL - With Spacer Bar - Stainless

Rectangular - Standard Cut 3W5H

Stone White Ext - White Int

Multi-Point Lock

Cambridge Handle Satin Nickel PVD Keyed Exterior Primary Handle Set

Cambridge Handle Satin Nickel PVD Interior Primary Handle Set

Keyed Alike

Keyed Alike Group 1

Satin Nickel PVD Adjustable Hinges

Exterior Swinging Screen

Stone White Surround

Bright View Mesh

***Screen/Combo Ship Loose

PG Upgrade

Beige Ultrex Sill / Beige Weather Strip

4 9/16" Jambs

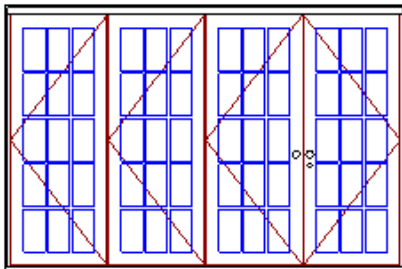
Nailing Fin

***Note: Divided lite cut alignment may not be accurately represented in the OMS drawing. Please consult your local representative for exact specifications.

***Note: Unit Availability and Price is Subject to Change

Line #16 Qty: 1	Mark Unit: DR4 - ALT BIFOLD	Net Price: Ext. Net Price:	USD	
--------------------	-----------------------------	-------------------------------	-----	--

MARVIN 



Folding Folding Folding Active



As Viewed From The Exterior

CN 12080

RO 145 45/64" X 96"

Egress Information

Width: 31 3/16" Height: 89 1/2"

Net Clear Opening: 19.38 SqFt

Stone White Clad Exterior
Painted Interior Finish - White - Pine Interior
Ultimate Bi-Fold Door - 3L1R
CN 12080

Tempered Low E2 w/Argon

Black Perimeter and Spacer Bar

7/8" SDL - With Spacer Bar - Black

Rectangular - Special Cut 3W5H

Stone White Clad Ext - Painted Interior Finish - White - Pine Int

Ogee Interior Glazing Profile

Beige Interior Weather Strip Package

Beige Exterior Weather Strip Package

Contemporary Lever(s)

Multi-Point Lock on Active Panel

Satin Nickel PVD Active Exterior Handle Set on Active Panel Keyed

Satin Nickel PVD Active Interior Handle Set on Active Panel

Multi-Point Lock on Inactive Panel

Satin Nickel PVD Inactive Exterior Handle Set on Inactive Panel

Satin Nickel PVD Inactive Interior Handle Set on Inactive Panel

Beige Performance Sill

Beige Weather Strip

Beige Sill Liner

5 9/16" Jambs

Nailing Fin

***Note: Reference the Ultimate Bi-Fold Door Site Prep Handbook for construction guidelines.

***Note: Reference the Bi-Fold Door Field Calculations for non-standard size unit calculations and when a screen is included.

***Note: Product is shipped Knocked Down (KD).

***Note: Unit Availability and Price is Subject to Change

Project Subtotal Net Price: USD	37,410.25
6.000% Sales Tax: USD	2,244.62
Project Total Net Price: USD	39,654.87

TERMS AND CONDITIONS

- All Marvin Pricing Valid for 30 days.
- All custom - Requires 50% Deposit at time of order placement / Shop drawing approval.
- All Pricing is for material only unless otherwise stated.
- While we have done our best to quote this project accurately, it is your responsibility to determine that we have quoted what you and your customer want including suitability, Local Code Compliance, and fitness for purpose.
- Review this order carefully. Marvin product is made to order and is not returnable. We cannot accept changes/cancellations after your order has been signed off on and released into production.
- We cannot release and order unless this sheet is signed, dated, and returned to Ervin Architectural Products along with deposit.

Door Sill Limitations

Performance Sill -



PURCHASE APPROVAL/SIGN OFF

Project Subtotal Net Price: USD	37,410.25
6.000% Sales Tax: USD	2,244.62
Project Total Net Price: USD	39,654.87

I have reviewed all line item quotes in detail and agree that the product specifications and pricing are accurate, and I approve the project for order. I acknowledge that additional charges, tax or Terms and Conditions may apply.

Buyer: _____