



ESTIMATE

12/23/2021

Estimate **9958**

Proposal Made To

ORZO RESIDENCE
Ralph & Dawn Orzo

Ship To

LOT 5 - ARNIES LOOP
CAPE CHARLES, VA 23310

EAP Rep	EAP Job #	Project
JB		ORZO RESIDENCE

DESCRIPTION	QTY
MARVIN WINDOWS AND DOORS	
MARVIN ELEVATE STONE WHITE EXTERIOR - DESIGNER BLACK PAINTED INTERIOR WINDOWS AND DOORS AS DETAILED IN QUOTE #: SADN25B DATED 12/24/21.	1.00
WINDOWS AND DOOR ABOVE - PROFESSIONAL INSTALLATION PER AMERICAN ARCHITECTURAL MANUFACTURERS ASSOCIATION (AAMA)	1.00
EAP TO PROVIDE: LABOR FOAM FLASHING TAPE FASTENERS CUSTOM FABRICATED SILL PANS WITH MARVIN HD ALUMINUM COIL STOCK WITH AAMA 2605 PAINT FINISH - FOR DOORS	
PLEASE NOTE THAT IF A MAN LIFT SHOULD BE REQUIRED, IT WILL BE BILLED SEPARATELY OR PROVIDED BY THE GENERAL CONTRACTOR	
OPTION FOR FOUR PANEL SLIDING FRENCH DOOR (OXXO) 12070 TO REPLACE FOUR MARK <J> WINDOWS - ADD \$2935.07 + TAX (MATERIALS) AND ADD \$175 (NO TAX) FOR INSTALL.	
OPTION FOR THREE PANEL SLIDING FRENCH DOOR (OXO) 9070 TO REPLACE SINGLE OUTSWING FRENCH DOOR AT DR5. ADD \$2087.13 + TAX (MATERIALS) AND ADD \$395 (NO TAX) FOR INSTALL.	

We look forward to working with you on this and future projects !

Terms 50% DEPOSIT / BAL ON COMPLETION

MAKE CHECKS PAYABLE TO: ERVIN ARCHITECTURAL PRODUCTS.

A 3% CONVENIENCE FEE WILL BE ADDED FOR ALL CREDIT CARD PAYMENTS

A finance charge of 1.5 % per month will be charged on all accounts past due.
Ervin Architectural Products shall be entitled to recovery all costs of collection including reasonable
attorney fees. Quote valid for 30 days.

Subtotal	\$43,392.88
Sales Tax (6.0%)	\$2,171.57

TOTAL	\$45,564.45
--------------	--------------------

Approved by _____

ORZO RESIDENCE ELEVATE

Quote #: SADN25B

A Proposal for Window and Door Products prepared for:

Shipping Address:

ERVIN ARCHITECTURAL PRODUCTS
1255 CAROLINA RD
SUFFOLK, VA 23434-8729



ERVIN ARCHITECTURAL PRODUCTS
PO BOX 2715
VIRGINIA BEACH, VA 23450-2715
Phone: (757) 427-2929

This report was generated on 12/24/2021 12:00:19 PM using the Marvin Order Management System, version 0003.12.00 (Current). Price in USD. Unit availability and price are subject to change. Dealer terms and conditions may apply.

Project Description:

WINDOW <Q-T> USED FOR 'WET AREA' - INFINITY CAN NOT BE WHITE/BLACK - SAME WITH ESSENTIAL.

Featuring products from:



UNIT SUMMARY

The following is a schedule of the windows and doors for this project. For additional unit details, please see Line Item Quotes.

Additional charges, tax or Terms and Conditions may apply. Detail pricing is per unit.

NUMBER OF LINES: 24	TOTAL UNIT QTY: 42	EXT NET PRICE: SEE EAP ESTIMATE
---------------------	--------------------	---------------------------------

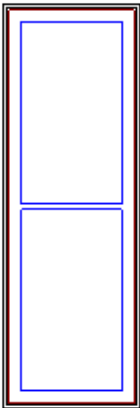
LINE	MARK UNIT	PRODUCT LINE	ITEM	QTY
1	A-T	Elevate	Casement CN 2159 RO 21" X 59 5/8"	2
2	B	Elevate	Awning CN 2523 RO 25" X 23 5/8"	7
3	C	Elevate	Double Hung CN 4864 RO 48 1/2" X 64 1/4"	1
4	D	Elevate	Double Hung CN 3652 RO 36 1/2" X 52 1/4"	4
5	E-T	Elevate	Elevate Assembly RO 41" X 43 3/4"	1
6	F	Elevate	Elevate Assembly RO 85" X 71 5/8"	2
7	G-T	Elevate	Casement CN 2535 RO 25" X 35 5/8"	1
8	G1-T	Elevate	Casement CN 2535 RO 25" X 35 5/8"	1
9	H	Elevate	Casement CN 2563 RO 25" X 63 5/8"	2
10	H1	Elevate	Casement CN 2563 RO 25" X 63 5/8"	2
11	I	Elevate	Casement CN 3371 RO 33" X 71 5/8"	1
12	I1	Elevate	Casement CN 3371 RO 33" X 71 5/8"	1
13	J	Elevate	Direct Glaze Rectangle RO 31" X 77 5/8"	4
14	K	Elevate	Elevate Assembly RO 85" X 63 5/8"	1
15	L	Elevate	Elevate Assembly RO 85" X 31 5/8"	1
16	M	Elevate	Casement CN 2547 RO 25" X 47 5/8"	1
17	M1	Elevate	Casement CN 2547 RO 25" X 47 5/8"	1
18	N-T	Elevate	Elevate Assembly RO 49" X 63 5/8"	1
19	O	Elevate	Elevate Assembly	1

			RO 49" X 31 5/8"	
20	P	Elevate	Double Hung CN 3660 RO 36 1/2" X 60 1/4"	3
21	Q-T	Infinity	Awning Picture RO 25" X 23 5/8"	1
22	R	Elevate	Awning CN 2523 RO 25" X 23 5/8"	1
23	DR5	Elevate	Outswing French Door CN 3070 RO 37 5/16" X 86 1/2"	1
24	J DOOR ALT	Elevate	Sliding French Door CN 12070 RO 142" X 86 1/2"	1
25	DR5 ALT	Elevate	Sliding French Door CN 9070 RO 107 1/2" X 86 1/2"	1

LINE ITEM QUOTES

The following is a schedule of the windows and doors for this project. For additional unit details, please see Line Item Quotes. Additional charges, tax or Terms and Conditions may apply. Detail pricing is per unit.

Line #1	Mark Unit: A-T	Net Price:		
Qty: 2		Ext. Net Price:	USD	

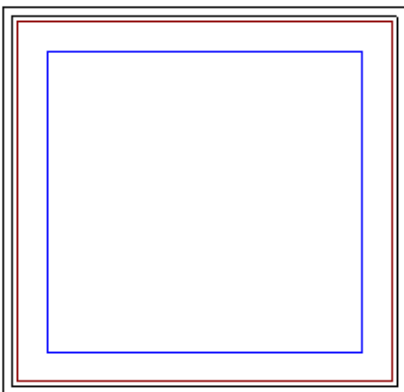


As Viewed From The Exterior

CN 2159
RO 21" X 59 5/8"
Egress Information
No Egress Information available.

Stone White Exterior
Painted Interior Finish - Designer Black Pine Interior
Elevate Casement - Stationary
CN 2159
Tempered Low E2 w/Argon
Black Perimeter and Spacer Bar
7/8" SDL - With Spacer Bar - Black
Rectangular - Special Cut 1W2H
Stone White Ext - Painted Interior Finish - Designer Black Int
4 9/16" Jambs
Nailing Fin
***Note: Divided lite cut alignment may not be accurately represented in the OMS drawing. Please consult your local representative for exact specifications.
***Note: Unit Availability and Price is Subject to Change

Line #2	Mark Unit: B	Net Price:		
Qty: 7		Ext. Net Price:	USD	

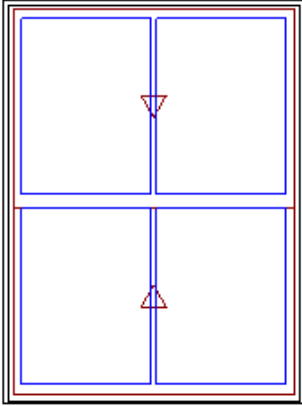


As Viewed From The Exterior

CN 2523
RO 25" X 23 5/8"
Egress Information
No Egress Information available.

Stone White Exterior
Painted Interior Finish - Designer Black Pine Interior
Elevate Awning - Stationary
CN 2523
Low E2 w/Argon
Black Perimeter Bar
4 9/16" Jambs
Nailing Fin
***Note: Unit Availability and Price is Subject to Change

Line #3 Qty: 1	Mark Unit: C	Net Price: Ext. Net Price:	USD	
-------------------	--------------	-------------------------------	-----	--



As Viewed From The Exterior

CN 4864

RO 48 1/2" X 64 1/4"

Egress Information

Width: 44 3/8" Height: 26 33/64"

Net Clear Opening: 8.17 SqFt

Stone White Exterior
White Interior
Elevate Double Hung
CN 4864
Low E2 w/Argon
Stainless Perimeter and Spacer Bar
7/8" SDL - With Spacer Bar - Stainless
Rectangular - Standard Cut 2W1H
Stone White Ext - White Int
White Weather Strip Package
White Sash Lock
PG Upgrade
Exterior Aluminum Screen
Stone White Surround
Bright View Mesh
***Screen/Combo Ship Loose

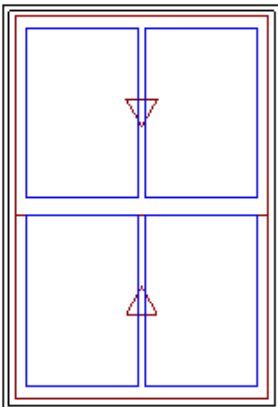
4 9/16" Jambs

Nailing Fin

***Note: Divided lite cut alignment may not be accurately represented in the OMS drawing. Please consult your local representative for exact specifications.

***Note: Unit Availability and Price is Subject to Change

Line #4 Qty: 4	Mark Unit: D	Net Price: Ext. Net Price:	USD	
-------------------	--------------	-------------------------------	-----	--



As Viewed From The Exterior

CN 3652

RO 36 1/2" X 52 1/4"

Egress Information

Width: 32 3/8" Height: 20 33/64"

Net Clear Opening: 4.61 SqFt

Stone White Exterior
White Interior
Elevate Double Hung
CN 3652
Low E2 w/Argon
Stainless Perimeter and Spacer Bar
7/8" SDL - With Spacer Bar - Stainless
Rectangular - Standard Cut 2W1H
Stone White Ext - White Int
White Weather Strip Package
White Sash Lock
PG Upgrade
Exterior Aluminum Screen
Stone White Surround
Bright View Mesh
***Screen/Combo Ship Loose

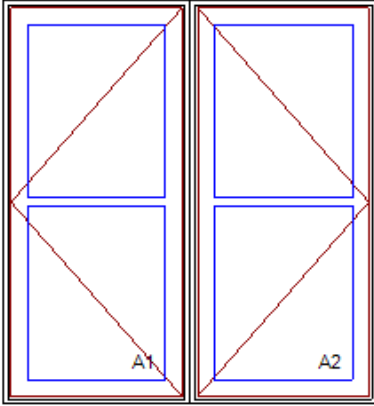
4 9/16" Jambs

Nailing Fin

***Note: Divided lite cut alignment may not be accurately represented in the OMS drawing. Please consult your local representative for exact specifications.

***Note: Unit Availability and Price is Subject to Change

Line #5 Qty: 1	Mark Unit: E-T	Net Price: Ext. Net Price:	USD	
-------------------	----------------	-------------------------------	-----	--



As Viewed From The Exterior

RO 41" X 43 3/4"

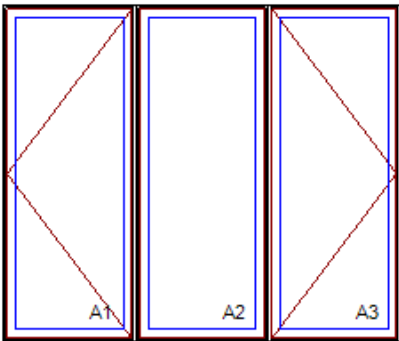
Egress Information A1, A2

Width: 11 15/64" Height: 38 27/32"

Net Clear Opening: 3.03 SqFt

Stone White Exterior
Painted Interior Finish - Designer Black Pine Interior
2W1H - Rectangle Assembly
Unit: A1
Elevate Casement - Left Hand
CN 2143
Tempered Low E2 w/Argon
Unit: A2
Elevate Casement - Right Hand
CN 2143
Tempered Low E2 w/Argon
Black Perimeter and Spacer Bar
7/8" SDL - With Spacer Bar - Black
Rectangular - Special Cut 1W2H
Stone White Ext - Painted Interior Finish - Designer Black Int
Matte Black Folding Handle with Coastal Hardware
Interior Aluminum Screen
Bright View Mesh
Ebony Surround
***Screen/Combo Ship Loose
4 9/16" Jambs
Nailing Fin w/ Certification Brackets
***Note: Divided lite cut alignment may not be accurately represented in the OMS drawing. Please consult your local representative for exact specifications.
***Note: This configuration is certified to AAMA 450.
***Note: Unit Availability and Price is Subject to Change

Line #6 Qty: 2	Mark Unit: F	Net Price: Ext. Net Price:	USD	
-------------------	--------------	-------------------------------	-----	--



As Viewed From The Exterior

RO 85" X 71 5/8"

Egress Information A1, A3

Width: 21 7/8" Height: 66 23/32"

Net Clear Opening: 10.14 SqFt

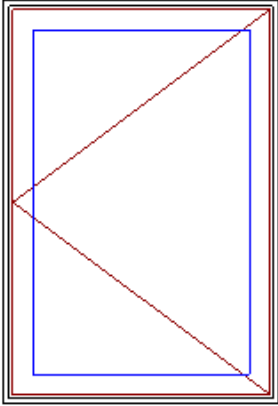
Egress Information A2

No Egress Information available.

Stone White Exterior
Painted Interior Finish - Designer Black Pine Interior
3W1H - Rectangle Assembly
Unit: A1
Elevate Casement - Left Hand
CN 2971
Tempered Low E2 w/Argon
Unit: A2
Elevate Casement - Stationary
CN 2971
Tempered Low E2 w/Argon
Black Perimeter Bar
Unit: A3
Elevate Casement - Right Hand
CN 2971
Tempered Low E2 w/Argon
Black Perimeter Bar
Matte Black Folding Handle with Coastal Hardware
Interior Aluminum Screen
Bright View Mesh
Ebony Surround
***Screen/Combo Ship Loose
4 9/16" Jambs
Nailing Fin w/ Certification Brackets
***Note: This configuration is certified to AAMA 450.
***Note: Unit Availability and Price is Subject to Change

Line #7 Qty: 1	Mark Unit: G-T	Net Price: Ext. Net Price:	USD	
-------------------	----------------	-------------------------------	-----	--

MARVIN 



As Viewed From The Exterior

CN 2535

RO 25" X 35 5/8"

Egress Information

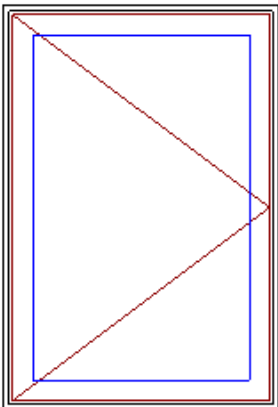
Width: 15 15/64" Height: 30 23/32"

Net Clear Opening: 3.25 SqFt

Stone White Exterior
Painted Interior Finish - Designer Black Pine Interior
Elevate Casement - Left Hand
CN 2535
Tempered Low E2 w/Argon
Black Perimeter Bar
Matte Black Folding Handle with Coastal Hardware
Interior Aluminum Screen
Bright View Mesh
Ebony Surround
***Screen/Combo Ship Loose
4 9/16" Jambs
Nailing Fin
***Note: Unit Availability and Price is Subject to Change

Line #8 Qty: 1	Mark Unit: G1-T	Net Price: Ext. Net Price:	USD	
-------------------	-----------------	-------------------------------	-----	--

MARVIN 



As Viewed From The Exterior

CN 2535

RO 25" X 35 5/8"

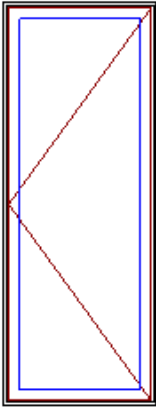
Egress Information

Width: 15 15/64" Height: 30 23/32"

Net Clear Opening: 3.25 SqFt

Stone White Exterior
Painted Interior Finish - Designer Black Pine Interior
Elevate Casement - Right Hand
CN 2535
Tempered Low E2 w/Argon
Black Perimeter Bar
Matte Black Folding Handle with Coastal Hardware
Interior Aluminum Screen
Bright View Mesh
Ebony Surround
***Screen/Combo Ship Loose
4 9/16" Jambs
Nailing Fin
***Note: Unit Availability and Price is Subject to Change

Line #9 Qty: 2	Mark Unit: H	Net Price: Ext. Net Price:	USD	
-------------------	--------------	-------------------------------	-----	--



As Viewed From The Exterior

CN 2563

RO 25" X 63 5/8"

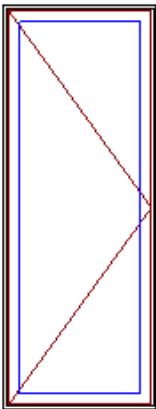
Egress Information

Width: 15 15/64" Height: 58 23/32"

Net Clear Opening: 6.22 SqFt

Stone White Exterior
Painted Interior Finish - Designer Black Pine Interior
Elevate Casement - Left Hand
CN 2563
Low E2 w/Argon
Black Perimeter Bar
Matte Black Folding Handle with Coastal Hardware
Interior Aluminum Screen
Bright View Mesh
Ebony Surround
***Screen/Combo Ship Loose
4 9/16" Jambs
Nailing Fin
***Note: Unit Availability and Price is Subject to Change

Line #10 Qty: 2	Mark Unit: H1	Net Price: Ext. Net Price:	USD	
--------------------	---------------	-------------------------------	-----	--



As Viewed From The Exterior

CN 2563

RO 25" X 63 5/8"

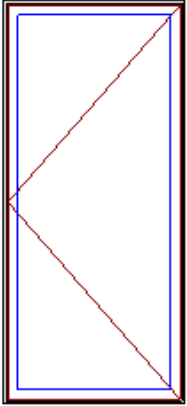
Egress Information

Width: 15 15/64" Height: 58 23/32"

Net Clear Opening: 6.22 SqFt

Stone White Exterior
Painted Interior Finish - Designer Black Pine Interior
Elevate Casement - Right Hand
CN 2563
Low E2 w/Argon
Black Perimeter Bar
Matte Black Folding Handle with Coastal Hardware
Interior Aluminum Screen
Bright View Mesh
Ebony Surround
***Screen/Combo Ship Loose
4 9/16" Jambs
Nailing Fin
***Note: Unit Availability and Price is Subject to Change

Line #11	Mark Unit: I	Net Price:	
Qty: 1		Ext. Net Price:	USD

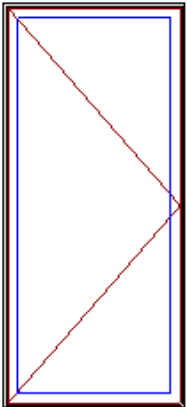


As Viewed From The Exterior

CN 3371
RO 33" X 71 5/8"
Egress Information
Width: 23 15/64" Height: 66 23/32"
Net Clear Opening: 10.77 SqFt

Stone White Exterior
Painted Interior Finish - Designer Black Pine Interior
Elevate Casement - Left Hand
CN 3371
Tempered Low E2 w/Argon
Black Perimeter Bar
Matte Black Folding Handle with Coastal Hardware
Interior Aluminum Screen
Bright View Mesh
Ebony Surround
***Screen/Combo Ship Loose
4 9/16" Jambs
Nailing Fin
***Note: Unit Availability and Price is Subject to Change

Line #12	Mark Unit: I1	Net Price:	
Qty: 1		Ext. Net Price:	USD




As Viewed From The Exterior

CN 3371
RO 33" X 71 5/8"
Egress Information
Width: 23 15/64" Height: 66 23/32"
Net Clear Opening: 10.77 SqFt

Stone White Exterior
Painted Interior Finish - Designer Black Pine Interior
Elevate Casement - Right Hand
CN 3371
Tempered Low E2 w/Argon
Black Perimeter Bar
Matte Black Folding Handle with Coastal Hardware
Interior Aluminum Screen
Bright View Mesh
Ebony Surround
***Screen/Combo Ship Loose
4 9/16" Jambs
Nailing Fin
***Note: Unit Availability and Price is Subject to Change

Line #13 Qty: 4	Mark Unit: J	Net Price: Ext. Net Price:	USD	
--------------------	--------------	-------------------------------	-----	--



As Viewed From The Exterior

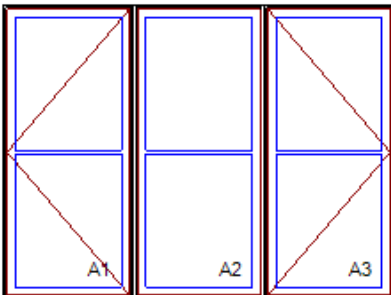
RO 31" X 77 5/8"

Egress Information

No Egress Information available.

Stone White Exterior
Painted Interior Finish - Designer Black Pine Interior
Elevate Direct Glaze Rectangle
Frame Size 30" X 77 1/8"
Low E2 w/Argon
Black Perimeter Bar
Additional Mull Info: Stand Alone
4 9/16" Jambs
Nailing Fin CA/AWN Frame
***Note: Unit Availability and Price is Subject to Change

Line #14 Qty: 1	Mark Unit: K	Net Price: Ext. Net Price:	USD	
--------------------	--------------	-------------------------------	-----	--



As Viewed From The Exterior

RO 85" X 63 5/8"

Egress Information A1, A3

Width: 21 7/8" Height: 58 23/32"

Net Clear Opening: 8.92 SqFt

Egress Information A2

No Egress Information available.

Stone White Exterior
Painted Interior Finish - Designer Black Pine Interior
3W1H - Rectangle Assembly
Unit: A1
Elevate Casement - Left Hand
CN 2963
Low E2 w/Argon
Unit: A2
Elevate Casement - Stationary
CN 2963
Low E2 w/Argon
Unit: A3
Elevate Casement - Right Hand
CN 2963
Low E2 w/Argon
Black Perimeter and Spacer Bar
7/8" SDL - With Spacer Bar - Black
Rectangular - Special Cut 1W2H
Stone White Ext - Painted Interior Finish - Designer Black Int
Matte Black Folding Handle with Coastal Hardware
Interior Aluminum Screen
Bright View Mesh
Ebony Surround
***Screen/Combo Ship Loose
4 9/16" Jambs
Nailing Fin w/ Certification Brackets
***Note: Divided lite cut alignment may not be accurately represented in the OMS drawing. Please consult your local representative for exact specifications.
***Note: This configuration is certified to AAMA 450.
***Note: Unit Availability and Price is Subject to Change

Line #15 Qty: 1	Mark Unit: L	Net Price: Ext. Net Price:	USD	
--------------------	--------------	-------------------------------	-----	--

MARVIN 



As Viewed From The Exterior

RO 85" X 31 5/8"

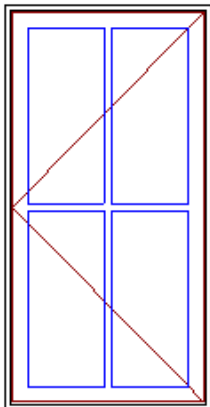
Egress Information A1, A2, A3

No Egress Information available.

Stone White Exterior
Painted Interior Finish - Designer Black Pine Interior
3W1H - Rectangle Assembly
Unit: A1
Elevate Casement - Stationary
CN 2931
Low E2 w/Argon
Unit: A2
Elevate Casement - Stationary
CN 2931
Low E2 w/Argon
Unit: A3
Elevate Casement - Stationary
CN 2931
Low E2 w/Argon
Black Perimeter Bar
4 9/16" Jambs
Nailing Fin w/ Certification Brackets
***Note: This configuration is certified to AAMA 450.
***Note: Unit Availability and Price is Subject to Change

Line #16 Qty: 1	Mark Unit: M	Net Price: Ext. Net Price:	USD	
--------------------	--------------	-------------------------------	-----	--

MARVIN 



As Viewed From The Exterior

CN 2547

RO 25" X 47 5/8"

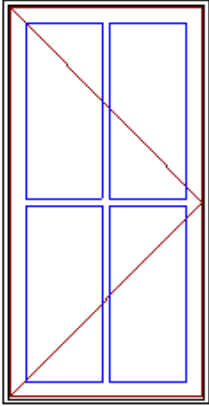
Egress Information

Width: 15 15/64" Height: 42 23/32"

Net Clear Opening: 4.52 SqFt

Stone White Exterior
Painted Interior Finish - Designer Black Pine Interior
Elevate Casement - Left Hand
CN 2547
Low E2 w/Argon
Black Perimeter and Spacer Bar
7/8" SDL - With Spacer Bar - Black
Rectangular - Standard Cut 2W2H
Stone White Ext - Painted Interior Finish - Designer Black Int
Matte Black Folding Handle with Coastal Hardware
Interior Aluminum Screen
Bright View Mesh
Ebony Surround
***Screen/Combo Ship Loose
4 9/16" Jambs
Nailing Fin
***Note: Divided lite cut alignment may not be accurately represented in the OMS drawing. Please consult your local representative for exact specifications.
***Note: Unit Availability and Price is Subject to Change

Line #17	Mark Unit: M1	Net Price:	
Qty: 1		Ext. Net Price:	USD



As Viewed From The Exterior

CN 2547

RO 25" X 47 5/8"

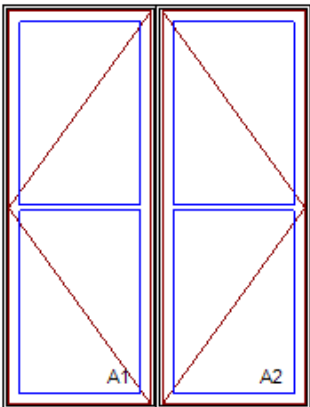
Egress Information

Width: 15 15/64" Height: 42 23/32"

Net Clear Opening: 4.52 SqFt

Stone White Exterior
Painted Interior Finish - Designer Black Pine Interior
Elevate Casement - Right Hand
CN 2547
Low E2 w/Argon
Black Perimeter and Spacer Bar
7/8" SDL - With Spacer Bar - Black
Rectangular - Standard Cut 2W2H
Stone White Ext - Painted Interior Finish - Designer Black Int
Matte Black Folding Handle with Coastal Hardware
Interior Aluminum Screen
Bright View Mesh
Ebony Surround
***Screen/Combo Ship Loose
4 9/16" Jambs
Nailing Fin
***Note: Divided lite cut alignment may not be accurately represented in the OMS drawing. Please consult your local representative for exact specifications.
***Note: Unit Availability and Price is Subject to Change

Line #18	Mark Unit: N-T	Net Price:	
Qty: 1		Ext. Net Price:	USD



As Viewed From The Exterior

RO 49" X 63 5/8"

Egress Information A1, A2

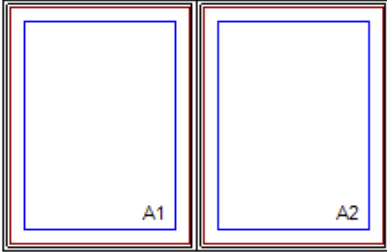
Width: 15 15/64" Height: 58 23/32"

Net Clear Opening: 6.22 SqFt

Stone White Exterior
Painted Interior Finish - Designer Black Pine Interior
2W1H - Rectangle Assembly
Unit: A1
Elevate Casement - Left Hand
CN 2563
Tempered Low E3 w/Argon
Unit: A2
Elevate Casement - Right Hand
CN 2563
Tempered Low E3 w/Argon
Black Perimeter and Spacer Bar
7/8" SDL - With Spacer Bar - Black
Rectangular - Special Cut 1W2H
Stone White Ext - Painted Interior Finish - Designer Black Int
Matte Black Folding Handle with Coastal Hardware
Interior Aluminum Screen
Bright View Mesh
Ebony Surround
***Screen/Combo Ship Loose
4 9/16" Jambs
Nailing Fin w/ Certification Brackets
***Note: Divided lite cut alignment may not be accurately represented in the OMS drawing. Please consult your local representative for exact specifications.
***Note: This configuration is certified to AAMA 450.
***Note: Unit Availability and Price is Subject to Change

Line #19 Qty: 1	Mark Unit: O	Net Price: Ext. Net Price:	USD	
--------------------	--------------	-------------------------------	-----	--

MARVIN 



As Viewed From The Exterior

RO 49" X 31 5/8"

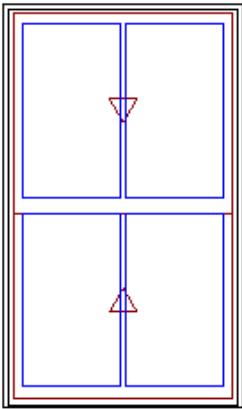
Egress Information A1, A2

No Egress Information available.

Stone White Exterior
Painted Interior Finish - Designer Black Pine Interior
2W1H - Rectangle Assembly
Unit: A1
Elevate Casement - Stationary
CN 2531
Low E3 w/Argon
Unit: A2
Elevate Casement - Stationary
CN 2531
Low E3 w/Argon
Black Perimeter Bar
4 9/16" Jamb
Nailing Fin w/ Certification Brackets
***Note: This configuration is certified to AAMA 450.
***Note: Unit Availability and Price is Subject to Change

Line #20 Qty: 3	Mark Unit: P	Net Price: Ext. Net Price:	USD	
--------------------	--------------	-------------------------------	-----	--

MARVIN 



As Viewed From The Exterior

CN 3660

RO 36 1/2" X 60 1/4"

Egress Information


Width: 32 3/8" Height: 25 49/64"

Net Clear Opening: 5.79 SqFt

Stone White Exterior
White Interior
Elevate Double Hung
CN 3660
Low E2 w/Argon
Stainless Perimeter and Spacer Bar
7/8" SDL - With Spacer Bar - Stainless
Rectangular - Standard Cut 2W1H
Stone White Ext - White Int
White Weather Strip Package
White Sash Lock
PG Upgrade
Exterior Aluminum Screen
Stone White Surround
Bright View Mesh
***Screen/Combo Ship Loose
4 9/16" Jamb
Nailing Fin
***Note: Divided lite cut alignment may not be accurately represented in the OMS drawing. Please consult your local representative for exact specifications.
***Note: Unit Availability and Price is Subject to Change

Line #21 Qty: 1	Mark Unit: Q-T	Net Price: Ext. Net Price:	USD	
--------------------	----------------	-------------------------------	-----	--

INFINITY
from **MARVIN**
REPLACEMENT WINDOWS



As Viewed From The Exterior

RO 25" X 23 5/8"

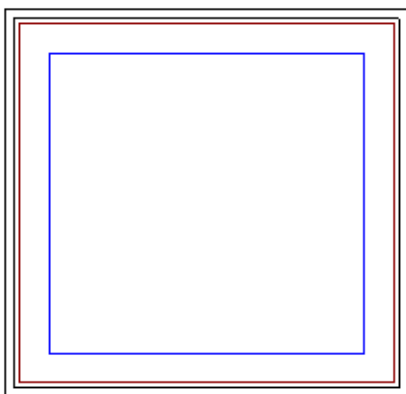
Egress Information

No Egress Information available.

Stone White Exterior
Stone White Interior
Infinity Awning Picture
Tempered Low E2 w/Argon
Stainless Perimeter Bar
Beige Weather Strip
2 1/4" Jambs
Nailing Fin
***Note: Unit Availability and Price is Subject to Change

Line #22 Qty: 1	Mark Unit: R	Net Price: Ext. Net Price:	USD	
--------------------	--------------	-------------------------------	-----	--

MARVIN



As Viewed From The Exterior

CN 2523

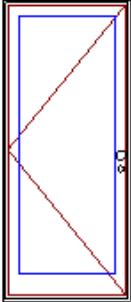
RO 25" X 23 5/8"

Egress Information


No Egress Information available.

Stone White Exterior
White Interior
Elevate Awning - Stationary
CN 2523
Low E2 w/Argon
Black Perimeter Bar
4 9/16" Jambs
Nailing Fin
***Note: Unit Availability and Price is Subject to Change

Line #23 Qty: 1	Mark Unit: DR5	Net Price: Ext. Net Price:	USD	
--------------------	----------------	-------------------------------	-----	--



Active



As Viewed From The Exterior

CN 3070

RO 37 5/16" X 86 1/2"

Egress Information

Width: 31 37/64" Height: 83 3/64"

Net Clear Opening: 18.21 SqFt

Stone White Exterior
Painted Interior Finish - Designer Black Pine Interior
Elevate Outswing French Door X Right Hand
CN 3070

Tempered Low E2 w/Argon

Black Perimeter Bar

Multi-Point Lock

Northfield Handle Satin Nickel PVD Keyed Exterior Primary Handle Set

Northfield Handle Satin Nickel PVD Interior Primary Handle Set

Satin Nickel PVD Adjustable Hinges

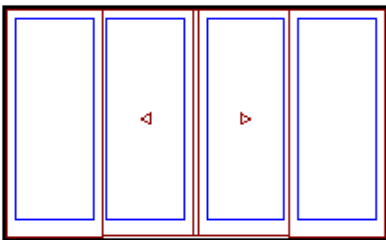
Beige Ultrex Sill / Beige Weather Strip

4 9/16" Jamb

Nailing Fin

***Note: Unit Availability and Price is Subject to Change

Line #24 Qty: 1	Mark Unit: J DOOR ALT	Net Price: Ext. Net Price:	USD	
--------------------	-----------------------	-------------------------------	-----	--



As Viewed From The Exterior

CN 12070

RO 142" X 86 1/2"

Egress Information

Width: 59 3/64" Height: 81 15/64"

Net Clear Opening: 33.31 SqFt

Stone White Exterior
Painted Interior Finish - Designer Black Pine Interior
Elevate Sliding French Door OXXO Left Hand
CN 12070

Tempered Low E2 w/Argon

Black Perimeter Bar

Black Interior Weather Strip Package

Multi-Point Lock

Northfield Handle Satin Nickel PVD Keyed Exterior Primary Handle Set

Northfield Handle Satin Nickel PVD Interior Primary Handle Set

Northfield Handle Satin Nickel PVD Exterior Secondary Handle Set

Northfield Handle Satin Nickel PVD Interior Secondary Handle Set

Keyed Alike

Keyed Alike Group 1

Coastal Lock Mech & Rollers

Exterior Sliding Screen

Stone White Surround

Bright View Mesh

***Screen/Combo Ship Loose

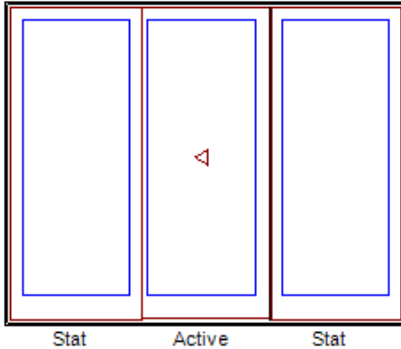
Beige Ultrex Sill / Beige Weather Strip

4 9/16" Jamb

Nailing Fin

***Note: Unit Availability and Price is Subject to Change

Line #25 Qty: 1	Mark Unit: DR5 ALT	Net Price: Ext. Net Price:	USD	
--------------------	--------------------	-------------------------------	-----	--



As Viewed From The Exterior

CN 9070

RO 107 1/2" X 86 1/2"

Egress Information

Width: 29 31/64" Height: 81 15/64"

Net Clear Opening: 16.63 SqFt

Stone White Exterior
Painted Interior Finish - Designer Black Pine Interior
Elevate Sliding French Door OXO Left Hand
CN 9070
Rough Opening 107 1/2" X 86 1/2"
Left Panel
Stone White Exterior
Painted Interior Finish - Designer Black Pine Interior
IG - 1 Lite
Tempered Low E2 w/Argon
Black Perimeter Bar
Center Panel
Stone White Exterior
Painted Interior Finish - Designer Black Pine Interior
IG - 1 Lite
Tempered Low E2 w/Argon
Black Perimeter Bar
Right Panel
Stone White Exterior
Painted Interior Finish - Designer Black Pine Interior
IG - 1 Lite
Tempered Low E2 w/Argon
Black Perimeter Bar
Black Interior Weather Strip Package
Multi-Point Lock
Northfield Handle Satin Nickel PVD Keyed Exterior Primary Handle Set
Northfield Handle Satin Nickel PVD Interior Primary Handle Set
Keyed Alike
Keyed Alike Group 1
Exterior Sliding Screen
Stone White Surround
Bright View Mesh
***Screen/Combo Ship Loose
Beige Ultrex Sill / Beige Weather Strip
4 9/16" Jamb
Nailing Fin
***Note: Unit Availability and Price is Subject to Change