

# FROEHLER-GLEYSTEN ELEVATE

Quote #: 65ULY5R

A Proposal for Window and Door Products prepared for:

**Shipping Address:**

ERVIN ARCHITECTURAL PRODUCTS  
1255 CAROLINA RD  
SUFFOLK, VA 23434-8729



ERVIN ARCHITECTURAL PRODUCTS  
PO BOX 2715  
VIRGINIA BEACH, VA 23450-2715  
Phone: (757) 427-2929

This report was generated on 1/17/2022 11:56:23 AM using the Marvin Order Management System, version 0003.12.00 (Current). Price in USD. Unit availability and price are subject to change. Dealer terms and conditions may apply.

**Project Description:**

*ALL SINGLE CASEMENTS LEFT HAND. DETERMINE HANDING REQMTS PRIOR TO ORDER!*

**Featuring products from:**



## UNIT SUMMARY

The following is a schedule of the windows and doors for this project. For additional unit details, please see Line Item Quotes.

Additional charges, tax or Terms and Conditions may apply. Detail pricing is per unit.

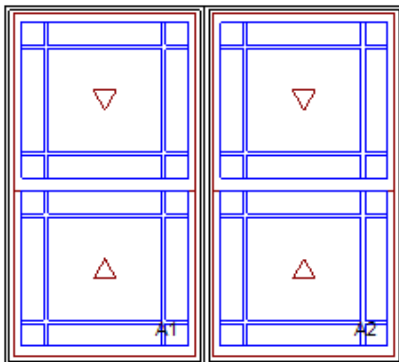
|                     |                    |                              |
|---------------------|--------------------|------------------------------|
| NUMBER OF LINES: 17 | TOTAL UNIT QTY: 37 | EXT NET PRICE: USD 62,162.39 |
|---------------------|--------------------|------------------------------|

| LINE | MARK UNIT | PRODUCT LINE | ITEM  | QTY |
|------|-----------|--------------|---|-----|
| 1    | A         | Elevate      | Elevate Assembly<br>RO 72" X 64 1/4"                                      | 3   |
| 2    | B         | Elevate      | Elevate Assembly<br>RO 52" X 72 1/4"                                      | 1   |
| 3    | C         | Elevate      | Casement<br>CN 2171<br>RO 21" X 71 5/8"                                   | 6   |
| 4    | D         | Elevate      | Double Hung<br>CN 3672<br>RO 36 1/2" X 72 1/4"                            | 2   |
| 5    | E-T       | Elevate      | Elevate Assembly<br>RO 41" X 71 5/8"                                      | 1   |
| 6    | F-T       | Elevate      | Elevate Assembly<br>RO 72" X 72 1/4"                                      | 1   |
| 7    | G         | Elevate      | Elevate Assembly<br>RO 96" X 72 1/4"                                      | 1   |
| 8    | H         | Elevate      | Elevate Assembly<br>RO 72" X 56 1/4"                                      | 1   |
| 9    | J         | Elevate      | Double Hung<br>CN 2672<br>RO 26 1/2" X 72 1/4"                            | 5   |
| 10   | K         | Elevate      | Double Hung<br>CN 3656<br>RO 36 1/2" X 56 1/4"                            | 1   |
| 11   | L         | Elevate      | Elevate Assembly<br>RO 77 1/2" X 72 1/4"                                  | 1   |
| 12   | M         | Ultimate     | Direct Glaze Round Top  | 1   |
| 13   | N         | Elevate      | Double Hung<br>CN 3664<br>RO 36 1/2" X 64 1/4"                            | 2   |
| 14   | P         | Elevate      | Casement<br>CN 2163<br>RO 21" X 63 5/8"                                   | 4   |
| 15   | Q         | Elevate      | Elevate Assembly<br>RO 96" X 64 1/4"                                      | 1   |
| 16   | R         | Elevate      | Aluminum Direct Glaze Round Top<br>Double Hung<br>CN 3248<br>RO 32" X 48" | 1   |
| 17   | S         | Ultimate     | Casement Operator Round Top<br>CN 2464<br>RO 25" X 63 5/8"                | 5   |

## LINE ITEM QUOTES

The following is a schedule of the windows and doors for this project. For additional unit details, please see Line Item Quotes. Additional charges, tax or Terms and Conditions may apply. Detail pricing is per unit.

|         |              |                 |     |  |
|---------|--------------|-----------------|-----|--|
| Line #1 | Mark Unit: A | Net Price:      |     |  |
| Qty: 3  |              | Ext. Net Price: | USD |  |



As Viewed From The Exterior

RO 72" X 64 1/4"

Egress Information A1, A2

Width: 32 3/8" Height: 26 33/64"

Net Clear Opening: 5.96 SqFt

Pebble Gray Exterior  
White Interior  
2W1H - Rectangle Assembly  
Unit: A1  
Elevate Double Hung  
CN 3664  
Low E2 w/Argon  
Stainless Perimeter Bar  
GBG  
Prairie 9 3W3H  
9 Rect Lites  
4" X 4" Corner DLO  
Pebble Gray Ext - White Int  
White Weather Strip Package  
White Sash Lock  
PG Upgrade  
Exterior Aluminum Screen  
Pebble Gray Surround  
Bright View Mesh  
\*\*\*Screen/Combo Ship Loose

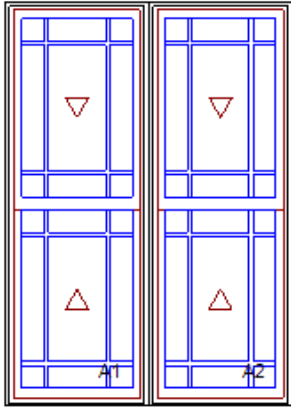
Unit: A2  
Elevate Double Hung  
CN 3664  
Low E2 w/Argon  
Stainless Perimeter Bar  
GBG  
Prairie 9 3W3H  
9 Rect Lites  
4" X 4" Corner DLO  
Pebble Gray Ext - White Int  
White Weather Strip Package  
White Sash Lock  
PG Upgrade  
Exterior Aluminum Screen  
Pebble Gray Surround  
Bright View Mesh  
\*\*\*Screen/Combo Ship Loose

6 9/16" Jambs  
Jamb Extension from 4 9/16" to 6 9/16"  
Nailing Fin

\*\*\*Note: Divided lite cut alignment may not be accurately represented in the OMS drawing. Please consult your local representative for exact specifications.

\*\*\*Note: Unit Availability and Price is Subject to Change

|         |              |                 |     |
|---------|--------------|-----------------|-----|
| Line #2 | Mark Unit: B | Net Price:      |     |
| Qty: 1  |              | Ext. Net Price: | USD |



As Viewed From The Exterior

RO 52" X 72 1/4"

**Egress Information A1, A2**

Width: 22 3/8" Height: 30 33/64"

Net Clear Opening: 4.74 SqFt

Pebble Gray Exterior  
White Interior  
2W1H - Rectangle Assembly  
Unit: A1  
Elevate Double Hung  
CN 2672  
Low E2 w/Argon  
Stainless Perimeter Bar  
GBG  
Prairie 9 3W3H  
9 Rect Lites  
4" X 4" Corner DLO  
Pebble Gray Ext - White Int  
White Weather Strip Package  
White Sash Lock  
PG Upgrade  
Exterior Aluminum Screen  
Pebble Gray Surround  
Bright View Mesh  
\*\*\*Screen/Combo Ship Loose

Unit: A2  
Elevate Double Hung  
CN 2672  
Low E2 w/Argon  
Stainless Perimeter Bar  
GBG  
Prairie 9 3W3H  
9 Rect Lites  
4" X 4" Corner DLO  
Pebble Gray Ext - White Int  
White Weather Strip Package  
White Sash Lock  
PG Upgrade  
Exterior Aluminum Screen  
Pebble Gray Surround  
Bright View Mesh  
\*\*\*Screen/Combo Ship Loose

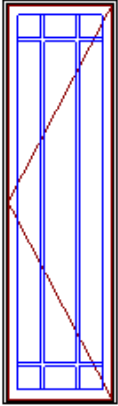
6 9/16" Jambs  
Jamb Extension from 4 9/16" to 6 9/16"

Nailing Fin

\*\*\*Note: Divided lite cut alignment may not be accurately represented in the OMS drawing. Please consult your local representative for exact specifications.

\*\*\*Note: Unit Availability and Price is Subject to Change

|                   |              |                               |     |  |
|-------------------|--------------|-------------------------------|-----|--|
| Line #3<br>Qty: 6 | Mark Unit: C | Net Price:<br>Ext. Net Price: | USD |  |
|-------------------|--------------|-------------------------------|-----|--|



As Viewed From The Exterior

CN 2171

RO 21" X 71 5/8"

**Egress Information**

Width: 11 15/64" Height: 66 23/32"  
Net Clear Opening: 5.21 SqFt

Pebble Gray Exterior  
White Interior  
Elevate Casement - Left Hand  
CN 2171  
Low E2 w/Argon  
Stainless Perimeter Bar  
GBG  
Prairie 9 3W3H  
9 Rect Lites  
4" X 4" Corner DLO  
Pebble Gray Ext - White Int  
White Folding Handle with Coastal Hardware  
Interior Aluminum Screen  
Bright View Mesh  
White Surround  
\*\*\*Screen/Combo Ship Loose

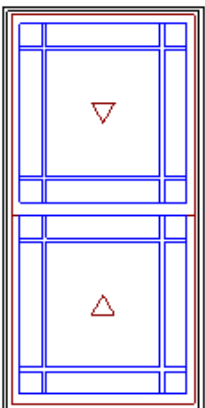
6 9/16" Jambs  
Jamb Extension from 4 9/16" to 6 9/16"

Nailing Fin

\*\*\*Note: Divided lite cut alignment may not be accurately represented in the OMS drawing. Please consult your local representative for exact specifications.

\*\*\*Note: Unit Availability and Price is Subject to Change

|                   |              |                               |     |  |
|-------------------|--------------|-------------------------------|-----|--|
| Line #4<br>Qty: 2 | Mark Unit: D | Net Price:<br>Ext. Net Price: | USD |  |
|-------------------|--------------|-------------------------------|-----|--|



As Viewed From The Exterior

CN 3672

RO 36 1/2" X 72 1/4"

**Egress Information**

Width: 32 3/8" Height: 30 33/64"  
Net Clear Opening: 6.86 SqFt

Pebble Gray Exterior  
White Interior  
Elevate Double Hung  
CN 3672  
Low E2 w/Argon  
Stainless Perimeter Bar  
GBG  
Prairie 9 3W3H  
9 Rect Lites  
4" X 4" Corner DLO  
Pebble Gray Ext - White Int  
White Weather Strip Package  
White Sash Lock  
PG Upgrade  
Exterior Aluminum Screen  
Pebble Gray Surround  
Bright View Mesh  
\*\*\*Screen/Combo Ship Loose

6 9/16" Jambs  
Jamb Extension from 4 9/16" to 6 9/16"

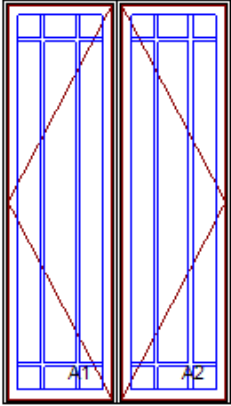
Nailing Fin

\*\*\*Note: Divided lite cut alignment may not be accurately represented in the OMS drawing. Please consult your local representative for exact specifications.

\*\*\*Note: Unit Availability and Price is Subject to Change

|                   |                |                               |     |  |
|-------------------|----------------|-------------------------------|-----|--|
| Line #5<br>Qty: 1 | Mark Unit: E-T | Net Price:<br>Ext. Net Price: | USD |  |
|-------------------|----------------|-------------------------------|-----|--|

**MARVIN** 



As Viewed From The Exterior

RO 41" X 71 5/8"

Egress Information A1, A2

Width: 11 15/64" Height: 66 23/32"

Net Clear Opening: 5.21 SqFt

Pebble Gray Exterior  
White Interior  
2W1H - Rectangle Assembly  
Unit: A1  
Elevate Casement - Left Hand  
CN 2171  
Tempered Low E2 w/Argon  
Stainless Perimeter Bar  
GBG  
Prairie 9 3W3H  
9 Rect Lites  
4" X 4" Corner DLO  
Pebble Gray Ext - White Int  
White Folding Handle with Coastal Hardware  
Interior Aluminum Screen  
Bright View Mesh  
White Surround  
\*\*\*Screen/Combo Ship Loose

Unit: A2

Elevate Casement - Right Hand  
CN 2171

Tempered Low E2 w/Argon  
Stainless Perimeter Bar  
GBG  
Prairie 9 3W3H  
9 Rect Lites  
4" X 4" Corner DLO  
Pebble Gray Ext - White Int  
White Folding Handle with Coastal Hardware  
Interior Aluminum Screen  
Bright View Mesh  
White Surround  
\*\*\*Screen/Combo Ship Loose

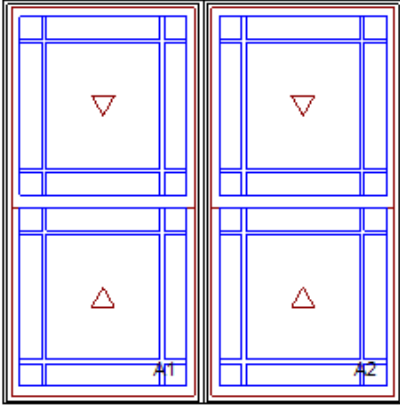
6 9/16" Jambs

Jamb Extension from 4 9/16" to 6 9/16"

Nailing Fin

\*\*\*Note: Divided lite cut alignment may not be accurately represented in the OMS drawing. Please consult your local representative for exact specifications.  
\*\*\*Note: Unit Availability and Price is Subject to Change

|         |                |                 |     |
|---------|----------------|-----------------|-----|
| Line #6 | Mark Unit: F-T | Net Price:      |     |
| Qty: 1  |                | Ext. Net Price: | USD |



As Viewed From The Exterior

RO 72" X 72 1/4"

Egress Information A1, A2

Width: 32 3/8" Height: 30 33/64"

Net Clear Opening: 6.86 SqFt

Pebble Gray Exterior  
White Interior  
2W1H - Rectangle Assembly  
Unit: A1  
Elevate Double Hung  
CN 3672  
Tempered Low E2 w/Argon  
Stainless Perimeter Bar  
GBG  
Prairie 9 3W3H  
9 Rect Lites  
4" X 4" Corner DLO  
Pebble Gray Ext - White Int  
White Weather Strip Package  
White Sash Lock  
PG Upgrade  
Exterior Aluminum Screen  
Pebble Gray Surround  
Bright View Mesh  
\*\*\*Screen/Combo Ship Loose

Unit: A2  
Elevate Double Hung  
CN 3672  
Tempered Low E2 w/Argon  
Stainless Perimeter Bar  
GBG  
Prairie 9 3W3H  
9 Rect Lites  
4" X 4" Corner DLO  
Pebble Gray Ext - White Int  
White Weather Strip Package  
White Sash Lock  
PG Upgrade  
Exterior Aluminum Screen  
Pebble Gray Surround  
Bright View Mesh  
\*\*\*Screen/Combo Ship Loose

6 9/16" Jambs  
Jamb Extension from 4 9/16" to 6 9/16"

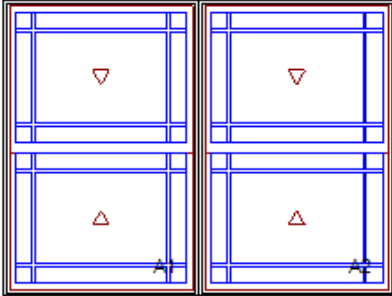
Nailing Fin

\*\*\*Note: Divided lite cut alignment may not be accurately represented in the OMS drawing. Please consult your local representative for exact specifications.

\*\*\*Note: Unit Availability and Price is Subject to Change

|         |              |                 |     |
|---------|--------------|-----------------|-----|
| Line #7 | Mark Unit: G | Net Price:      |     |
| Qty: 1  |              | Ext. Net Price: | USD |

**MARVIN** 



As Viewed From The Exterior

RO 96" X 72 1/4"

Egress Information A1, A2

Width: 44 3/8" Height: 30 33/64"

Net Clear Opening: 9.40 SqFt

Pebble Gray Exterior  
White Interior  
2W1H - Rectangle Assembly  
Unit: A1  
Elevate Double Hung  
CN 4872  
Low E2 w/Argon  
Stainless Perimeter Bar  
GBG  
Prairie 9 3W3H  
9 Rect Lites  
4" X 4" Corner DLO  
Pebble Gray Ext - White Int  
White Weather Strip Package  
White Sash Lock  
PG Upgrade  
Exterior Aluminum Screen  
Pebble Gray Surround  
Bright View Mesh  
\*\*\*Screen/Combo Ship Loose

Unit: A2  
Elevate Double Hung  
CN 4872  
Low E2 w/Argon  
Stainless Perimeter Bar  
GBG  
Prairie 9 3W3H  
9 Rect Lites  
4" X 4" Corner DLO  
Pebble Gray Ext - White Int  
White Weather Strip Package  
White Sash Lock  
PG Upgrade  
Exterior Aluminum Screen  
Pebble Gray Surround  
Bright View Mesh  
\*\*\*Screen/Combo Ship Loose

6 9/16" Jambs  
Jamb Extension from 4 9/16" to 6 9/16"

Nailing Fin

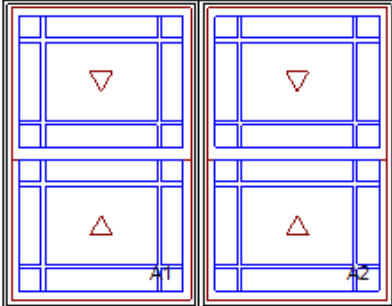
\*\*\*Note: Divided lite cut alignment may not be accurately represented in the OMS drawing. Please consult your local representative for exact specifications.

\*\*\*Note: Unit Availability and Price is Subject to Change



|         |              |                 |     |
|---------|--------------|-----------------|-----|
| Line #8 | Mark Unit: H | Net Price:      |     |
| Qty: 1  |              | Ext. Net Price: | USD |

**MARVIN** 



As Viewed From The Exterior

RO 72" X 56 1/4"

Egress Information A1, A2

Width: 32 3/8" Height: 22 33/64"

Net Clear Opening: 5.06 SqFt

Pebble Gray Exterior  
White Interior  
2W1H - Rectangle Assembly  
Unit: A1  
Elevate Double Hung  
CN 3656  
Low E2 w/Argon  
Stainless Perimeter Bar  
GBG  
Prairie 9 3W3H  
9 Rect Lites  
4" X 4" Corner DLO  
Pebble Gray Ext - White Int  
White Weather Strip Package  
White Sash Lock  
PG Upgrade  
Exterior Aluminum Screen  
Pebble Gray Surround  
Bright View Mesh  
\*\*\*Screen/Combo Ship Loose

Unit: A2  
Elevate Double Hung  
CN 3656  
Low E2 w/Argon  
Stainless Perimeter Bar  
GBG  
Prairie 9 3W3H  
9 Rect Lites  
4" X 4" Corner DLO  
Pebble Gray Ext - White Int  
White Weather Strip Package  
White Sash Lock  
PG Upgrade  
Exterior Aluminum Screen  
Pebble Gray Surround  
Bright View Mesh  
\*\*\*Screen/Combo Ship Loose

6 9/16" Jambs  
Jamb Extension from 4 9/16" to 6 9/16"

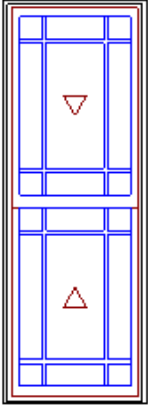
Nailing Fin

\*\*\*Note: Divided lite cut alignment may not be accurately represented in the OMS drawing. Please consult your local representative for exact specifications.

\*\*\*Note: Unit Availability and Price is Subject to Change

|                   |              |                               |     |  |
|-------------------|--------------|-------------------------------|-----|--|
| Line #9<br>Qty: 5 | Mark Unit: J | Net Price:<br>Ext. Net Price: | USD |  |
|-------------------|--------------|-------------------------------|-----|--|

**MARVIN** 



As Viewed From The Exterior

CN 2672

RO 26 1/2" X 72 1/4"

**Egress Information**

Width: 22 3/8" Height: 30 33/64"

Net Clear Opening: 4.74 SqFt

Pebble Gray Exterior  
White Interior  
Elevate Double Hung  
CN 2672  
Low E2 w/Argon  
Stainless Perimeter Bar  
GBG  
Prairie 9 3W3H  
9 Rect Lites  
4" X 4" Corner DLO  
Pebble Gray Ext - White Int  
White Weather Strip Package  
White Sash Lock  
PG Upgrade  
Exterior Aluminum Screen  
Pebble Gray Surround  
Bright View Mesh  
\*\*\*Screen/Combo Ship Loose

6 9/16" Jambs

Jamb Extension from 4 9/16" to 6 9/16"

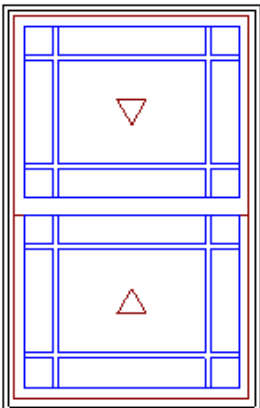
Nailing Fin

\*\*\*Note: Divided lite cut alignment may not be accurately represented in the OMS drawing. Please consult your local representative for exact specifications.

\*\*\*Note: Unit Availability and Price is Subject to Change

|                    |              |                               |     |  |
|--------------------|--------------|-------------------------------|-----|--|
| Line #10<br>Qty: 1 | Mark Unit: K | Net Price:<br>Ext. Net Price: | USD |  |
|--------------------|--------------|-------------------------------|-----|--|

**MARVIN** 



As Viewed From The Exterior

CN 3656

RO 36 1/2" X 56 1/4"

**Egress Information**

Width: 32 3/8" Height: 22 33/64"

Net Clear Opening: 5.06 SqFt

Pebble Gray Exterior  
White Interior  
Elevate Double Hung  
CN 3656  
Low E2 w/Argon  
Stainless Perimeter Bar  
GBG  
Prairie 9 3W3H  
9 Rect Lites  
4" X 4" Corner DLO  
Pebble Gray Ext - White Int  
White Weather Strip Package  
White Sash Lock  
PG Upgrade  
Exterior Aluminum Screen  
Pebble Gray Surround  
Bright View Mesh  
\*\*\*Screen/Combo Ship Loose

6 9/16" Jambs

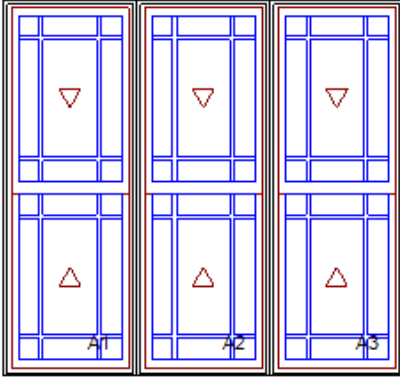
Jamb Extension from 4 9/16" to 6 9/16"

Nailing Fin

\*\*\*Note: Divided lite cut alignment may not be accurately represented in the OMS drawing. Please consult your local representative for exact specifications.

\*\*\*Note: Unit Availability and Price is Subject to Change

|          |              |                 |     |
|----------|--------------|-----------------|-----|
| Line #11 | Mark Unit: L | Net Price:      |     |
| Qty: 1   |              | Ext. Net Price: | USD |



As Viewed From The Exterior

RO 77 1/2" X 72 1/4"

Egress Information A1, A2, A3

Width: 22 3/8" Height: 30 33/64"

Net Clear Opening: 4.74 SqFt

Pebble Gray Exterior  
White Interior  
3W1H - Rectangle Assembly  
Unit: A1  
Elevate Double Hung  
CN 2672  
Low E2 w/Argon  
Stainless Perimeter Bar  
GBG  
Prairie 9 3W3H  
9 Rect Lites  
4" X 4" Corner DLO  
Pebble Gray Ext - White Int  
White Weather Strip Package  
White Sash Lock  
PG Upgrade  
Exterior Aluminum Screen  
Pebble Gray Surround  
Bright View Mesh  
\*\*\*Screen/Combo Ship Loose

Unit: A2  
Elevate Double Hung  
CN 2672  
Low E2 w/Argon  
Stainless Perimeter Bar  
GBG  
Prairie 9 3W3H  
9 Rect Lites  
4" X 4" Corner DLO  
Pebble Gray Ext - White Int  
White Weather Strip Package  
White Sash Lock  
PG Upgrade  
Exterior Aluminum Screen  
Pebble Gray Surround  
Bright View Mesh  
\*\*\*Screen/Combo Ship Loose

Unit: A3  
Elevate Double Hung  
CN 2672  
Low E2 w/Argon  
Stainless Perimeter Bar  
GBG  
Prairie 9 3W3H  
9 Rect Lites  
4" X 4" Corner DLO  
Pebble Gray Ext - White Int  
White Weather Strip Package  
White Sash Lock  
PG Upgrade  
Exterior Aluminum Screen  
Pebble Gray Surround  
Bright View Mesh  
\*\*\*Screen/Combo Ship Loose

6 9/16" Jambs  
Jamb Extension from 4 9/16" to 6 9/16"  
Nailing Fin

\*\*\*Note: Divided lite cut alignment may not be accurately represented in the  
OMS drawing. Please consult your local representative for exact specifications.

\*\*\*Note: Unit Availability and Price is Subject to Change

|                    |              |                               |     |  |
|--------------------|--------------|-------------------------------|-----|--|
| Line #12<br>Qty: 1 | Mark Unit: M | Net Price:<br>Ext. Net Price: | USD |  |
|--------------------|--------------|-------------------------------|-----|--|



**Egress Information**

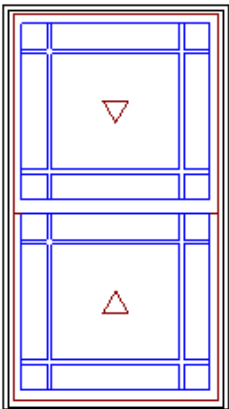
No Egress Information available.

Pebble Gray Clad Exterior  
Painted Interior Finish - White - Pine Interior  
Ultimate Direct Glaze Round Top - RT35  
Frame Size 64" X 23"  
Manufacture Per Sketch

**This shape requires Technical Services approval. Design changes may deviate from submitted template or drawing to adhere to manufacturing capabilities.**

IG  
Low E2 w/Argon  
Stainless Perimeter Bar  
GBG - Contour  
Rectangular 4W2H  
8 Rect Lites  
Pebble Gray Ext - White Int  
6 9/16" Jambs  
Nailing Fin  
\*\*\*Note: Unit Availability and Price is Subject to Change

|                    |              |                               |     |  |
|--------------------|--------------|-------------------------------|-----|--|
| Line #13<br>Qty: 2 | Mark Unit: N | Net Price:<br>Ext. Net Price: | USD |  |
|--------------------|--------------|-------------------------------|-----|--|



As Viewed From The Exterior

CN 3664

RO 36 1/2" X 64 1/4"

**Egress Information**

Width: 32 3/8" Height: 26 33/64"

Net Clear Opening: 5.96 SqFt

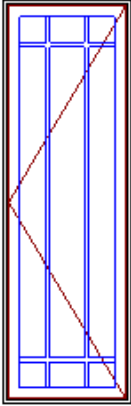
Pebble Gray Exterior  
White Interior  
Elevate Double Hung  
CN 3664  
Low E2 w/Argon  
Stainless Perimeter Bar  
GBG  
Prairie 9 3W3H  
9 Rect Lites  
4" X 4" Corner DLO  
Pebble Gray Ext - White Int  
White Weather Strip Package  
White Sash Lock  
PG Upgrade  
Exterior Aluminum Screen  
Pebble Gray Surround  
Bright View Mesh  
\*\*\*Screen/Combo Ship Loose

6 9/16" Jambs  
Jamb Extension from 4 9/16" to 6 9/16"  
Nailing Fin

\*\*\*Note: Divided lite cut alignment may not be accurately represented in the OMS drawing. Please consult your local representative for exact specifications.

\*\*\*Note: Unit Availability and Price is Subject to Change

|                    |              |                               |     |  |
|--------------------|--------------|-------------------------------|-----|--|
| Line #14<br>Qty: 4 | Mark Unit: P | Net Price:<br>Ext. Net Price: | USD |  |
|--------------------|--------------|-------------------------------|-----|--|

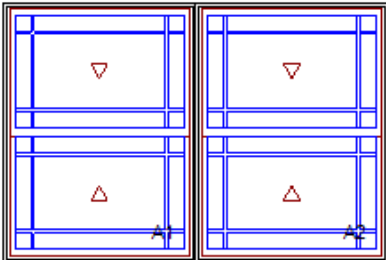


As Viewed From The Exterior

CN 2163  
RO 21" X 63 5/8"  
**Egress Information**  
Width: 11 15/64" Height: 58 23/32"  
Net Clear Opening: 4.58 SqFt

Pebble Gray Exterior  
White Interior  
Elevate Casement - Left Hand  
CN 2163  
Rough Opening 21" X 63 5/8"  
Pebble Gray Exterior  
White Interior  
IG  
Low E2 w/Argon  
Stainless Perimeter Bar  
GBG  
Prairie 9 3W3H  
9 Rect Lites  
4" X 4" Corner DLO  
Pebble Gray Ext - White Int  
White Folding Handle with Coastal Hardware  
Interior Aluminum Screen  
Bright View Mesh  
White Surround  
\*\*\*Screen/Combo Ship Loose  
6 9/16" Jambs  
Jamb Extension from 4 9/16" to 6 9/16"  
Nailing Fin  
\*\*\*Note: Divided lite cut alignment may not be accurately represented in the OMS drawing. Please consult your local representative for exact specifications.  
\*\*\*Note: Unit Availability and Price is Subject to Change

|                    |              |                               |     |  |
|--------------------|--------------|-------------------------------|-----|--|
| Line #15<br>Qty: 1 | Mark Unit: Q | Net Price:<br>Ext. Net Price: | USD |  |
|--------------------|--------------|-------------------------------|-----|--|

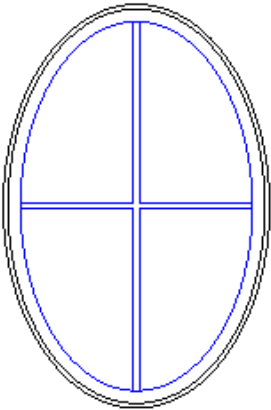


As Viewed From The Exterior

RO 96" X 64 1/4"  
**Egress Information A1, A2**  
Width: 44 3/8" Height: 26 33/64"  
Net Clear Opening: 8.17 SqFt

Pebble Gray Exterior  
White Interior  
2W1H - Rectangle Assembly  
Unit: A1  
Elevate Double Hung  
CN 4864  
Unit: A2  
Elevate Double Hung  
CN 4864  
Low E2 w/Argon  
Stainless Perimeter Bar  
GBG  
Prairie 9 3W3H  
9 Rect Lites  
4" X 4" Corner DLO  
Pebble Gray Ext - White Int  
White Weather Strip Package  
White Sash Lock  
PG Upgrade  
Exterior Aluminum Screen  
Pebble Gray Surround  
Bright View Mesh  
\*\*\*Screen/Combo Ship Loose  
6 9/16" Jambs  
Jamb Extension from 4 9/16" to 6 9/16"  
Nailing Fin  
\*\*\*Note: Divided lite cut alignment may not be accurately represented in the OMS drawing. Please consult your local representative for exact specifications.  
\*\*\*Note: Unit Availability and Price is Subject to Change

|                    |              |                               |     |  |
|--------------------|--------------|-------------------------------|-----|--|
| Line #16<br>Qty: 1 | Mark Unit: R | Net Price:<br>Ext. Net Price: | USD |  |
|--------------------|--------------|-------------------------------|-----|--|

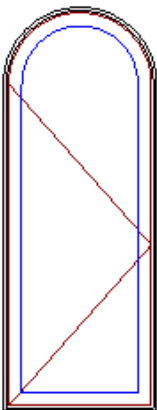


As Viewed From The Exterior

CN 3248  
RO 32" X 48"  
**Egress Information**  
No Egress Information available.

Pebble Gray Exterior  
White Interior  
Elevate Aluminum Direct Glaze Round Top Double Hung RT28  
CN 3248  
Low E2 w/Argon  
Stainless Perimeter Bar  
GBG  
Rectangular - Standard Cut 2W2H  
4 Rect Lites  
Pebble Gray Ext - White Int  
6 9/16" Jamb  
Jamb Extension from 4 9/16" to 6 9/16"  
Nailing Fin - Stand Alone  
\*\*\*Note: Divided lite cut alignment may not be accurately represented in the  
OMS drawing. Please consult your local representative for exact specifications.  
\*\*\*Note: Unit Availability and Price is Subject to Change

|                    |              |                               |     |  |
|--------------------|--------------|-------------------------------|-----|--|
| Line #17<br>Qty: 5 | Mark Unit: S | Net Price:<br>Ext. Net Price: | USD |  |
|--------------------|--------------|-------------------------------|-----|--|



As Viewed From The Exterior

CN 2464  
RO 25" X 63 5/8"  
**Egress Information**  
Width: 18 29/64" Height: 46 1/64"  
Net Clear Opening: 5.90 SqFt

Pebble Gray Clad Exterior  
Painted Interior Finish - White - Pine Interior  
Ultimate Casement Operator Round Top - RT2  
Right Hand  
CN 2464  
Rough Opening Springline from bottom: 51 1/8"  
Frame Size 24" X 63 1/8"  
FS Springline from bottom: 51 1/8"  
Pebble Gray Clad Sash Exterior  
Painted Interior Finish - White - Pine Sash Interior  
IG - 3/4" - 1 Lite  
Low E2 w/Argon  
Stainless Perimeter Bar  
Ogee Interior Glazing Profile  
Standard Bottom Rail  
Beige Weather Strip  
White Folding Handle  
White Multi - Point Lock  
Stainless Steel Hardware  
Brushed Stainless Steel Butt Hinge  
Aluminum Screen  
White Surround  
Bright View Mesh  
\*\*\*Screen/Combo Ship Loose  
6 9/16" Jamb  
Nailing Fin  
\*\*\*Note: Rotating wash mode hardware is not available on Ultimate Round Top  
operating units.  
\*\*\*Note: Unit Availability and Price is Subject to Change

|                                 |           |
|---------------------------------|-----------|
| Project Subtotal Net Price: USD | 62,162.39 |
| 6.000% Sales Tax: USD           | 3,729.74  |
| Project Total Net Price: USD    | 65,892.13 |

## TERMS AND CONDITIONS

- All Marvin Pricing Valid for 30 days.
- All custom - Requires 50% Deposit at time of order placement / Shop drawing approval.
- All Pricing is for material only unless otherwise stated.
- While we have done our best to quote this project accurately, it is your responsibility to determine that we have quoted what you and your customer want including suitability, Local Code Compliance, and fitness for purpose.
- Review this order carefully. Marvin product is made to order and is not returnable. We cannot accept changes/cancellations after your order has been signed off on and released into production.
- We cannot release and order unless this sheet is signed, dated, and returned to Ervin Architectural Products along with deposit.

## PURCHASE APPROVAL/SIGN OFF

|                                 |           |
|---------------------------------|-----------|
| Project Subtotal Net Price: USD | 62,162.39 |
| 6.000% Sales Tax: USD           | 3,729.74  |
| Project Total Net Price: USD    | 65,892.13 |

I have reviewed all line item quotes in detail and agree that the product specifications and pricing are accurate, and I approve the project for order. I acknowledge that additional charges, tax or Terms and Conditions may apply.

Buyer: \_\_\_\_\_

---

• *Installation Option - \$ 6650.00*

• **INSTALLATION OF WINDOW UNITS AS LISTED IN QUOTE ABOVE; ALL UNITS SHALL BE INSTALLED AS PER MANUFACTURERS WRITTEN INSTRUCTIONS AND BY FACTORY TRAINED / INSTALLATION MASTERS CERTIFIED INSTALLERS, METHOD "A1" INSTALLATION. ALL FLASHING MATERIALS INCLUDED COMPLY WITH ASTM E2112-01, SECTION 5.13. (6" BUTYL FLASHING TAPE & FLEX TAPE SILLS, CAULK, LOW EXPANSION FOAM, SHIMS & FASTENERS).**

• **ANY ALTERATION TO OPENINGS NEEDED TO ALLOW FOR PROPER INSTALLATION OF WINDOW/DOOR PRODUCTS WILL BE HANDLED ON A TIME AND MATERIALS BASIS WITH PRIOR APPROVAL FROM GC. INSTALLERS SHALL CLEAN UP AND DISPOSE OF INSTALLATION RELATED DEBRIS (GC PROVIDED DUMPSTER).**

Buyer: \_\_\_\_\_