

Quote Form



ERVIN MOULDING & TRIM COMPANY
1364 LONDON BRIDGE ROAD
VIRGINIA BEACH VA 23439
757-427-2929


Project Information (ID #5762826 Revision #9102007)
[Hide](#)

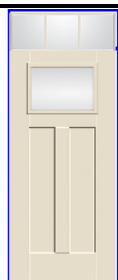
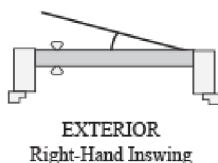
Project Name: WeldonFieldRowe-Shirley Park Mathews Model Customer: Contact Name: Phone (Main): Phone (Cell): Customer Type: Terms:	Quote Date: 01/28/2022 Submitted Date: PO#: Sales Rep Name: David Canton
---	---

Delivery Information
[Hide](#)

Shipping Contact: Shipping Address: City: State: Zip:	Comments:
--	------------------

Unit Detail
[Hide All Configuration Options](#)

Item: 0001: Ext 36" x 80" S2610-FF-LE / 30TL7FG RHI 4 9/16" On-Guard Primed	Location: DR1 - ENTRY	Quantity: 1
Smooth Star 36"x80" Single Door w Transom		1,354.36


Configuration Options [Hide](#)


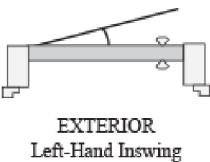
EXT Single Door w Transom 36" x 80" S2610-FF-LE (Clear)/ 30TL7FG, 4 9/16" On-Guard Primed, On-Guard Primed Standard Brickmould, Right Hand Inswing, Brushed Nickel Radius x Square (Self Aligning) Hinges, Mill Finish w Light Cap Composite Adjustable Sill, Bronze Compression Weatherstripping, Double Lock Bore 2-3/4" Backset Bore, Strike Prep

Rough Opening: 38 1/2" x 96"

Total Unit: 40 1/4" x 96 7/8" (Includes Exterior Casing)

Item Total: \$ 1,354.36
Item Quantity Total: \$ 1,354.36

Item: 0002: Ext 36" x 96" S8140-LE 6 9/16" On-Guard Primed	Location: DR2 - BACK DOOR	Quantity: 1
Smooth Star 36"x96" Single Door		1,483.18



Configuration Options [Hide](#)

EXT Single Door 36" x 96" S8140-LE (Clear), 6 9/16" On-Guard Primed, Left Hand Inswing, Brushed Nickel Radius x Square (Self Aligning) Hinges, Mill Finish w Light Cap Composite Adjustable Sill, Bronze Compression Weatherstripping, Double Lock Bore 2-3/4" Backset Bore, Strike Prep

Rough Opening: 38 1/2" x 98 1/2"
Total Unit: 36" x 98"(Includes Exterior Casing)

Item Total: \$ 1,483.18
Item Quantity Total: \$ 1,483.18

Item: 0003: Ext 36" x 96" S8140-LE 6 9/16" On-Guard Primed	Location: DR3 - MSTR BR 1	Quantity: 1
Smooth Star 36"x96" Single Door		1,548.49



Configuration Options [Hide](#)

EXT Single Door 36" x 96" S8140-LE (Clear), 6 9/16" On-Guard Primed, Left Hand Inswing, Stainless Steel Radius x Square (Self Aligning) Hinges, Mill Finish w Light Cap Composite Adjustable Sill, Bronze Compression Weatherstripping, Double Lock Bore 2-3/4" Backset Bore, Strike Prep

Rough Opening: 38 1/2" x 98 1/2"
Total Unit: 36" x 98"(Includes Exterior Casing)

Item Total: \$ 1,548.49
Item Quantity Total: \$ 1,548.49

Unit Summary				Hide
Item	Description	Quantity	Unit Price	Total Price
0001	Ext 36" x 80" S2610-FF-LE / 30TL7FG RHI 4 9/16" On-Guard Primed	1	\$ 1,354.36	\$ 1,354.36
0002	Ext 36" x 96" S8140-LE 6 9/16" On-Guard Primed	1	\$ 1,483.18	\$ 1,483.18
0003	Ext 36" x 96" S8140-LE 6 9/16" On-Guard Primed	1	\$ 1,548.49	\$ 1,548.49

Project Adjustments	
INSTALLATION	\$ 480.00

SUBMITTED BY:		SUBTOTAL:	\$ 4,866.03
ACCEPTED BY:		TAXES (6 %):	\$ 263.16
DATE:		GRAND TOTAL:	\$ 5,129.19

Additional Information:

I understand that this order will be placed according to these specifications and is non-refundable.
All products are unfinished unless otherwise specified and should be finished as per the instructions provided by the manufacturer.
Images on this quote should be considered a representation of the product and may vary with respect to color, actual finish options and decorative glass privacy ratings. Please verify with sales associate before purchasing.
Unless otherwise noted, prices are subject to change without notice, and orders accepted subject to prices in effect at time of shipment. Prices in this catalog apply only to sizes and descriptions listed; any other specifications will be considered special and invoiced as such.