



ESTIMATE

2/9/2022

Estimate

9751

Proposal Made To

AREA CONTRACTING
MIKE PENDER
219B 59th STREET
VIRGINIA BEACH, VA 23451

Ship To

142 PINWOOD ROAD
VIRGINIA BEACH, VA 23451

EAP Rep	EAP Job #	Project
JB		DUCKWORTH POOLHOUSE

DESCRIPTION	QTY
WINDOWS AND DOORS (Revised 2/9/22)	
MARVIN ELEVATE WINDOWS AND DOORS - EBONY EXTERIOR WHITE PAINTED PINE INTERIOR - SEE QUOTE :#FRGV1HB DATED 02/09/2022 FOR MORE DETAILS. 7 WINDOWS 2 DOORS	1.00
EXTERIOR DOORS - SEE QUOTE #5465807 DATED 10/14/21 FOR MORE DETAILS. DR9 - EXT Single Door 36" x 84" S262-SDLLE (SDL) DR10 - EXT Single Door 36" x 84" S262XN-SDL (Granite)	1.00
WINDOWS - PROFESSIONAL INSTALLATION PER AMERICAN ARCHITECTURAL MANUFACTURERS ASSOCIATION (AAMA)	1.00

EAP TO PROVIDE:
LABOR
FOAM
FLASHING TAPE
FASTENERS

PLEASE NOTE THAT IF A MAN LIFT SHOULD BE REQUIRED, IT WILL BE BILLED
SEPARATELY OR PROVIDED BY THE GENERAL CONTRACTOR

We look forward to working with you on this and future projects !

Terms 50% DOWN/BALANCE ON DELIVERY

MAKE CHECKS PAYABLE TO: ERVIN ARCHITECTURAL PRODUCTS.

A 3% CONVENIENCE FEE WILL BE ADDED FOR ALL CREDIT CARD PAYMENTS

A finance charge of 1.5 % per month will be charged on all accounts past due.
Ervin Architectural Products shall be entitled to recovery all costs of collection including reasonable
attorney fees. Quote valid for 30 days.

Subtotal	\$26,338.59
Sales Tax (6.0%)	\$1,463.32

TOTAL	\$27,801.91
--------------	--------------------

Approved by _____

DUCKWORTH POOLHOUSE

142 PINWOOD ROAD

Quote #: FRGV1HB

A Proposal for Window and Door Products prepared for:

Shipping Address:

ERVIN ARCHITECTURAL PRODUCTS
1255 CAROLINA RD
SUFFOLK, VA 23434-8729



ERVIN ARCHITECTURAL PRODUCTS
PO BOX 2715
VIRGINIA BEACH, VA 23450-2715
Phone: (757) 427-2929

This report was generated on 2/9/2022 4:52:46 PM
using the Marvin Order Management System,
version 0003.12.00 (Current). Price in USD. Unit
availability and price are subject to change. Dealer
terms and conditions may apply.

Featuring products from:



UNIT SUMMARY

The following is a schedule of the windows and doors for this project. For additional unit details, please see Line Item Quotes.

Additional charges, tax or Terms and Conditions may apply. Detail pricing is per unit.

NUMBER OF LINES: 6

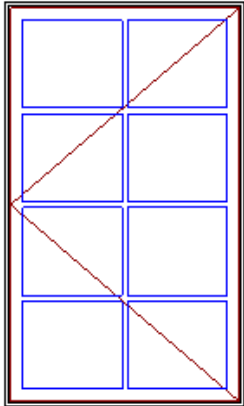
TOTAL UNIT QTY: 9

LINE	MARK UNIT	PRODUCT LINE	ITEM	QTY
1	K	Elevate	Casement RO 37" X 59 5/8"	1
2	K-T	Elevate	Casement RO 37" X 59 5/8"	2
3	N	Elevate	Casement RO 37" X 35 5/8"	2
4	P	Elevate	Elevate Assembly RO 109" X 59 5/8"	2
7	DR11	Elevate	Inswing French Door RO 72" X 86 1/2"	1
8	DR12	Elevate	Inswing French Door RO 72" X 86 1/2"	1

LINE ITEM QUOTES

The following is a schedule of the windows and doors for this project. For additional unit details, please see Line Item Quotes. Additional charges, tax or Terms and Conditions may apply. Detail pricing is per unit.

Line #1	Mark Unit: K			
Qty: 1				



As Viewed From The Exterior

FS 36" X 59 1/8"

RO 37" X 59 5/8"

Egress Information

Width: 27 15/64" Height: 54 23/32"

Net Clear Opening: 10.35 SqFt

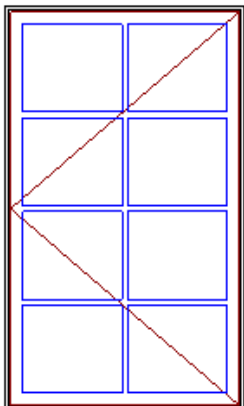
Ebony Exterior
White Interior
Elevate Casement - Left Hand
CN 3759
Rough Opening 37" X 59 5/8"
Ebony Exterior
White Interior
IG
Low E2 w/Argon
Black Perimeter and Spacer Bar
7/8" SDL - With Spacer Bar - Black
Rectangular - Special Cut 2W4H
Ebony Ext - White Int
White Folding Handle with Coastal Hardware
Interior Aluminum Screen
Bright View Mesh
White Surround
***Screen/Combo Ship Loose
4 9/16" Jambs

Nailing Fin

***Note: Divided lite cut alignment may not be accurately represented in the OMS drawing. Please consult your local representative for exact specifications.

***Note: Unit Availability and Price is Subject to Change

Line #2	Mark Unit: K-T			
Qty: 2				



As Viewed From The Exterior

FS 36" X 59 1/8"

RO 37" X 59 5/8"

Egress Information

Width: 27 15/64" Height: 54 23/32"

Net Clear Opening: 10.35 SqFt

Ebony Exterior
White Interior
Elevate Casement - Left Hand
CN 3759
Rough Opening 37" X 59 5/8"
Ebony Exterior
White Interior
IG
Tempered Low E2 w/Argon
Black Perimeter and Spacer Bar
7/8" SDL - With Spacer Bar - Black
Rectangular - Special Cut 2W4H
Ebony Ext - White Int
White Folding Handle with Coastal Hardware
Interior Aluminum Screen
Bright View Mesh
White Surround
***Screen/Combo Ship Loose
4 9/16" Jambs

Nailing Fin

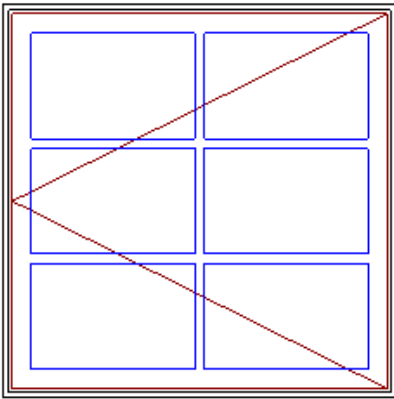
***Note: Divided lite cut alignment may not be accurately represented in the OMS drawing. Please consult your local representative for exact specifications.

***Note: Unit Availability and Price is Subject to Change

Line #3	Mark Unit: N			
---------	--------------	--	--	--

Qty: 2

MARVIN 



As Viewed From The Exterior

FS 36" X 35 1/8"

RO 37" X 35 5/8"

Egress Information

Width: 27 15/64" Height: 30 23/32"

Net Clear Opening: 5.81 SqFt

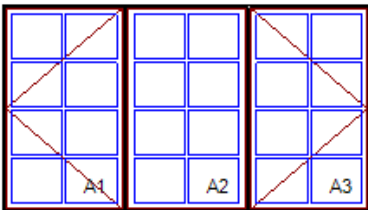
Ebony Exterior
White Interior
Elevate Casement - Left Hand
CN 3735
Rough Opening 37" X 35 5/8"
Ebony Exterior
White Interior
IG
Low E2 w/Argon
Black Perimeter and Spacer Bar
7/8" SDL - With Spacer Bar - Black
Rectangular - Special Cut 2W3H
Ebony Ext - White Int
White Folding Handle with Coastal Hardware
Interior Aluminum Screen
Bright View Mesh
White Surround
***Screen/Combo Ship Loose
4 9/16" Jamb
Nailing Fin
***Note: Divided lite cut alignment may not be accurately represented in the
OMS drawing. Please consult your local representative for exact specifications.
***Note: Unit Availability and Price is Subject to Change

Line #4

Mark Unit: P

Qty: 2

MARVIN 



As Viewed From The Exterior

FS 108" X 59 1/8"

RO 109" X 59 5/8"

Egress Information A1, A3

Width: 27 15/64" Height: 54 23/32"

Net Clear Opening: 10.35 SqFt

Egress Information A2

No Egress Information available.

Ebony Exterior
White Interior
3W1H - Rectangle Assembly
Assembly Rough Opening
109" X 59 5/8"

Unit: A1
Elevate Casement - Left Hand
CN 3759
Rough Opening 37" X 59 5/8"
Ebony Exterior
White Interior
IG
Low E2 w/Argon
Black Perimeter and Spacer Bar
7/8" SDL - With Spacer Bar - Black
Rectangular - Special Cut 2W4H
Ebony Ext - White Int
White Folding Handle with Coastal Hardware
Interior Aluminum Screen
Bright View Mesh
White Surround
***Screen/Combo Ship Loose

Unit: A2
Elevate Casement - Stationary
CN 3759
Rough Opening 37" X 59 5/8"
Ebony Exterior
White Interior
IG
Low E2 w/Argon
Black Perimeter and Spacer Bar
7/8" SDL - With Spacer Bar - Black
Rectangular - Special Cut 2W4H
Ebony Ext - White Int

Unit: A3
Elevate Casement - Right Hand

CN 3759
Rough Opening 37" X 59 5/8"
Ebony Exterior
White Interior
IG
Low E2 w/Argon
Black Perimeter and Spacer Bar
7/8" SDL - With Spacer Bar - Black
Rectangular - Special Cut 2W4H
Ebony Ext - White Int
White Folding Handle with Coastal Hardware
Interior Aluminum Screen
Bright View Mesh
White Surround
***Screen/Combo Ship Loose

4 9/16" Jambs

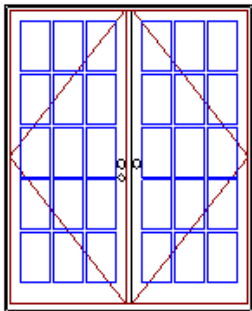
Nailing Fin

***Note: Divided lite cut alignment may not be accurately represented in the
OMS drawing. Please consult your local representative for exact specifications.

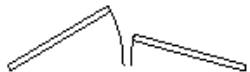
***Note: Unit Availability and Price is Subject to Change

Line #7	Mark Unit: DR11			
Qty: 1				

MARVIN 



Active Inactive



As Viewed From The Exterior

FS 71" X 86"

RO 72" X 86 1/2"

Egress Information

Width: 64 13/32" Height: 83 1/32"

Net Clear Opening: 37.13 SqFt

Ebony Exterior
White Interior
Elevate Inswing French Door 4 9/16" - XX Left Hand
CN 6070

Rough Opening 72" X 86 1/2"

Left Panel

Ebony Exterior

White Interior

IG

Tempered Low E2 w/Argon

Black Perimeter and Spacer Bar

7/8" SDL - With Spacer Bar - Black

Rectangular - Standard Cut 3W5H

Ebony Ext - White Int

Right Panel

Ebony Exterior

White Interior

IG

Tempered Low E2 w/Argon

Black Perimeter and Spacer Bar

7/8" SDL - With Spacer Bar - Black

Rectangular - Standard Cut 3W5H

Ebony Ext - White Int

Multi-Point Lock

Cambridge Handle Oil Rubbed Bronze PVD Keyed Exterior Primary Handle Set

Cambridge Handle Oil Rubbed Bronze PVD Interior Primary Handle Set

Cambridge Handle Oil Rubbed Bronze PVD Exterior Secondary Handle Set

Cambridge Handle Oil Rubbed Bronze PVD Interior Secondary Handle Set

Keyed Alike

Keyed Alike Group 1

Oil Rubbed Bronze PVD Adjustable Hinges

No Screen

PG Upgrade

Bronze Ultrex Sill / Black Weather Strip

4 9/16" Jambs

Nailing Fin

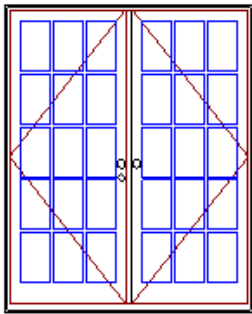
***Note: Divided lite cut alignment may not be accurately represented in the
OMS drawing. Please consult your local representative for exact specifications.

***Note: Unit Availability and Price is Subject to Change

Line #8	Mark Unit: DR12			
Qty: 1				

Ebony Exterior

MARVIN 



Active Inactive

As Viewed From The Exterior

FS 71" X 86"

RO 72" X 86 1/2"

Egress Information

Width: 64 13/32" Height: 83 1/32"

Net Clear Opening: 37.13 SqFt

White Interior

Elevate Inswing French Door 4 9/16" - XX Left Hand

CN 6070

Rough Opening 72" X 86 1/2"

Left Panel

Ebony Exterior

White Interior

IG

Tempered Low E2 w/Argon

Black Perimeter and Spacer Bar

7/8" SDL - With Spacer Bar - Black

Rectangular - Standard Cut 3W5H

Ebony Ext - White Int

Right Panel

Ebony Exterior

White Interior

IG

Tempered Low E2 w/Argon

Black Perimeter and Spacer Bar

7/8" SDL - With Spacer Bar - Black

Rectangular - Standard Cut 3W5H

Ebony Ext - White Int

Multi-Point Lock

Cambridge Handle Oil Rubbed Bronze PVD Keyed Exterior Primary Handle Set

Cambridge Handle Oil Rubbed Bronze PVD Interior Primary Handle Set

Cambridge Handle Oil Rubbed Bronze PVD Exterior Secondary Handle Set

Cambridge Handle Oil Rubbed Bronze PVD Interior Secondary Handle Set

Keyed Alike

Keyed Alike Group 1

Oil Rubbed Bronze PVD Adjustable Hinges

No Screen

PG Upgrade

Bronze Ultrex Sill / Black Weather Strip

4 9/16" Jambs

Nailing Fin

***Note: Divided lite cut alignment may not be accurately represented in the OMS drawing. Please consult your local representative for exact specifications.

***Note: Unit Availability and Price is Subject to Change

Reeb Report



ERVIN MOULDING & TRIM COMPANY
1364 LONDON BRIDGE ROAD
VIRGINIA BEACH VA 23439
757-427-2929



Project Information (ID #5465807 Revision #8705532)

[Hide](#)

Project Name: DUCKWORTH POOL EXT DOORS

Quote Date: 10/13/2021

Customer:

Submitted Date:

Contact Name:

PO#:

Phone (Main):

Phone (Cell):

Sales Rep Name:

Customer Type:

Terms:

Delivery Information

[Hide](#)

Shipping Contact:

Comments:

Shipping Address:

City:

State:

Zip:

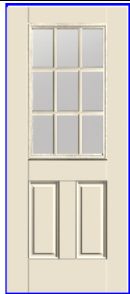
Unit Detail

[Hide All Configuration Options](#)

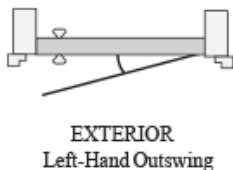
Item: 0004: Ext 36" x 84" S262-SDLLE LHO 4 9/16" On-Guard Primed

Location: DR9 - POOL HOUSE STORAGE

Quantity: 1



Smooth Star 36"x84" Single Door



EXTERIOR
Left-Hand Outswing

Configuration Options [Hide](#)

EXT Single Door 36" x 84" S262-SDLLE (SDL), 4 9/16" On-Guard Primed, Left Hand Outswing, Oil Rubbed Bronze NRP Hinges, Mill Finish w Dark Cap Composite Outswing Sill, Bronze Compression Weatherstripping, Double Lock Bore 2-3/4" Backset Bore, Strike Prep

Rough Opening: 38 1/2" x 85 5/8"

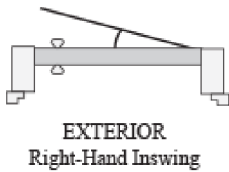
Total Unit: 37 5/8" x 85 1/8" (Includes Exterior Casing)

Item: 0005: Ext 36" x 84" S262XN-SDL RHI 4 9/16" On-Guard Primed

Location: DR10 - POOL HOUSE BATH

Quantity: 1

Smooth Star 36"x84" Single Door



Configuration Options [Hide](#)

EXT Single Door 36" x 84" S262XN-SDL (Granite), 4
 9/16" On-Guard Primed, Right Hand Inswing, Oil
 Rubbed Bronze Radius x Square (Self Aligning)
 Hinges, Mill Finish w Dark Cap Composite
 Adjustable Sill, Bronze Compression
 Weatherstripping, Double Lock Bore 2-3/4" Backset
 Bore, Strike Prep

Rough Opening: 38 1/2" x 86 1/2"

Total Unit: 37 5/8" x 86" (Includes Exterior Casing)

Unit Summary

[Hide](#)

Item	Description	Quantity
0004	Ext 36" x 84" S262-SDLLE LHO 4 9/16" On-Guard Primed	1
0005	Ext 36" x 84" S262XN-SDL RHI 4 9/16" On-Guard Primed	1

SUBMITTED BY: _____

ACCEPTED BY: _____

DATE: _____

Additional Information:

I understand that this order will be placed according to these specifications and is non-refundable.

All products are unfinished unless otherwise specified and should be finished as per the instructions provided by the manufacturer.

Images on this quote should be considered a representation of the product and may vary with respect to color, actual finish options and decorative glass privacy ratings. Please verify with sales associate before purchasing.

Unless otherwise noted, prices are subject to change without notice, and orders accepted subject to prices in effect at time of shipment. Prices in this catalog apply only to sizes and descriptions listed; any other specifications will be considered special and invoiced as such.