

# JONES RESIDENCE LOT B-1 HEAD RIVER ROAD

Quote #: SRVPP73

A Proposal for Window and Door Products prepared for:

**Job Site:**  
23457

**Shipping Address:**

ERVIN ARCHITECTURAL PRODUCTS  
1255 CAROLINA RD  
SUFFOLK, VA 23434-8729

**Project Description:**

*WINDOW <A>, <B>, <C> NOT ABLE TO CONFIG IN ELEVATE.*

*WINDOW <E> MAX HT IN ELEVATE 83.75" VS. SCHED 88".*

*WINDOW <F>, <G>, <H> NOT SHOWN IN ELEVATION. PLEASE REVIEW FULLY.*

*WINDOW <H> NOT AVAILABLE SCHED SIZE AS NARROW FRAME. USED ELEVATE DIRECT GLAZE RECTANGLE. PLEASE ADVISE.*

**Featuring products from:**



ERVIN ARCHITECTURAL PRODUCTS  
PO BOX 2715  
VIRGINIA BEACH, VA 23450-2715  
Phone: (757) 427-2929

This report was generated on 3/14/2022 4:03:40 PM using the Marvin Order Management System, version 0003.13.00 (Current). Price in USD. Unit availability and price are subject to change. Dealer terms and conditions may apply.

## UNIT SUMMARY

The following is a schedule of the windows and doors for this project. For additional unit details, please see Line Item Quotes.

Additional charges, tax or Terms and Conditions may apply. Detail pricing is per unit.

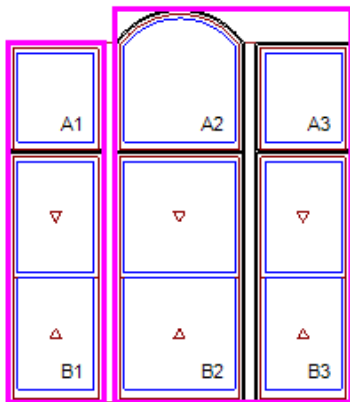
NUMBER OF LINES: 18	TOTAL UNIT QTY: 32	EXT NET PRICE: USD	87,765.89
---------------------	--------------------	--------------------	-----------

LINE	MARK UNIT	PRODUCT LINE	ITEM	NET PRICE	QTY	EXTENDED NET PRICE
1	A	Ultimate	Marvin Assembly RO 120 3/4" X 138"	9,651.86	1	9,651.86
2	B	Ultimate	Marvin Assembly RO 120 3/4" X 116 1/2"	13,034.71	1	13,034.71
3	C	Ultimate	Marvin Assembly RO 71 1/2" X 88"	2,670.54	4	10,682.16
4	D	Elevate	Double Hung CN 3656 RO 36 1/2" X 56 1/4"	652.22	2	1,304.44
5	D-T	Elevate	Double Hung CN 3656 RO 36 1/2" X 56 1/4"	838.11	2	1,676.22
6	E	Elevate	Double Hung RO 36 1/2" X 84 1/4"	1,103.89	4	4,415.56
7	F	Elevate	Elevate Assembly RO 111 1/2" X 76 1/4"	2,663.55	1	2,663.55
8	G	Elevate	Double Hung CN 3276 RO 32 1/2" X 76 1/4"	840.56	2	1,681.12
9	H	Elevate	Direct Glaze Rectangle RO 73" X 88 1/2"	2,281.17	2	4,562.34
10	J	Elevate	Elevate Assembly RO 72 1/2" X 72 1/4"	1,707.20	1	1,707.20
11	K1	Ultimate	Marvin Assembly RO 86" X 96 1/2"	3,685.74	2	7,371.48
12	K2	Ultimate	Marvin Assembly RO 138 1/2" X 96 1/2"	6,225.39	2	12,450.78
13	K3	Ultimate	Marvin Assembly RO 81" X 96 1/2"	3,549.80	1	3,549.80
14	K4	Ultimate	Marvin Assembly RO 112" X 96 1/2"	4,799.91	1	4,799.91
15	112	Ultimate	Inswing Door (3" Stiles) CN 2880 RO 34 7/16" X 98 1/2"	3,169.74	1	3,169.74
16	X - GARAGE	Elevate	Elevate Assembly RO 72" X 40 1/4"	1,167.50	1	1,167.50
17	Y - GARAGE	Elevate	Double Hung CN 3640 RO 36 1/2" X 40 1/4"	564.18	2	1,128.36
18	Z - GARAGE	Elevate	Elevate Assembly RO 72" X 60 1/4"	1,374.58	2	2,749.16

## LINE ITEM QUOTES

The following is a schedule of the windows and doors for this project. For additional unit details, please see Line Item Quotes. Additional charges, tax or Terms and Conditions may apply. Detail pricing is per unit.

Line #1	Mark Unit: A	Net Price:		9,651.86
Qty: 1		Ext. Net Price:	USD	9,651.86



As Viewed From The Exterior

RO 120 3/4" X 138"

### Egress Information A1, A2, A3

No Egress Information available.

### Egress Information B1, B3

Width: 29 21/32" Height: 38 25/64"

Net Clear Opening: 7.91 SqFt

### Egress Information B2

Width: 41 21/32" Height: 38 25/64"

Net Clear Opening: 11.10 SqFt

Stone White Clad Exterior  
Painted Interior Finish - White - Pine Interior  
3W2H - Shape by Units Assembly  
Assembly Rough Opening  
120 3/4" X 138"  
**Assembly exceeds size limitation. To confirm availability, alternative solutions, or pricing, submit an assistance request or speak with a Marvin representative.**  
Uneven Header  
Prep for Field Mull Assembly  
Mull Kit(s) Included  
Sub Assembly 1 - 1W2H  
Basic Frame 33 1/4" x 125 1/2"  
Unit Locations: A1,B1  
Sub Assembly 2 - 2W2H  
Basic Frame 82 1/2" x 137 1/2"  
Unit Locations: A2,A3,B2,B3

### Unit: A1

Ultimate Double Hung Transom G2  
Basic Frame 33 1/4" X 38"  
\*\*Unit Is Not WDMA Certified\*\*  
Rough Opening 34 1/4" X 38 1/2"  
\*\*\*Sash Ship Loose  
Stone White Clad Sash Exterior  
Painted Interior Finish - White - Pine Sash Interior  
IG - 1 Lite  
Low E2 w/Argon  
Black Perimeter Bar  
Ogee Interior Glazing Profile  
White Interior Weather Strip Package  
White Exterior Weather Strip Package

### Unit: A2

Ultimate Double Hung Transom Round Top G2 - RT6  
Basic Frame 45 1/4" X 50"  
Basic Frame Springline from bottom: 38"  
Rough Opening 46 1/4" X 50 1/2"  
\*\*\*Sash Ship Loose  
Stone White Clad Sash Exterior  
Painted Interior Finish - White - Pine Sash Interior  
IG - 1 Lite  
Low E2 w/Argon  
Black Perimeter Bar  
Ogee Interior Glazing Profile  
White Interior Weather Strip Package  
White Exterior Weather Strip Package

### Unit: A3

Ultimate Double Hung Transom G2  
Basic Frame 33 1/4" X 38"  
\*\*Unit Is Not WDMA Certified\*\*  
Rough Opening 34 1/4" X 38 1/2"  
\*\*\*Sash Ship Loose  
Stone White Clad Sash Exterior  
Painted Interior Finish - White - Pine Sash Interior  
IG - 1 Lite

Low E2 w/Argon  
Black Perimeter Bar  
Ogee Interior Glazing Profile  
White Interior Weather Strip Package  
White Exterior Weather Strip Package

Unit: B1

Ultimate Double Hung G2  
CN 2840  
Rough Opening 34 1/4" X 88"  
\*\*\*Sash Ship Loose  
Top Sash  
Stone White Clad Sash Exterior  
Painted Interior Finish - White - Pine Sash Interior  
IG - 1 Lite  
Low E2 w/Argon  
Black Perimeter Bar  
Ogee Interior Glazing Profile  
Bottom Sash  
Stone White Clad Sash Exterior  
Painted Interior Finish - White - Pine Sash Interior  
IG - 1 Lite  
Low E2 w/Argon  
Black Perimeter Bar  
Ogee Interior Glazing Profile  
White Interior Weather Strip Package  
White Exterior Weather Strip Package  
White Sash Lock  
White Top Sash Strike Plate Assembly Color  
Aluminum Screen  
Stone White Surround  
Bright View Mesh  
\*\*\*Screen/Combo Ship Loose

Unit: B2

Ultimate Double Hung G2  
CN 4040  
Rough Opening 46 1/4" X 88"  
\*\*\*Sash Ship Loose  
Top Sash  
Stone White Clad Sash Exterior  
Painted Interior Finish - White - Pine Sash Interior  
IG - 1 Lite  
Low E2 w/Argon  
Black Perimeter Bar  
Ogee Interior Glazing Profile  
Bottom Sash  
Stone White Clad Sash Exterior  
Painted Interior Finish - White - Pine Sash Interior  
IG - 1 Lite  
Low E2 w/Argon  
Black Perimeter Bar  
Ogee Interior Glazing Profile  
White Interior Weather Strip Package  
White Exterior Weather Strip Package  
White Sash Lock  
White Top Sash Strike Plate Assembly Color  
Aluminum Screen  
Stone White Surround  
Bright View Mesh  
\*\*\*Screen/Combo Ship Loose

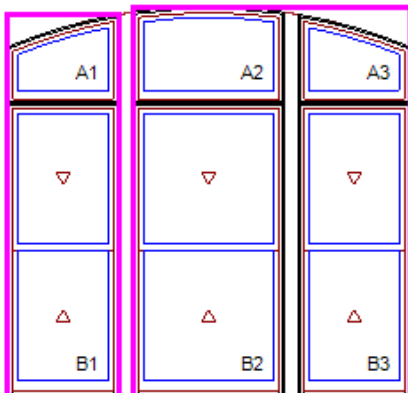
Unit: B3

Ultimate Double Hung G2  
CN 2840  
Rough Opening 34 1/4" X 88"  
\*\*\*Sash Ship Loose  
Top Sash  
Stone White Clad Sash Exterior

Painted Interior Finish - White - Pine Sash Interior  
IG - 1 Lite  
Low E2 w/Argon  
Black Perimeter Bar  
Ogee Interior Glazing Profile  
Bottom Sash  
Stone White Clad Sash Exterior  
Painted Interior Finish - White - Pine Sash Interior  
IG - 1 Lite  
Low E2 w/Argon  
Black Perimeter Bar  
Ogee Interior Glazing Profile  
White Interior Weather Strip Package  
White Exterior Weather Strip Package  
White Sash Lock  
White Top Sash Strike Plate Assembly Color  
Aluminum Screen  
Stone White Surround  
Bright View Mesh  
\*\*\*Screen/Combo Ship Loose  
Vertical Stud Pocket 4"  
Mull 1 - Prep for Vertical Stud Pocket 4" - 125 1/2" Long  
Standard Mull Charge  
4 9/16" Jambs  
Thru Jamb Installation  
\*\*\*Note: Non-Certified mull: check with local code officials for project specific requirements.  
\*\*\*Note: Unit Availability and Price is Subject to Change

Line #2	Mark Unit: B	Net Price:		13,034.71
Qty: 1		Ext. Net Price:	USD	13,034.71

MARVIN 



As Viewed From The Exterior

RO 120 3/4" X 116 1/2"

**Egress Information A1, A2, A3**

No Egress Information available.

**Egress Information B1, B3**

Width: 29 21/32" Height: 38 25/64"

Net Clear Opening: 7.91 SqFt

**Egress Information B2**

Width: 41 21/32" Height: 38 25/64"

Net Clear Opening: 11.10 SqFt

Stone White Clad Exterior  
Painted Interior Finish - White - Pine Interior  
3W2H - RT6 Assembly  
Assembly Frame Size  
119 3/4" X 116"  
Assembly Rough Opening  
120 3/4" X 116 1/2"  
RO Springline from bottom: 104 21/64"  
**Assembly exceeds size limitation. To confirm availability, alternative solutions, or pricing, submit an assistance request or speak with a Marvin representative.**

**Uneven Header**

Prep for Field Mull Assembly

Mull Kit(s) Included

Sub Assembly 1 - 1W2H

Basic Frame 33 1/4" x 113 45/64"

Unit Locations: A1,B1

Sub Assembly 2 - 2W2H

Basic Frame 82 1/2" x 116"

Unit Locations: A2,A3,B2,B3

**Unit: A1**

Ultimate Double Hung Transom Round Top G2 - RT25

Basic Frame 33 1/4" X 26 13/64"

Basic Frame Radius: 155 3/8"

Basic Frame Springline from bottom: 16 1/2"

Rough Opening 34 1/4" X 26 51/64"

\*\*\*Sash Ship Loose

Stone White Clad Sash Exterior

Painted Interior Finish - White - Pine Sash Interior

IG - 1 Lite

Low E2 w/Argon

Black Perimeter Bar

Ogee Interior Glazing Profile

White Interior Weather Strip Package  
White Exterior Weather Strip Package

Unit: A2

Ultimate Double Hung Transom Round Top G2 - RT6  
Basic Frame 45 1/4" X 28 1/2"  
Basic Frame Springline from bottom: 26 27/32"  
Rough Opening 46 1/4" X 29"  
\*\*\*Sash Ship Loose  
Stone White Clad Sash Exterior  
Painted Interior Finish - White - Pine Sash Interior  
IG - 1 Lite  
Low E2 w/Argon  
Black Perimeter Bar  
Ogee Interior Glazing Profile  
White Interior Weather Strip Package  
White Exterior Weather Strip Package

Unit: A3

Ultimate Double Hung Transom Round Top G2 - RT26  
Basic Frame 33 1/4" X 26 13/64"  
Basic Frame Radius: 155 3/8"  
Basic Frame Springline from bottom: 16 1/2"  
Rough Opening 34 1/4" X 26 51/64"  
\*\*\*Sash Ship Loose  
Stone White Clad Sash Exterior  
Painted Interior Finish - White - Pine Sash Interior  
IG - 1 Lite  
Low E2 w/Argon  
Black Perimeter Bar  
Ogee Interior Glazing Profile  
White Interior Weather Strip Package  
White Exterior Weather Strip Package

Unit: B1

Ultimate Double Hung G2  
CN 2840  
Rough Opening 34 1/4" X 88"  
\*\*\*Sash Ship Loose  
Top Sash  
Stone White Clad Sash Exterior  
Painted Interior Finish - White - Pine Sash Interior  
IG - 1 Lite  
Low E2 w/Argon  
Black Perimeter Bar  
Ogee Interior Glazing Profile  
Bottom Sash  
Stone White Clad Sash Exterior  
Painted Interior Finish - White - Pine Sash Interior  
IG - 1 Lite  
Low E2 w/Argon  
Black Perimeter Bar  
Ogee Interior Glazing Profile  
White Interior Weather Strip Package  
White Exterior Weather Strip Package  
White Sash Lock  
White Top Sash Strike Plate Assembly Color  
Aluminum Screen  
Stone White Surround  
Bright View Mesh  
\*\*\*Screen/Combo Ship Loose

Unit: B2

Ultimate Double Hung G2  
CN 4040  
Rough Opening 46 1/4" X 88"  
\*\*\*Sash Ship Loose  
Top Sash  
Stone White Clad Sash Exterior

Painted Interior Finish - White - Pine Sash Interior  
IG - 1 Lite  
Low E2 w/Argon  
Black Perimeter Bar  
Ogee Interior Glazing Profile  
Bottom Sash  
Stone White Clad Sash Exterior  
Painted Interior Finish - White - Pine Sash Interior  
IG - 1 Lite  
Low E2 w/Argon  
Black Perimeter Bar  
Ogee Interior Glazing Profile  
White Interior Weather Strip Package  
White Exterior Weather Strip Package  
White Sash Lock  
White Top Sash Strike Plate Assembly Color  
Aluminum Screen  
Stone White Surround  
Bright View Mesh  
\*\*\*Screen/Combo Ship Loose

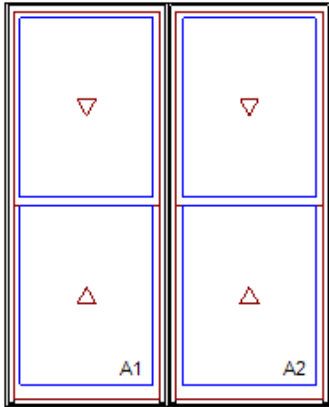
Unit: B3  
Ultimate Double Hung G2  
CN 2840  
Rough Opening 34 1/4" X 88"  
\*\*\*Sash Ship Loose  
Top Sash  
Stone White Clad Sash Exterior  
Painted Interior Finish - White - Pine Sash Interior  
IG - 1 Lite  
Low E2 w/Argon  
Black Perimeter Bar  
Ogee Interior Glazing Profile  
Bottom Sash  
Stone White Clad Sash Exterior  
Painted Interior Finish - White - Pine Sash Interior  
IG - 1 Lite  
Low E2 w/Argon  
Black Perimeter Bar  
Ogee Interior Glazing Profile  
White Interior Weather Strip Package  
White Exterior Weather Strip Package  
White Sash Lock  
White Top Sash Strike Plate Assembly Color  
Aluminum Screen  
Stone White Surround  
Bright View Mesh  
\*\*\*Screen/Combo Ship Loose

Vertical Stud Pocket 4"  
Mull 1 - Prep for Vertical Stud Pocket 4" - 114 11/32" Long  
Standard Mull Charge  
4 9/16" Jambs  
Thru Jamb Installation  
\*\*\*Note: Non-Certified mull: check with local code officials for project specific requirements.  
\*\*\*Note: Unit Availability and Price is Subject to Change

Line #3	Mark Unit: C	Net Price:		2,670.54
Qty: 4		Ext. Net Price:	USD	10,682.16



Stone White Clad Exterior  
Painted Interior Finish - White - Pine Interior  
2W1H - Rectangle Assembly  
Assembly Rough Opening  
71 1/2" X 88"



As Viewed From The Exterior

RO 71 1/2" X 88"

**Egress Information A1, A2**

Width: 31 21/32" Height: 38 25/64"

Net Clear Opening: 8.44 SqFt

Unit: A1  
Ultimate Double Hung G2  
CN 3040  
Rough Opening 36 1/4" X 88"  
\*\*\*Sash Ship Loose  
Top Sash  
Stone White Clad Sash Exterior  
Painted Interior Finish - White - Pine Sash Interior  
IG - 1 Lite  
Low E2 w/Argon  
Black Perimeter Bar  
Ogee Interior Glazing Profile  
Bottom Sash  
Stone White Clad Sash Exterior  
Painted Interior Finish - White - Pine Sash Interior  
IG - 1 Lite  
Low E2 w/Argon  
Black Perimeter Bar  
Ogee Interior Glazing Profile  
White Interior Weather Strip Package  
White Exterior Weather Strip Package  
White Sash Lock  
White Top Sash Strike Plate Assembly Color  
Aluminum Screen  
Stone White Surround  
Bright View Mesh  
\*\*\*Screen/Combo Ship Loose

Unit: A2  
Ultimate Double Hung G2  
CN 3040  
Rough Opening 36 1/4" X 88"  
\*\*\*Sash Ship Loose  
Top Sash  
Stone White Clad Sash Exterior  
Painted Interior Finish - White - Pine Sash Interior  
IG - 1 Lite  
Low E2 w/Argon  
Black Perimeter Bar  
Ogee Interior Glazing Profile  
Bottom Sash  
Stone White Clad Sash Exterior  
Painted Interior Finish - White - Pine Sash Interior  
IG - 1 Lite  
Low E2 w/Argon  
Black Perimeter Bar  
Ogee Interior Glazing Profile  
White Interior Weather Strip Package  
White Exterior Weather Strip Package  
White Sash Lock  
White Top Sash Strike Plate Assembly Color  
Aluminum Screen  
Stone White Surround  
Bright View Mesh  
\*\*\*Screen/Combo Ship Loose

Standard Mull Charge

4 9/16" Jambs

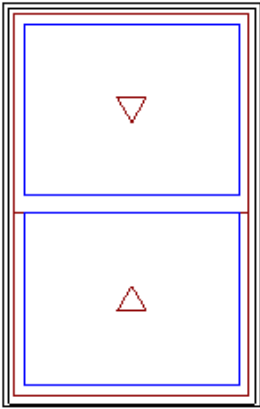
Nailing Fin

\*\*\*Note: This configuration meets a minimum structural performance of DP 20 through either physical testing or calculations in accordance with AAMA 450 and building code requirements. Mull certification ratings may vary from individual unit certification ratings. Reference the mulling chapter of the ADM for additional information.

\*\*\*Note: Unit Availability and Price is Subject to Change

Line #4	Mark Unit: D	Net Price:	652.22
Qty: 2		Ext. Net Price: USD	1,304.44



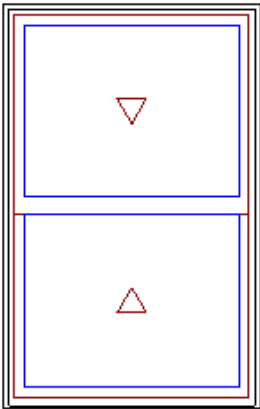


As Viewed From The Exterior

**CN 3656**  
**RO 36 1/2" X 56 1/4"**  
**Egress Information**  
Width: 32 3/8" Height: 22 33/64"  
Net Clear Opening: 5.06 SqFt

Stone White Exterior  
White Interior  
Elevate Double Hung  
CN 3656  
Rough Opening 36 1/2" X 56 1/4"  
Top Sash  
Stone White Exterior  
White Interior  
IG - 1 Lite  
Low E2 w/Argon  
Black Perimeter Bar  
Bottom Sash  
Stone White Exterior  
White Interior  
IG - 1 Lite  
Low E2 w/Argon  
Black Perimeter Bar  
White Weather Strip Package  
White Sash Lock  
PG Upgrade  
Exterior Aluminum Screen  
Stone White Surround  
Bright View Mesh  
\*\*\*Screen/Combo Ship Loose  
4 9/16" Jambs  
Nailing Fin  
\*\*\*Note: Unit Availability and Price is Subject to Change

Line #5	Mark Unit: D-T	Net Price:	838.11
Qty: 2		Ext. Net Price: USD	1,676.22

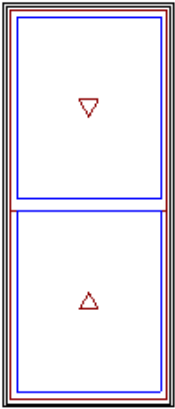


As Viewed From The Exterior

**CN 3656**  
**RO 36 1/2" X 56 1/4"**  
**Egress Information**  
Width: 32 3/8" Height: 22 33/64"  
Net Clear Opening: 5.06 SqFt

Stone White Exterior  
White Interior  
Elevate Double Hung  
CN 3656  
Rough Opening 36 1/2" X 56 1/4"  
Glass Add For All Sash  
Top Sash  
Stone White Exterior  
White Interior  
IG - 1 Lite  
Tempered Low E2 w/Argon  
Black Perimeter Bar  
Bottom Sash  
Stone White Exterior  
White Interior  
IG - 1 Lite  
Tempered Low E2 w/Argon  
Black Perimeter Bar  
White Weather Strip Package  
White Sash Lock  
PG Upgrade  
Exterior Aluminum Screen  
Stone White Surround  
Bright View Mesh  
\*\*\*Screen/Combo Ship Loose  
4 9/16" Jambs  
Nailing Fin  
\*\*\*Note: Unit Availability and Price is Subject to Change

Line #6	Mark Unit: E	Net Price:	1,103.89
Qty: 4		Ext. Net Price: USD	4,415.56



As Viewed From The Exterior

RO 36 1/2" X 84 1/4"

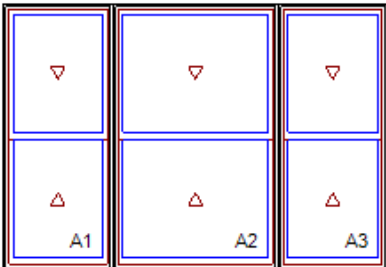
**Egress Information**

Width: 32 3/8" Height: 36 33/64"

Net Clear Opening: 8.21 SqFt

Stone White Exterior  
White Interior  
Elevate Double Hung  
CN 36 X Frame Size 83 3/4"  
Rough Opening 36 1/2" X 84 1/4"  
Top Sash  
Stone White Exterior  
White Interior  
IG - 1 Lite  
Low E2 w/Argon  
Black Perimeter Bar  
Bottom Sash  
Stone White Exterior  
White Interior  
IG - 1 Lite  
Low E2 w/Argon  
Black Perimeter Bar  
White Weather Strip Package  
White Sash Lock  
PG Upgrade  
Exterior Aluminum Screen  
Stone White Surround  
Bright View Mesh  
\*\*\*Screen/Combo Ship Loose  
4 9/16" Jambs  
Nailing Fin  
\*\*\*Note: Unit Availability and Price is Subject to Change

Line #7	Mark Unit: F	Net Price:	2,663.55
Qty: 1		Ext. Net Price: USD	2,663.55



As Viewed From The Exterior

RO 111 1/2" X 76 1/4"

**Egress Information A1, A3**

Width: 28 3/8" Height: 32 33/64"

Net Clear Opening: 6.41 SqFt

**Egress Information A2**

Width: 44 3/8" Height: 32 33/64"

Net Clear Opening: 10.02 SqFt

Stone White Exterior  
White Interior  
3W1H - Rectangle Assembly  
Assembly Rough Opening  
111 1/2" X 76 1/4"  
  
Unit: A1  
Elevate Double Hung  
CN 3276  
Rough Opening 32 1/2" X 76 1/4"  
Top Sash  
Stone White Exterior  
White Interior  
IG - 1 Lite  
Low E2 w/Argon  
Black Perimeter Bar  
Bottom Sash  
Stone White Exterior  
White Interior  
IG - 1 Lite  
Low E2 w/Argon  
Black Perimeter Bar  
White Weather Strip Package  
White Sash Lock  
PG Upgrade  
Exterior Aluminum Screen  
Stone White Surround  
Bright View Mesh  
\*\*\*Screen/Combo Ship Loose

Unit: A2  
Elevate Double Hung  
CN 4876  
Rough Opening 48 1/2" X 76 1/4"

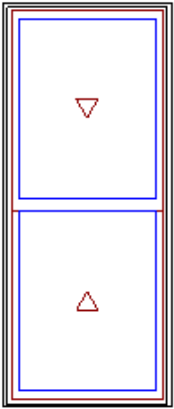
Top Sash  
Stone White Exterior  
White Interior  
IG - 1 Lite  
Low E2 w/Argon  
Black Perimeter Bar  
Bottom Sash  
Stone White Exterior  
White Interior  
IG - 1 Lite  
Low E2 w/Argon  
Black Perimeter Bar  
White Weather Strip Package  
White Sash Lock  
PG Upgrade  
Exterior Aluminum Screen  
Stone White Surround  
Bright View Mesh  
\*\*\*Screen/Combo Ship Loose

Unit: A3  
Elevate Double Hung  
CN 3276  
Rough Opening 32 1/2" X 76 1/4"  
Top Sash  
Stone White Exterior  
White Interior  
IG - 1 Lite  
Low E2 w/Argon  
Black Perimeter Bar  
Bottom Sash  
Stone White Exterior  
White Interior  
IG - 1 Lite  
Low E2 w/Argon  
Black Perimeter Bar  
White Weather Strip Package  
White Sash Lock  
PG Upgrade  
Exterior Aluminum Screen  
Stone White Surround  
Bright View Mesh  
\*\*\*Screen/Combo Ship Loose  
4 9/16" Jambs  
Nailing Fin  
\*\*\*Note: Unit Availability and Price is Subject to Change

Line #8	Mark Unit: G	Net Price:		840.56
Qty: 2		Ext. Net Price:	USD	1,681.12



Stone White Exterior  
White Interior  
Elevate Double Hung  
CN 3276  
Rough Opening 32 1/2" X 76 1/4"  
Top Sash  
Stone White Exterior  
White Interior  
IG - 1 Lite  
Low E2 w/Argon  
Black Perimeter Bar  
Bottom Sash  
Stone White Exterior  
White Interior  
IG - 1 Lite  
Low E2 w/Argon



As Viewed From The Exterior

CN 3276

RO 32 1/2" X 76 1/4"


**Egress Information**

Width: 28 3/8" Height: 32 33/64"

Net Clear Opening: 6.41 SqFt

Black Perimeter Bar  
White Weather Strip Package  
White Sash Lock  
PG Upgrade  
Exterior Aluminum Screen  
Stone White Surround  
Bright View Mesh  
\*\*\*Screen/Combo Ship Loose  
4 9/16" Jambs  
Nailing Fin  
\*\*\*Note: Unit Availability and Price is Subject to Change

Line #9	Mark Unit: H	Net Price:		2,281.17
Qty: 2		Ext. Net Price:	USD	4,562.34



As Viewed From The Exterior

RO 73" X 88 1/2"

**Egress Information**

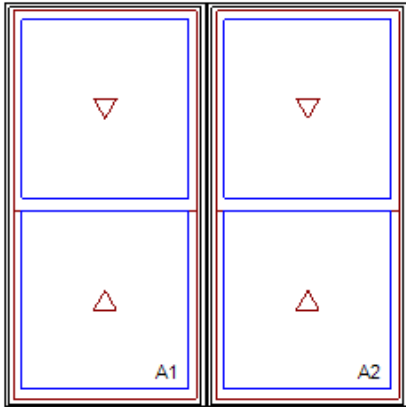
No Egress Information available.

Stone White Exterior  
White Interior  
Elevate Direct Glaze Rectangle  
Frame Size 72" X 88"  
Rough Opening 73" X 88 1/2"  
IG - 1 Lite  
Tempered Low E2 w/Argon  
Black Perimeter Bar  
Additional Mull Info: Stand Alone  
4 9/16" Jambs  
Nailing Fin DH/GL/DR Frame  
\*\*\*Note: Unit Availability and Price is Subject to Change

Line #10	Mark Unit: J	Net Price:		1,707.20
Qty: 1		Ext. Net Price:	USD	1,707.20



Stone White Exterior  
White Interior  
2W1H - Rectangle Assembly  
Assembly Rough Opening  
72 1/2" X 72 1/4"  
  
Unit: A1  
Elevate Double Hung  
CN 3672  
Rough Opening 36 1/2" X 72 1/4"  
Top Sash



As Viewed From The Exterior

RO 72 1/2" X 72 1/4"

**Egress Information A1, A2**

Width: 32 3/8" Height: 30 33/64"

Net Clear Opening: 6.86 SqFt

Stone White Exterior  
White Interior  
IG - 1 Lite  
Low E2 w/Argon  
Black Perimeter Bar  
Bottom Sash  
Stone White Exterior  
White Interior  
IG - 1 Lite  
Low E2 w/Argon  
Black Perimeter Bar  
White Weather Strip Package  
White Sash Lock  
PG Upgrade  
Exterior Aluminum Screen  
Stone White Surround  
Bright View Mesh  
\*\*\*Screen/Combo Ship Loose

Unit: A2

Elevate Double Hung

CN 3672

Rough Opening 36 1/2" X 72 1/4"

Top Sash

Stone White Exterior

White Interior

IG - 1 Lite

Low E2 w/Argon

Black Perimeter Bar

Bottom Sash

Stone White Exterior

White Interior

IG - 1 Lite

Low E2 w/Argon

Black Perimeter Bar

White Weather Strip Package

White Sash Lock

PG Upgrade

Exterior Aluminum Screen

Stone White Surround

Bright View Mesh

\*\*\*Screen/Combo Ship Loose

Vertical 1/2" MRF

**1/2" MRF changes the overall RO of an assembly.**

4 9/16" Jambs

Nailing Fin w/ Certification Brackets

\*\*\*Note: This configuration is certified to AAMA 450.

\*\*\*Note: Unit Availability and Price is Subject to Change

Line #11	Mark Unit: K1	Net Price:		3,685.74
Qty: 2		Ext. Net Price:	USD	7,371.48



Stone White Clad Exterior  
Painted Interior Finish - White - Pine Interior  
2W1H - Rectangle Assembly  
Assembly Rough Opening  
86" X 96 1/2"

Unit: A1

Ultimate Direct Glaze Narrow Frame Rectangle

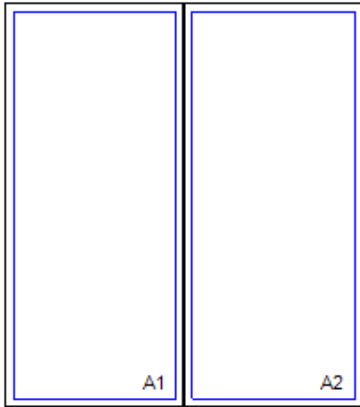
Basic Frame 42 1/2" X 96"

Rough Opening 43 1/2" X 96 1/2"

IG - 1 Lite

Tempered Low E2 w/Argon

Black Perimeter Bar

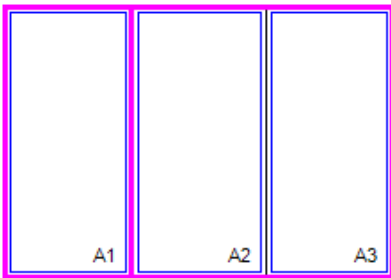


RO 86" X 96 1/2"  
Egress Information A1, A2  
No Egress Information available.

Unit: A2  
Ultimate Direct Glaze Narrow Frame Rectangle  
Basic Frame 42 1/2" X 96"  
Rough Opening 43 1/2" X 96 1/2"  
IG - 1 Lite  
Tempered Low E2 w/Argon  
Black Perimeter Bar  
Standard Mull Charge  
2 3/16" Jambs  
**Jamb Depth has been changed to 2 3/16". Apply Jamb Extension now if needed.**  
Nailing Fin  
\*\*\*Note: This configuration meets a minimum structural performance of DP 20 through either physical testing or calculations in accordance with AAMA 450 and building code requirements. Mull certification ratings may vary from individual unit certification ratings. Reference the mulling chapter of the ADM for additional information.  
\*\*\*Note: Unit Availability and Price is Subject to Change

Line #12	Mark Unit: K2	Net Price:		6,225.39
Qty: 2		Ext. Net Price:	USD	12,450.78

**MARVIN** 



RO 138 1/2" X 96 1/2"  
Egress Information A1, A2, A3  
No Egress Information available.

Stone White Clad Exterior  
Painted Interior Finish - White - Pine Interior  
3W1H - Rectangle Assembly  
Assembly Rough Opening  
138 1/2" X 96 1/2"  
Prep for Field Mull Assembly  
Mull Kit(s) Included  
Sub Assembly 1 - 1W1H  
Basic Frame 45" x 96"  
Unit Locations: A1  
Sub Assembly 2 - 2W1H  
Basic Frame 92 1/2" x 96"  
Unit Locations: A2,A3

Unit: A1  
Ultimate Direct Glaze Narrow Frame Rectangle  
Basic Frame 45" X 96"  
Rough Opening 46" X 96 1/2"  
IG - 1 Lite  
Tempered Low E2 w/Argon  
Black Perimeter Bar


Unit: A2  
Ultimate Direct Glaze Narrow Frame Rectangle  
Basic Frame 47 1/2" X 96"  
Rough Opening 48 1/2" X 96 1/2"  
IG - 1 Lite  
Tempered Low E2 w/Argon  
Black Perimeter Bar

Unit: A3  
Ultimate Direct Glaze Narrow Frame Rectangle  
Basic Frame 45" X 96"  
Rough Opening 46" X 96 1/2"  
IG - 1 Lite  
Tempered Low E2 w/Argon  
Black Perimeter Bar  
Mull 1 - Prep for Vertical Standard Mull - 96" Long  
Standard Mull Charge  
2 3/16" Jambs  
**Jamb Depth has been changed to 2 3/16". Apply Jamb Extension now if needed.**  
Nailing Fin

\*\*\*Note: This configuration meets a minimum structural performance of DP 20 through either physical testing or calculations in accordance with AAMA 450 and building code requirements. Mull certification ratings may vary from individual unit certification ratings. Reference the mulling chapter of the ADM for additional information.  
\*\*\*Note: Unit Availability and Price is Subject to Change

Line #13	Mark Unit: K3	Net Price:		3,549.80
Qty: 1		Ext. Net Price:	USD	3,549.80

**MARVIN** 



As Viewed From The Exterior

RO 81" X 96 1/2"

Egress Information A1, A2

No Egress Information available.

Stone White Clad Exterior  
Painted Interior Finish - White - Pine Interior  
2W1H - Rectangle Assembly  
Assembly Rough Opening  
81" X 96 1/2"

Unit: A1

Ultimate Direct Glaze Narrow Frame Rectangle  
Basic Frame 40" X 96"  
Rough Opening 41" X 96 1/2"  
IG - 1 Lite  
Tempered Low E2 w/Argon  
Black Perimeter Bar

Unit: A2

Ultimate Direct Glaze Narrow Frame Rectangle  
Basic Frame 40" X 96"  
Rough Opening 41" X 96 1/2"  
IG - 1 Lite  
Tempered Low E2 w/Argon  
Black Perimeter Bar

Standard Mull Charge

2 3/16" Jamb

**Jamb Depth has been changed to 2 3/16". Apply Jamb Extension now if needed.**

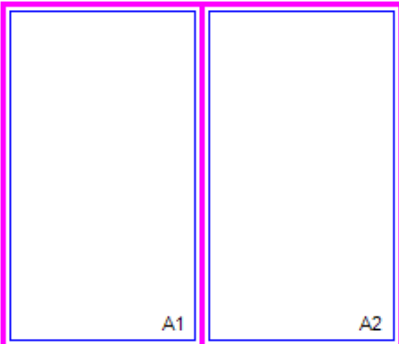
Nailing Fin

\*\*\*Note: This configuration meets a minimum structural performance of DP 20 through either physical testing or calculations in accordance with AAMA 450 and building code requirements. Mull certification ratings may vary from individual unit certification ratings. Reference the mulling chapter of the ADM for additional information.

\*\*\*Note: Unit Availability and Price is Subject to Change

Line #14	Mark Unit: K4	Net Price:		4,799.91
Qty: 1		Ext. Net Price:	USD	4,799.91

**MARVIN** 



As Viewed From The Exterior

RO 112" X 96 1/2"

Stone White Clad Exterior  
Painted Interior Finish - White - Pine Interior  
2W1H - Rectangle Assembly  
Assembly Rough Opening  
112" X 96 1/2"  
Prep for Field Mull Assembly  
Mull Kit(s) Included  
Sub Assembly 1 - 1W1H  
Basic Frame 55 1/2" x 96"  
Unit Locations: A1  
Sub Assembly 2 - 1W1H  
Basic Frame 55 1/2" x 96"  
Unit Locations: A2

Unit: A1

Ultimate Direct Glaze Narrow Frame Rectangle  
Basic Frame 55 1/2" X 96"  
Rough Opening 56 1/2" X 96 1/2"

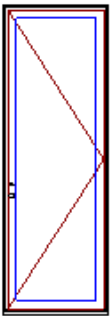
**Egress Information A1, A2**  
No Egress Information available.

IG - 1 Lite  
Tempered Low E2 w/Argon  
Black Perimeter Bar

Unit: A2  
Ultimate Direct Glaze Narrow Frame Rectangle  
Basic Frame 55 1/2" X 96"  
Rough Opening 56 1/2" X 96 1/2"  
IG - 1 Lite  
Tempered Low E2 w/Argon  
Black Perimeter Bar  
Mull 1 - Prep for Vertical Standard Mull - 96" Long  
Standard Mull Charge  
2 3/16" Jambs  
**Jamb Depth has been changed to 2 3/16". Apply Jamb Extension now if needed.**  
Nailing Fin  
\*\*\*Note: This configuration meets a minimum structural performance of DP 20 through either physical testing or calculations in accordance with AAMA 450 and building code requirements. Mull certification ratings may vary from individual unit certification ratings. Reference the mulling chapter of the ADM for additional information.  
\*\*\*Note: Unit Availability and Price is Subject to Change

Line #15	Mark Unit: 112	Net Price:		3,169.74
Qty: 1		Ext. Net Price:	USD	3,169.74

**MARVIN** 



Active

As Viewed From The Exterior

CN 2880  
RO 34 7/16" X 98 1/2"  
**Egress Information**  
Width: 28 1/16" Height: 94 11/32"  
Net Clear Opening: 18.39 SqFt

Stone White Clad Exterior  
Painted Interior Finish - White - Pine Interior  
Ultimate Inswing Door (3" Stiles) 6 9/16" - X Right Hand  
CN 2880  
Rough Opening 34 7/16" X 98 1/2"  
Stone White Clad Sash Exterior  
Painted Interior Finish - White - Pine Sash Interior  
IG - 1 Lite  
Tempered Low E2 w/Argon  
Black Perimeter Bar  
Square Interior Glazing Profile  
Minimalist Handle Lever(s)  
Multi-Point Lock on Active Panel  
Satin Nickel PVD Active Exterior Handle Set on Active Panel Keyed  
Satin Nickel PVD Active Interior Handle Set on Active Panel  
Satin Nickel PVD Adjustable Hinges 3 Per Panel-  
Bronze Ultrex Sill  
Black Weather Strip  
6 9/16" Jambs  
Thru Jamb Installation w/ Nailing Fin  
Skid Plate Applied  
\*\*\*Note: Unit Availability and Price is Subject to Change

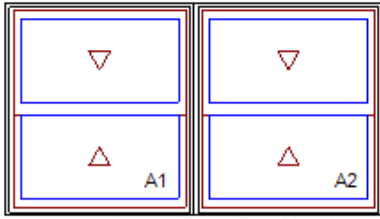
Line #16	Mark Unit: X - GARAGE	Net Price:		1,167.50
Qty: 1		Ext. Net Price:	USD	1,167.50

**MARVIN** 

Stone White Exterior  
White Interior  
2W1H - Rectangle Assembly  
Assembly Rough Opening  
72" X 40 1/4"

Unit: A1  
Elevate Double Hung  
CN 3640





RO 72" X 40 1/4"  
**Egress Information A1, A2**  
Width: 32 3/8" Height: 14 33/64"  
Net Clear Opening: 3.26 SqFt

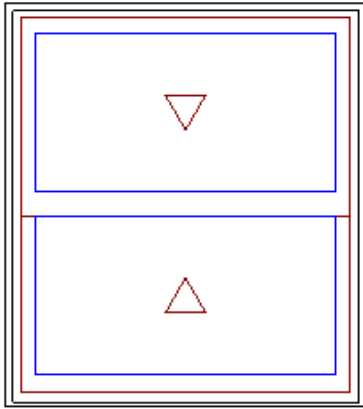
Rough Opening 36 1/2" X 40 1/4"  
Top Sash  
Stone White Exterior  
White Interior  
IG - 1 Lite  
Low E2 w/Argon  
Black Perimeter Bar  
Bottom Sash  
Stone White Exterior  
White Interior  
IG - 1 Lite  
Low E2 w/Argon  
Black Perimeter Bar  
White Weather Strip Package  
White Sash Lock  
PG Upgrade  
Exterior Aluminum Screen  
Stone White Surround  
Bright View Mesh  
\*\*\*Screen/Combo Ship Loose

Unit: A2  
Elevate Double Hung  
CN 3640  
Rough Opening 36 1/2" X 40 1/4"  
Top Sash  
Stone White Exterior  
White Interior  
IG - 1 Lite  
Low E2 w/Argon  
Black Perimeter Bar  
Bottom Sash  
Stone White Exterior  
White Interior  
IG - 1 Lite  
Low E2 w/Argon  
Black Perimeter Bar  
White Weather Strip Package  
White Sash Lock  
PG Upgrade  
Exterior Aluminum Screen  
Stone White Surround  
Bright View Mesh  
\*\*\*Screen/Combo Ship Loose  
4 9/16" Jambs  
Nailing Fin w/ Certification Brackets  
\*\*\*Note: This configuration is certified to AAMA 450.  
\*\*\*Note: Unit Availability and Price is Subject to Change

Line #17	Mark Unit: Y - GARAGE	Net Price:	564.18
Qty: 2		Ext. Net Price: USD	1,128.36



Stone White Exterior  
White Interior  
Elevate Double Hung  
CN 3640  
Rough Opening 36 1/2" X 40 1/4"  
Top Sash  
Stone White Exterior  
White Interior  
IG - 1 Lite  
Low E2 w/Argon  
Black Perimeter Bar  
Bottom Sash  
Stone White Exterior  
White Interior



As Viewed From The Exterior

CN 3640

RO 36 1/2" X 40 1/4"

**Egress Information**

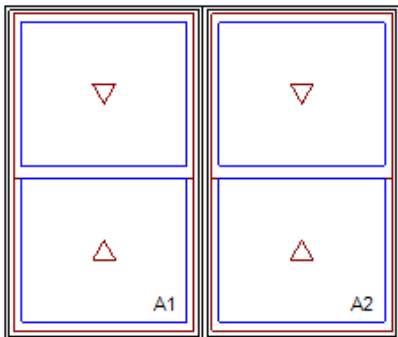
Width: 32 3/8" Height: 14 33/64"

Net Clear Opening: 3.26 SqFt

IG - 1 Lite  
Low E2 w/Argon  
Black Perimeter Bar  
White Weather Strip Package  
White Sash Lock  
PG Upgrade  
Exterior Aluminum Screen  
Stone White Surround  
Bright View Mesh  
\*\*\*Screen/Combo Ship Loose  
4 9/16" Jambs  
Nailing Fin  
\*\*\*Note: Unit Availability and Price is Subject to Change

Line #18	Mark Unit: Z - GARAGE	Net Price:		1,374.58
Qty: 2		Ext. Net Price:	USD	2,749.16

**MARVIN** 



As Viewed From The Exterior

RO 72" X 60 1/4"

**Egress Information A1, A2**

Width: 32 3/8" Height: 25 49/64"

Net Clear Opening: 5.79 SqFt

Stone White Exterior  
White Interior  
2W1H - Rectangle Assembly  
Assembly Rough Opening  
72" X 60 1/4"

**Unit: A1**

Elevate Double Hung  
CN 3660  
Rough Opening 36 1/2" X 60 1/4"  
Top Sash  
Stone White Exterior  
White Interior  
IG - 1 Lite  
Low E2 w/Argon  
Black Perimeter Bar  
Bottom Sash  
Stone White Exterior  
White Interior  
IG - 1 Lite  
Low E2 w/Argon  
Black Perimeter Bar  
White Weather Strip Package  
White Sash Lock  
PG Upgrade  
Exterior Aluminum Screen  
Stone White Surround  
Bright View Mesh  
\*\*\*Screen/Combo Ship Loose

**Unit: A2**

Elevate Double Hung  
CN 3660  
Rough Opening 36 1/2" X 60 1/4"  
Top Sash  
Stone White Exterior  
White Interior  
IG - 1 Lite  
Low E2 w/Argon  
Black Perimeter Bar

Bottom Sash  
Stone White Exterior  
White Interior  
IG - 1 Lite  
Low E2 w/Argon  
Black Perimeter Bar  
White Weather Strip Package  
White Sash Lock  
PG Upgrade  
Exterior Aluminum Screen  
Stone White Surround  
Bright View Mesh  
\*\*\*Screen/Combo Ship Loose  
4 9/16" Jambs  
Nailing Fin w/ Certification Brackets  
\*\*\*Note: This configuration is certified to AAMA 450.  
\*\*\*Note: Unit Availability and Price is Subject to Change

Project Subtotal Net Price: USD	87,765.89
6.000% Sales Tax: USD	5,265.95
Project Total Net Price: USD	93,031.84

## TERMS AND CONDITIONS

- All Marvin Pricing Valid for 30 days.
- All custom - Requires 50% Deposit at time of order placement / Shop drawing approval.
- All Pricing is for material only unless otherwise stated.
- While we have done our best to quote this project accurately, it is your responsibility to determine that we have quoted what you and your customer want including suitability, Local Code Compliance, and fitness for purpose.
- Review this order carefully. Marvin product is made to order and is not returnable. We cannot accept changes/cancellations after your order has been signed off on and released into production.
- We cannot release and order unless this sheet is signed, dated, and returned to Ervin Architectural Products along with deposit.

## PURCHASE APPROVAL/SIGN OFF

<b>Project Subtotal Net Price: USD</b>	<b>87,765.89</b>
<b>6.000% Sales Tax: USD</b>	<b>5,265.95</b>
<b>Project Total Net Price: USD</b>	<b>93,031.84</b>

I have reviewed all line item quotes in detail and agree that the product specifications and pricing are accurate, and I approve the project for order. I acknowledge that additional charges, tax or Terms and Conditions may apply.

Buyer: \_\_\_\_\_

• ***Installation Option - \$ 6,230.00***

- **INSTALLATION OF WINDOW AND DOOR UNITS AS LISTED IN QUOTE ABOVE; ALL UNITS SHALL BE INSTALLED AS PER MANUFACTURERS WRITTEN INSTRUCTIONS AND BY FACTORY TRAINED / INSTALLATION MASTERS CERTIFIED INSTALLERS, METHOD "A1" INSTALLATION. ALL FLASHING MATERIALS INCLUDED COMPLY WITH ASTM E2112-01, SECTION 5.13. (6" BUTYL FLASHING TAPE & FLEX TAPE SILLS, CAULK, LOW EXPANSION FOAM, SHIMS & FASTENERS).**
- **ANY ALTERATION TO OPENINGS NEEDED TO ALLOW FOR PROPER INSTALLATION OF WINDOW/DOOR PRODUCTS WILL BE HANDLED ON A TIME AND MATERIALS BASIS WITH PRIOR APPROVAL FROM GC.**
- **INSTALLERS SHALL CLEAN UP AND DISPOSE OF INSTALLATION RELATED DEBRIS (GC PROVIDED DUMPSTER).**

Buyer: \_\_\_\_\_