



ESTIMATE

3/24/2022

Estimate 10116

Proposal Made To

R.L. BLOUNT CUSTOM HOMES
P.O. BOX 9902
CHESAPEAKE, VA 23321

Ship To

GOVERNOR'S POINT - LOT 37
240 WENTWORTH COURT
SUFFOLK, VA 23436

EAP Rep

JB

EAP Job

Project

KATHLEEN & MICHAEL RESIDENCE

DESCRIPTION	QUANTITY	TOTAL
EXTERIOR DOORS		
EXTERIOR DOORS - THERMATRU SMOOTH STAR UNFINISHED. DETAILS PER ID #5916891. DR2 - GARAGE MAN DOOR DR3 - GARAGE MAN DOOR DR4 - LANAI DR7 - POOL BATH DR9 - GARAGE ACCESS DR10 - SECOND FLOOR STORAGE	1.00	15,596.47T
SWINGING & SLIDING DOORS - PROFESSIONAL INSTALLATION PER AMERICAN ARCHITECTURAL MANUFACTURERS ASSOCIATION (AAMA)	8.00	1,400.00

EAP TO PROVIDE:

LABOR
FOAM
FLASHING TAPE
FASTENERS
CUSTOM FABRICATED SILL PANS WITH MARVIN HD ALUMINUM COIL
STOCK WITH AAMA 2605 PAINT FINISH - AS NEEDED.

We appreciate your business !

Terms 50% DOWN/BALANCE ON DELIVERY

MAKE CHECKS PAYABLE TO: ERVIN ARCHITECTURAL PRODUCTS.

A 3% CONVENIENCE FEE WILL BE ADDED FOR ALL CREDIT CARD PAYMENTS

A finance charge of 1.5 % per month will be charged on all accounts past due.
Ervin Architectural Products shall be entitled to recovery all costs of collection including reasonable attorney fees. Quote valid for 30 days.

Subtotal \$16,996.47
Sales Tax (6.0%) \$935.79

TOTAL \$17,932.26

Approved by _____

Reeb Report



ERVIN MOULDING & TRIM COMPANY
1364 LONDON BRIDGE ROAD
VIRGINIA BEACH VA 23439
757-427-2929



Project Information (ID #5916891 Revision #9303579)

[Hide](#)

Project Name: RLBLOUNT-KATHLEEN EXT DOORS

Quote Date: 03/17/2022

Customer:

Submitted Date:

Contact Name:

PO#:

Phone (Main):

Phone (Cell):

Sales Rep Name:

Customer Type:

Terms:

Delivery Information

[Hide](#)

Shipping Contact:

Comments:

Shipping Address:

City:

State:

Zip:

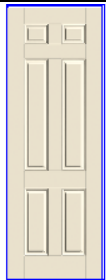
Unit Detail

[Hide All Configuration Options](#)

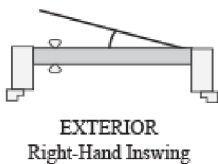
Item: 0001: Ext 34" x 96" S810 RHI 4 9/16" On-Guard Primed

Location: DR2 - GARAGE MAN DOOR

Quantity: 1



Smooth Star 34"x96" Single Door
Active Handle Set Multi-Point



Configuration Options [Hide](#)

EXT Single Door 34" x 96" S810 , 4 9/16" On-Guard
Primed, Right Hand Inswing, Stainless Steel Ball Bearing
Hinges, Mill Finish w Light Cap Composite Adjustable Sill,
Bronze Compression Weatherstripping, Brushed Nickel
Heirloom Narrow Multi-Point Lock, Strike Prep

Rough Opening: 36 1/2" x 98 1/2"

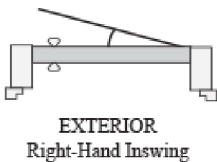

Total Unit: 35 5/8" x 98" (Includes Exterior Casing)

Item: 0002: Ext 34" x 96" S810 RHI 4 9/16" On-Guard Primed

Location: DR3 - GARAGE MAN DOOR

Quantity: 1


Smooth Star 34"x96" Single Door
Active Handle Set Multi-Point



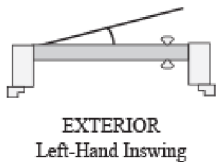
Configuration Options [Hide](#)
EXT Single Door 34" x 96" S810 , 4 9/16" On-Guard
Primed, Right Hand Inswing, Stainless Steel Ball Bearing
Hinges, Mill Finish w Light Cap Composite Adjustable Sill,
Bronze Compression Weatherstripping, Brushed Nickel
Heirloom Narrow Multi-Point Lock, Strike Prep

Rough Opening: 36 1/2" x 98 1/2"
Total Unit: 35 5/8" x 98"(Includes Exterior Casing)

Item: 0003: Ext 34" x 96" S810 LHI 4 9/16" On-Guard Primed	Location: DR4 - LANAI	Quantity: 1
--	-----------------------	-------------




Smooth Star 34"x96" Single Door
Active Handle Set Multi-Point



Configuration Options [Hide](#)
EXT Single Door 34" x 96" S810 , 4 9/16" On-Guard
Primed, Left Hand Inswing, Stainless Steel Ball Bearing
Hinges, Mill Finish w Light Cap Composite Adjustable Sill,
Bronze Compression Weatherstripping, Brushed Nickel
Heirloom Narrow Multi-Point Lock, Strike Prep

Rough Opening: 36 1/2" x 98 1/2"
Total Unit: 35 5/8" x 98"(Includes Exterior Casing)

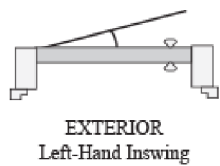
Item: 0004: Ext 34" x 96" S810 LHI 4 9/16" On-Guard Primed	Location: DR7 - POOL BATH	Quantity: 1
--	---------------------------	-------------



Smooth Star 34"x96" Single Door
Active Handle Set Multi-Point


Configuration Options [Hide](#)
EXT Single Door 34" x 96" S810 , 4 9/16" On-Guard
Primed, Left Hand Inswing, Stainless Steel Ball Bearing
Hinges, Mill Finish w Light Cap Composite Adjustable Sill,

Bronze Compression Weatherstripping, Brushed Nickel
Heirloom Narrow Multi-Point Lock, Strike Prep



Rough Opening: 36 1/2" x 98 1/2"
Total Unit: 35 5/8" x 98"(Includes Exterior Casing)

Item: 0006: Ext 60" x 96" S810 RHO 4 9/16" On-Guard Primed	Location: DR10 - STORAGE	Quantity: 1
--	--------------------------	-------------



Smooth Star 60"x96" Double Door
Active Handle Set Multi-Point
Passive Handle Set Multi-Point

Configuration Options [Hide](#)



EXT Double Door 60" x 96" S810 , Therma-Tru White
Coastal Aluminum , 4 9/16" On-Guard Primed, Right
Hand Outswing, Stainless Steel NRP Hinges, Mill Finish w
Light Cap Composite Outswing Sill, Bronze Compression
Weatherstripping, Brushed Nickel Heirloom Narrow
Multi-Point Lock

Rough Opening: 63 1/4" x 97 5/8"
Total Unit: 62 9/16" x 97 1/8"(Includes Exterior Casing)

Item: 0008: SMOOTHSTAR DOUBLE DOOR UNIT 4'0"x8'0" ,[H] 2 of S/O- TT - SSE820010J-000130 2'0" X 8'0" SMOOTH ST...	Location: DR9 - GARAGE ACCESS	Quantity: 1
--	-------------------------------	-------------



SMOOTHSTAR DOUBLE DOOR UNIT 4'0"x8'0" ,[H] 2 of S/O- TT - SSE820010J-000130 2'0" X 8'0" SMOOTH ST...

Configuration Options [Hide](#)

SMOOTHSTAR DOUBLE DOOR UNIT 4'0"x8'0" ,[H] 2 of
S/O- TT - SSE820010J-000130 2'0" X 8'0" SMOOTH STAR
FLUSH PANEL ! TO MAKE A 4'0 X 8'0 S81000 ! -4-9/16"
ON-GUARD SMOOTH PRIMED JAMB [DOUBLE],
INSWING LEFT HAND ACTIVE -ADJUSTABLE COMPOSITE
SILL MILL ,TD INSWING SILL COVER APPLIED -BALL
BEARING HINGE STAINLESS STEEL [SELF ALIGNING] -
BRONZE COMP WEATHER STRIP -NO BRICKMOLD

,W/WHITE COASTAL [MPL] ASTRAGAL W/FLUSH BOLTS -
 MULTI-POINT LOCK [NO TRIM] 1.77" BKST NARROW
 (*3PT45*) NICKEL

Item: 0009: THERMA-TRU COMPOSITES -MULTI-POINT TRIM ACT 1.77" NARROW HEIRLOOM 1C BRUSHED NICKEL	Location: DR9 ACTIVE HANDLE	Quantity: 1
--	--------------------------------	----------------



THERMA-TRU COMPOSITES -MULTI-POINT TRIM ACT 1.77" NARROW HEIRLOOM 1C
 BRUSHED NICKEL

Configuration Options [Hide](#)

THERMA-TRU COMPOSITES -MULTI-POINT TRIM ACT
 1.77" NARROW HEIRLOOM 1C BRUSHED NICKEL

Item: 0010: THERMA-TRU COMPOSITES -MULTI-POINT TRIM INACT 1.77" NARROW HEIRLOOM 1C BRUSHED NICKEL	Location: DR9 INACTIVE HANDLE	Quantity: 1
--	----------------------------------	----------------



THERMA-TRU COMPOSITES -MULTI-POINT TRIM INACT 1.77" NARROW HEIRLOOM 1C
 BRUSHED NICKEL

Configuration Options [Hide](#)

THERMA-TRU COMPOSITES -MULTI-POINT TRIM INACT
 1.77" NARROW HEIRLOOM 1C BRUSHED NICKEL

Unit Summary

[Hide](#)

Item Description	Quantity
0001 Ext 34" x 96" S810 RHI 4 9/16" On-Guard Primed	1
0002 Ext 34" x 96" S810 RHI 4 9/16" On-Guard Primed	1
0003 Ext 34" x 96" S810 LHI 4 9/16" On-Guard Primed	1
0004 Ext 34" x 96" S810 LHI 4 9/16" On-Guard Primed	1
0006 Ext 60" x 96" S810 RHO 4 9/16" On-Guard Primed	1
0008 SMOOTHSTAR DOUBLE DOOR UNIT 4'0"x8'0" ,[H] 2 of S/O- TT - SSE820010J-000130 2'0" X 8'0" SMOOTH ST...	1
0009 THERMA-TRU COMPOSITES -MULTI-POINT TRIM ACT 1.77" NARROW HEIRLOOM 1C BRUSHED NICKEL	1
0010 THERMA-TRU COMPOSITES -MULTI-POINT TRIM INACT 1.77" NARROW HEIRLOOM 1C BRUSHED	1

NICKEL

SUBMITTED BY: _____

ACCEPTED BY: _____

DATE: _____

Additional Information:

I understand that this order will be placed according to these specifications and is non-refundable.

All products are unfinished unless otherwise specified and should be finished as per the instructions provided by the manufacturer.

Images on this quote should be considered a representation of the product and may vary with respect to color, actual finish options and decorative glass privacy ratings. Please verify with sales associate before purchasing.

Unless otherwise noted, prices are subject to change without notice, and orders accepted subject to prices in effect at time of shipment. Prices in this catalog apply only to sizes and descriptions listed; any other specifications will be considered special and invoiced as such.