

# ENVIRO-TECH - BROWN RES ORIG

Quote #: RHG3888

A Proposal for Window and Door Products prepared for:

**Shipping Address:**

ERVIN ARCHITECTURAL PRODUCTS  
1255 CAROLINA RD  
SUFFOLK, VA 23434-8729



ERVIN ARCHITECTURAL PRODUCTS  
PO BOX 2715  
VIRGINIA BEACH, VA 23450-2715  
Phone: (757) 427-2929

This report was generated on 5/17/2022 5:41:43 PM using the Marvin Order Management System, version 0003.14.00 (Current). Price in USD. Unit availability and price are subject to change. Dealer terms and conditions may apply.

**Project Description:**

*UNABLE TO RECONCILE QUANTITIES ON PROVIDED TAKEOFF TO PLANS. PLEASE ADVISE.*

*MIN HT FOR DG TRANSOM - 12-7/8" - USED 13"*

*DR3 TRANSOM TO BE FIELD MULLED - RO 142" x 16-1/2"*

**Featuring products from:**



## UNIT SUMMARY

The following is a schedule of the windows and doors for this project. For additional unit details, please see Line Item Quotes.

Additional charges, tax or Terms and Conditions may apply. Detail pricing is per unit.

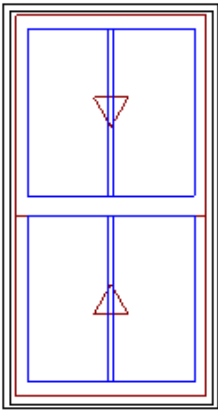
NUMBER OF LINES: 14	TOTAL UNIT QTY: 68	EXT NET PRICE: USD	50,691.76
---------------------	--------------------	--------------------	-----------

LINE	MARK UNIT	PRODUCT LINE	ITEM	NET PRICE	QTY	EXTENDED NET PRICE
1	A	Elevate	Double Hung CN 2648 RO 26 1/2" X 48 1/4"	640.36	8	5,122.88
2	B	Elevate	Double Hung CN 3060 RO 30 1/2" X 60 1/4"	735.46	17	12,502.82
3	C	Elevate	Direct Glaze Rectangle RO 30 1/2" X 13 1/2"	531.31	12	6,375.72
4	D	Elevate	Direct Glaze Rectangle RO 26 1/2" X 13 1/2"	515.61	2	1,031.22
5	E	Elevate	Double Hung CN 3048 RO 30 1/2" X 48 1/4"	658.68	7	4,610.76
6	E-T	Elevate	Double Hung CN 3048 RO 30 1/2" X 48 1/4"	801.76	4	3,207.04
7	F	Elevate	Double Hung Transom CN 3024 RO 30 1/2" X 24 1/4"	516.48	3	1,549.44
8	G	Elevate	Double Hung CN 3052 RO 30 1/2" X 52 1/4"	680.49	6	4,082.94
9	H	Elevate	Direct Glaze Rectangle RO 26 5/8" X 16 1/2"	533.06	2	1,066.12
10	J	Elevate	Direct Glaze Rectangle RO 75 1/2" X 16 1/2"	763.38	1	763.38
11	K	Elevate	Direct Glaze Rectangle RO 38 5/8" X 16 1/2"	585.40	2	1,170.80
12	L	Elevate	Direct Glaze Rectangle RO 38 5/8" X 13 1/2"	563.59	1	563.59
13	DR3	Elevate	Sliding French Door CN 12068 RO 142" X 82 1/2"	6,078.21	1	6,078.21
14	DR3 TSM	Elevate	Elevate Assembly RO 71 1/2" X 16 1/2"	1,283.42	2	2,566.84

## LINE ITEM QUOTES

The following is a schedule of the windows and doors for this project. For additional unit details, please see Line Item Quotes. Additional charges, tax or Terms and Conditions may apply. Detail pricing is per unit.

Line #1	Mark Unit: A	Net Price:		640.36
Qty: 8		Ext. Net Price:	USD	5,122.88



As Viewed From The Exterior

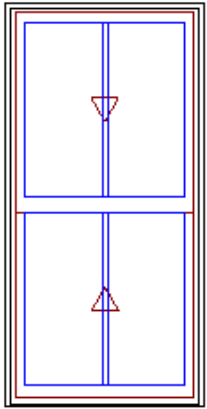
CN 2648  
RO 26 1/2" X 48 1/4"  
Egress Information  
Width: 22 3/8" Height: 18 33/64"  
Net Clear Opening: 2.88 SqFt

Stone White Exterior  
White Interior  
Elevate Double Hung  
CN 2648  
Rough Opening 26 1/2" X 48 1/4"  
Top Sash  
Stone White Exterior  
White Interior  
IG  
Low E2 w/Argon  
Stainless Perimeter Bar  
GBG  
Rectangular - Special Cut 2W1H  
Stone White Ext - White Int  
Bottom Sash  
Stone White Exterior  
White Interior  
IG  
Low E2 w/Argon  
Stainless Perimeter Bar  
GBG  
Rectangular - Standard Cut 2W1H  
Stone White Ext - White Int  
White Weather Strip Package  
White Sash Lock  
PG Upgrade  
Exterior Aluminum Screen  
Stone White Surround  
Bright View Mesh  
\*\*\*Screen/Combo Ship Loose  
6 9/16" Jambs  
Jamb Extension from 4 9/16" to 6 9/16"  
Nailing Fin  
\*\*\*Note: Divided lite cut alignment may not be accurately represented in the OMS drawing. Please consult your local representative for exact specifications.  
\*\*\*Note: Unit Availability and Price is Subject to Change

Line #2	Mark Unit: B	Net Price:		735.46
Qty: 17		Ext. Net Price:	USD	12,502.82



Stone White Exterior  
White Interior  
Elevate Double Hung  
CN 3060  
Rough Opening 30 1/2" X 60 1/4"  
Top Sash  
Stone White Exterior  
White Interior  
IG  
Low E2 w/Argon  
Stainless Perimeter Bar  
GBG  
Rectangular - Special Cut 2W1H  
Stone White Ext - White Int

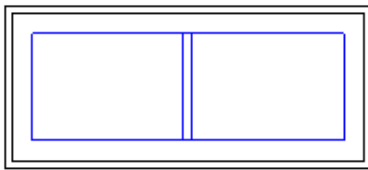


As Viewed From The Exterior

CN 3060  
RO 30 1/2" X 60 1/4"  
**Egress Information**  
Width: 26 3/8" Height: 24 33/64"  
Net Clear Opening: 4.49 SqFt

Bottom Sash  
Stone White Exterior  
White Interior  
IG  
Low E2 w/Argon  
Stainless Perimeter Bar  
GBG  
Rectangular - Standard Cut 2W1H  
Stone White Ext - White Int  
White Weather Strip Package  
White Sash Lock  
PG Upgrade  
Exterior Aluminum Screen  
Stone White Surround  
Bright View Mesh  
\*\*\*Screen/Combo Ship Loose  
6 9/16" Jambs  
Jamb Extension from 4 9/16" to 6 9/16"  
Nailing Fin  
\*\*\*Note: Divided lite cut alignment may not be accurately represented in the OMS drawing. Please consult your local representative for exact specifications.  
\*\*\*Note: Unit Availability and Price is Subject to Change

Line #3	Mark Unit: C	Net Price:		531.31
Qty: 12		Ext. Net Price:	USD	6,375.72

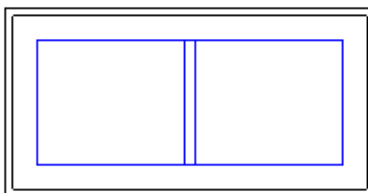


As Viewed From The Exterior

RO 30 1/2" X 13 1/2"  
**Egress Information**  
No Egress Information available.

Stone White Exterior  
White Interior  
Elevate Direct Glaze Rectangle  
Frame Size 29 1/2" X 13"  
Rough Opening 30 1/2" X 13 1/2"  
IG  
Low E2 w/Argon  
Stainless Perimeter Bar  
GBG  
Rectangular - Special Cut 2W1H  
Stone White Ext - White Int  
Additional Mull Info: Stand Alone  
6 9/16" Jambs  
Jamb Extension from 4 9/16" to 6 9/16"  
Nailing Fin DH/GL/DR Frame  
\*\*\*Note: Divided lite cut alignment may not be accurately represented in the OMS drawing. Please consult your local representative for exact specifications.  
\*\*\*Note: Unit Availability and Price is Subject to Change

Line #4	Mark Unit: D	Net Price:		515.61
Qty: 2		Ext. Net Price:	USD	1,031.22



As Viewed From The Exterior

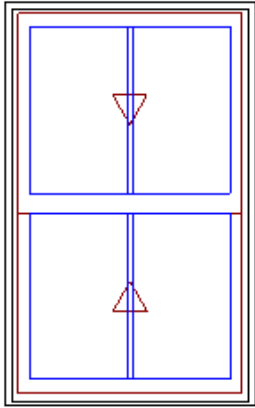
RO 26 1/2" X 13 1/2"  
**Egress Information**  
No Egress Information available.

Stone White Exterior  
White Interior  
Elevate Direct Glaze Rectangle  
Frame Size 25 1/2" X 13"  
Rough Opening 26 1/2" X 13 1/2"  
IG  
Low E2 w/Argon  
Stainless Perimeter Bar  
GBG  
Rectangular - Special Cut 2W1H  
Stone White Ext - White Int  
Additional Mull Info: Stand Alone  
6 9/16" Jambs  
Jamb Extension from 4 9/16" to 6 9/16"  
Nailing Fin DH/GL/DR Frame

\*\*\*Note: Divided lite cut alignment may not be accurately represented in the OMS drawing. Please consult your local representative for exact specifications.  
\*\*\*Note: Unit Availability and Price is Subject to Change

Line #5	Mark Unit: E	Net Price:		658.68
Qty: 7		Ext. Net Price:	USD	4,610.76

**MARVIN** 



As Viewed From The Exterior

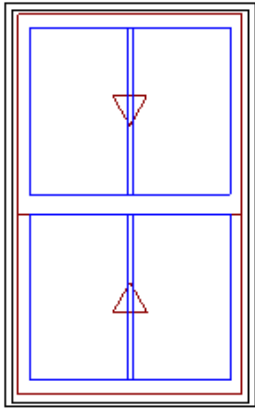
CN 3048  
RO 30 1/2" X 48 1/4"  
**Egress Information**  
Width: 26 3/8" Height: 18 33/64"  
Net Clear Opening: 3.39 SqFt

Stone White Exterior  
White Interior  
Elevate Double Hung  
CN 3048  
Rough Opening 30 1/2" X 48 1/4"  
Top Sash  
Stone White Exterior  
White Interior  
IG  
Low E2 w/Argon  
Stainless Perimeter Bar  
GBG  
Rectangular - Special Cut 2W1H  
Stone White Ext - White Int  
Bottom Sash  
Stone White Exterior  
White Interior  
IG  
Low E2 w/Argon  
Stainless Perimeter Bar  
GBG  
Rectangular - Standard Cut 2W1H  
Stone White Ext - White Int  
White Weather Strip Package  
White Sash Lock  
PG Upgrade  
Exterior Aluminum Screen  
Stone White Surround  
Bright View Mesh  
\*\*\*Screen/Combo Ship Loose  
6 9/16" Jambs  
Jamb Extension from 4 9/16" to 6 9/16"  
Nailing Fin  
\*\*\*Note: Divided lite cut alignment may not be accurately represented in the OMS drawing. Please consult your local representative for exact specifications.  
\*\*\*Note: Unit Availability and Price is Subject to Change

Line #6	Mark Unit: E-T	Net Price:		801.76
Qty: 4		Ext. Net Price:	USD	3,207.04

**MARVIN** 

Stone White Exterior  
White Interior  
Elevate Double Hung  
CN 3048  
Rough Opening 30 1/2" X 48 1/4"  
Glass Add For All Sash  
Top Sash  
Stone White Exterior  
White Interior  
IG  
Tempered Low E2 w/Argon  
Stainless Perimeter Bar  
GBG  
Rectangular - Special Cut 2W1H  
Stone White Ext - White Int  
Bottom Sash



As Viewed From The Exterior

CN 3048

RO 30 1/2" X 48 1/4"

**Egress Information**

Width: 26 3/8" Height: 18 33/64"

Net Clear Opening: 3.39 SqFt

Stone White Exterior  
White Interior  
IG  
Tempered Low E2 w/Argon  
Stainless Perimeter Bar  
GBG  
Rectangular - Standard Cut 2W1H  
Stone White Ext - White Int  
White Weather Strip Package  
White Sash Lock  
PG Upgrade  
Exterior Aluminum Screen  
Stone White Surround  
Bright View Mesh  
\*\*\*Screen/Combo Ship Loose

6 9/16" Jamb

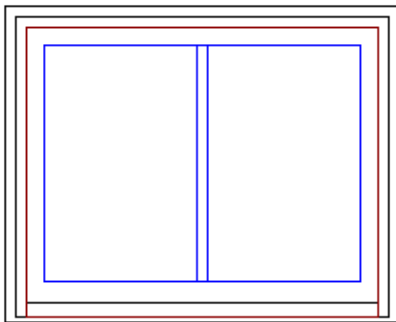
Jamb Extension from 4 9/16" to 6 9/16"

Nailing Fin

\*\*\*Note: Divided lite cut alignment may not be accurately represented in the OMS drawing. Please consult your local representative for exact specifications.

\*\*\*Note: Unit Availability and Price is Subject to Change

Line #7	Mark Unit: F	Net Price:		516.48
Qty: 3		Ext. Net Price:	USD	1,549.44



As Viewed From The Exterior

CN 3024

RO 30 1/2" X 24 1/4"

**Egress Information**

No Egress Information available.

Stone White Exterior  
White Interior  
Elevate Double Hung Transom  
CN 3024  
Rough Opening 30 1/2" X 24 1/4"  
Stone White Exterior  
White Interior  
IG  
Low E2 w/Argon  
Stainless Perimeter Bar  
GBG  
Rectangular - Standard Cut 2W1H  
Stone White Ext - White Int

PG Upgrade

6 9/16" Jamb

Jamb Extension from 4 9/16" to 6 9/16"

Nailing Fin

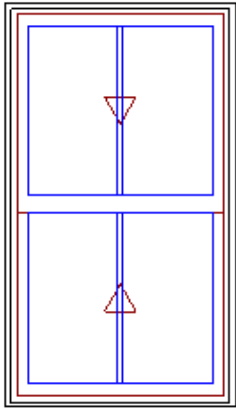
\*\*\*Note: Divided lite cut alignment may not be accurately represented in the OMS drawing. Please consult your local representative for exact specifications.

\*\*\*Note: Unit Availability and Price is Subject to Change

Line #8	Mark Unit: G	Net Price:		680.49
Qty: 6		Ext. Net Price:	USD	4,082.94



Stone White Exterior  
White Interior  
Elevate Double Hung  
CN 3052  
Rough Opening 30 1/2" X 52 1/4"  
Top Sash  
Stone White Exterior  
White Interior  
IG  
Low E2 w/Argon  
Stainless Perimeter Bar  
GBG  
Rectangular - Special Cut 2W1H



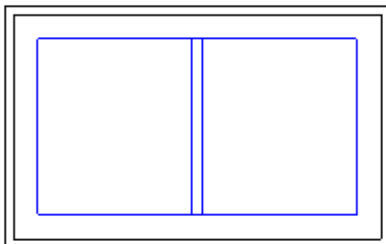
As Viewed From The Exterior

CN 3052  
RO 30 1/2" X 52 1/4"  
**Egress Information**  
Width: 26 3/8" Height: 20 33/64"  
Net Clear Opening: 3.76 SqFt

Stone White Ext - White Int  
Bottom Sash  
Stone White Exterior  
White Interior  
IG  
Low E2 w/Argon  
Stainless Perimeter Bar  
GBG  
Rectangular - Standard Cut 2W1H  
Stone White Ext - White Int  
White Weather Strip Package  
White Sash Lock  
PG Upgrade  
Exterior Aluminum Screen  
Stone White Surround  
Bright View Mesh  
\*\*\*Screen/Combo Ship Loose  
6 9/16" Jamb  
Jamb Extension from 4 9/16" to 6 9/16"  
Nailing Fin  
\*\*\*Note: Divided lite cut alignment may not be accurately represented in the OMS drawing. Please consult your local representative for exact specifications.  
\*\*\*Note: Unit Availability and Price is Subject to Change

Line #9	Mark Unit: H	Net Price:		533.06
Qty: 2		Ext. Net Price:	USD	1,066.12

MARVIN 



As Viewed From The Exterior

RO 26 5/8" X 16 1/2"  
**Egress Information**  
No Egress Information available.

Stone White Exterior  
White Interior  
Elevate Direct Glaze Rectangle  
Frame Size 25 5/8" X 16"  
Rough Opening 26 5/8" X 16 1/2"  
IG  
Low E2 w/Argon  
Stainless Perimeter Bar  
GBG  
Rectangular - Special Cut 2W1H  
Stone White Ext - White Int  
Additional Mull Info: Stand Alone  
6 9/16" Jamb  
Jamb Extension from 4 9/16" to 6 9/16"  
Nailing Fin DH/GL/DR Frame  
\*\*\*Note: Divided lite cut alignment may not be accurately represented in the OMS drawing. Please consult your local representative for exact specifications.  
\*\*\*Note: Unit Availability and Price is Subject to Change

Line #10	Mark Unit: J	Net Price:		763.38
Qty: 1		Ext. Net Price:	USD	763.38

MARVIN 



As Viewed From The Exterior

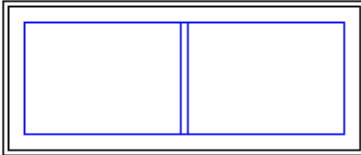
RO 75 1/2" X 16 1/2"  
**Egress Information**  
No Egress Information available.

Stone White Exterior  
White Interior  
Elevate Direct Glaze Rectangle  
Frame Size 74 1/2" X 16"  
Rough Opening 75 1/2" X 16 1/2"  
IG  
Low E2 w/Argon  
Stainless Perimeter Bar  
GBG  
Rectangular - Special Cut 4W1H  
Stone White Ext - White Int  
Additional Mull Info: Stand Alone  
6 9/16" Jamb  
Jamb Extension from 4 9/16" to 6 9/16"

Nailing Fin DH/GL/DR Frame  
\*\*\*Note: Divided lite cut alignment may not be accurately represented in the OMS drawing. Please consult your local representative for exact specifications.  
\*\*\*Note: Unit Availability and Price is Subject to Change

Line #11	Mark Unit: K	Net Price:		585.40
Qty: 2		Ext. Net Price:	USD	1,170.80

**MARVIN** 



As Viewed From The Exterior

RO 38 5/8" X 16 1/2"

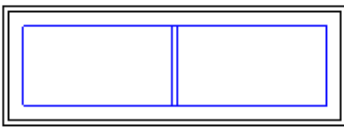
**Egress Information**

No Egress Information available.

Stone White Exterior  
White Interior  
Elevate Direct Glaze Rectangle  
Frame Size 37 5/8" X 16"  
Rough Opening 38 5/8" X 16 1/2"  
IG  
Low E2 w/Argon  
Stainless Perimeter Bar  
GBG  
Rectangular - Special Cut 2W1H  
Stone White Ext - White Int  
Additional Mull Info: Stand Alone  
6 9/16" Jamb  
Jamb Extension from 4 9/16" to 6 9/16"  
Nailing Fin DH/GL/DR Frame  
\*\*\*Note: Divided lite cut alignment may not be accurately represented in the OMS drawing. Please consult your local representative for exact specifications.  
\*\*\*Note: Unit Availability and Price is Subject to Change

Line #12	Mark Unit: L	Net Price:		563.59
Qty: 1		Ext. Net Price:	USD	563.59

**MARVIN** 



As Viewed From The Exterior

RO 38 5/8" X 13 1/2"

**Egress Information**

No Egress Information available.

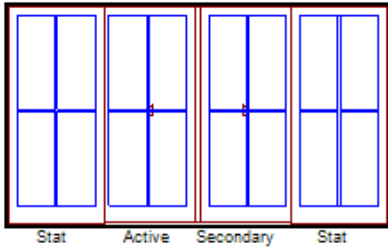
Stone White Exterior  
White Interior  
Elevate Direct Glaze Rectangle  
Frame Size 37 5/8" X 13"  
Rough Opening 38 5/8" X 13 1/2"  
IG  
Low E2 w/Argon  
Stainless Perimeter Bar  
GBG  
Rectangular - Special Cut 2W1H  
Stone White Ext - White Int  
Additional Mull Info: Stand Alone  
6 9/16" Jamb  
Jamb Extension from 4 9/16" to 6 9/16"  
Nailing Fin DH/GL/DR Frame  
\*\*\*Note: Divided lite cut alignment may not be accurately represented in the OMS drawing. Please consult your local representative for exact specifications.  
\*\*\*Note: Unit Availability and Price is Subject to Change

Line #13	Mark Unit: DR3	Net Price:		6,078.21
Qty: 1		Ext. Net Price:	USD	6,078.21

**MARVIN** 

Stone White Exterior  
White Interior  
Elevate Sliding French Door OXXO Left Hand  
CN 12068  
Rough Opening 142" X 82 1/2"  
\*\*Operator Panels Ship Separate  
Left Panel  
Stone White Exterior  
White Interior





As Viewed From The Exterior

CN 12068

RO 142" X 82 1/2"

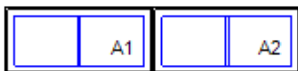
**Egress Information**

Width: 59 3/64" Height: 77 15/64"

Net Clear Opening: 31.67 SqFt

IG  
Tempered Low E2 w/Argon  
Stainless Perimeter Bar  
GBG  
Rectangular - Special Cut 2W2H  
Stone White Ext - White Int  
Left Center Panel  
Stone White Exterior  
White Interior  
IG  
Tempered Low E2 w/Argon  
Stainless Perimeter Bar  
GBG  
Rectangular - Special Cut 2W2H  
Stone White Ext - White Int  
Right Center Panel  
Stone White Exterior  
White Interior  
IG  
Tempered Low E2 w/Argon  
Stainless Perimeter Bar  
GBG  
Rectangular - Special Cut 2W2H  
Stone White Ext - White Int  
Right Panel  
Stone White Exterior  
White Interior  
IG  
Tempered Low E2 w/Argon  
Stainless Perimeter Bar  
GBG  
Rectangular - Special Cut 2W2H  
Stone White Ext - White Int  
White Interior Weather Strip Package  
Multi-Point Lock  
Cambridge Handle Satin Nickel PVD Keyed Exterior Primary Handle Set  
Cambridge Handle Satin Nickel PVD Interior Primary Handle Set  
Cambridge Handle Satin Nickel PVD Exterior Secondary Handle Set  
Cambridge Handle Satin Nickel PVD Interior Secondary Handle Set  
Coastal Lock Mech & Rollers  
Exterior Sliding Screen  
Stone White Surround  
Bright View Mesh  
\*\*\*Screen/Combo Ship Loose  
Beige Ultrex Sill / Beige Weather Strip  
6 9/16" Jambs  
Jamb Extension from 4 9/16" to 6 9/16"  
Nailing Fin  
\*\*\*Note: Divided lite cut alignment may not be accurately represented in the  
OMS drawing. Please consult your local representative for exact specifications.  
\*\*\*Note: Unit Availability and Price is Subject to Change

Line #14	Mark Unit: DR3 TSM	Net Price:	1,283.42
Qty: 2		Ext. Net Price: USD	2,566.84



As Viewed From The Exterior

RO 71 1/2" X 16 1/2"

**Egress Information A1, A2**

No Egress Information available.

Stone White Exterior  
White Interior  
2W1H - Rectangle Assembly  
Assembly Rough Opening  
71 1/2" X 16 1/2"  
Unit: A1  
Elevate Direct Glaze Rectangle  
Basic Frame 35 1/4" X 16"  
Rough Opening 36 1/4" X 16 1/2"  
IG

Low E2 w/Argon  
Stainless Perimeter Bar  
GBG  
Rectangular - Special Cut 2W1H  
Stone White Ext - White Int

Unit: A2  
Elevate Direct Glaze Rectangle  
Basic Frame 35 1/4" X 16"  
Rough Opening 36 1/4" X 16 1/2"  
IG  
Low E2 w/Argon  
Stainless Perimeter Bar  
GBG  
Rectangular - Special Cut 2W1H  
Stone White Ext - White Int  
6 9/16" Jambs  
Jamb Extension from 4 9/16" to 6 9/16"  
Nailing Fin DH/GL/DR Frame w/ Certification Brackets  
\*\*\*Note: This configuration is certified to AAMA 450.  
\*\*\*Note: Divided lite cut alignment may not be accurately represented in the  
OMS drawing. Please consult your local representative for exact specifications.  
\*\*\*Note: Unit Availability and Price is Subject to Change

Project Subtotal Net Price: USD	50,691.76
6.000% Sales Tax: USD	3,041.51
Project Total Net Price: USD	53,733.27

## TERMS AND CONDITIONS

- All Marvin Pricing Valid for 30 days.
- All custom - Requires 50% Deposit at time of order placement / Shop drawing approval.
- All Pricing is for material only unless otherwise stated.
- While we have done our best to quote this project accurately, it is your responsibility to determine that we have quoted what you and your customer want including suitability, Local Code Compliance, and fitness for purpose.
- Review this order carefully. Marvin product is made to order and is not returnable. We cannot accept changes/cancellations after your order has been signed off on and released into production.
- We cannot release and order unless this sheet is signed, dated, and returned to Ervin Architectural Products along with deposit.

## PURCHASE APPROVAL/SIGN OFF

<b>Project Subtotal Net Price: USD</b>	<b>50,691.76</b>
<b>6.000% Sales Tax: USD</b>	<b>3,041.51</b>
<b>Project Total Net Price: USD</b>	<b>53,733.27</b>

I have reviewed all line item quotes in detail and agree that the product specifications and pricing are accurate, and I approve the project for order. I acknowledge that additional charges, tax or Terms and Conditions may apply.

Buyer: \_\_\_\_\_

**• Installation Option - \$ 12,960.00**

- **INSTALLATION OF WINDOW AND DOOR UNITS AS LISTED IN QUOTE ABOVE; ALL UNITS SHALL BE INSTALLED AS PER MANUFACTURERS WRITTEN INSTRUCTIONS AND BY FACTORY TRAINED / INSTALLATION MASTERS CERTIFIED INSTALLERS, METHOD "A1" INSTALLATION. ALL FLASHING MATERIALS INCLUDED COMPLY WITH ASTM E2112-01, SECTION 5.13. (6" BUTYL FLASHING TAPE & FLEX TAPE SILLS, CAULK, LOW EXPANSION FOAM, SHIMS & FASTENERS).**
- **ANY ALTERATION TO OPENINGS NEEDED TO ALLOW FOR PROPER INSTALLATION OF WINDOW/DOOR PRODUCTS WILL BE HANDLED ON A TIME AND MATERIALS BASIS WITH PRIOR APPROVAL FROM GC.**
- **INSTALLERS SHALL CLEAN UP AND DISPOSE OF INSTALLATION RELATED DEBRIS (GC PROVIDED DUMPSTER).**

Buyer: \_\_\_\_\_