

WFR-RUSSELL SIGNATURE

Quote #: BWUJM1B

A Proposal for Window and Door Products prepared for:

Shipping Address:

ERVIN ARCHITECTURAL PRODUCTS
1255 CAROLINA RD
SUFFOLK, VA 23434-8729



ERVIN ARCHITECTURAL PRODUCTS
PO BOX 2715
VIRGINIA BEACH, VA 23450-2715
Phone: (757) 427-2929

This report was generated on 1/27/2023 11:07:50 AM using the Marvin Order Management System, version 0004.00.00 (Current). Price in USD. Unit availability and price are subject to change. Dealer terms and conditions may apply.

Project Description:

BASED ON NFC-PROGRESS DRAWINGS DATED 12/31/22.

NO HANDING GIVEN FOR CASEMENT WINDOWS. PLEASE ADVISE.

USED INFINITY WINDOW FOR MASTER BATH SHOWER <I>.

WINDOWS <K>, <L>, <T>, <U> SHOWN WITH 1 2x BETWEEN. RECOMMEND DOUBLE 2x OR NONE. USED SINGLE WINDOWS. PLEASE ADVISE.

18 CLESTORY <V> WINDOWS IN ELEVATION; 16 IN PLAN, USED PLAN. PLEASE ADVISE.

DOG SUITE <Y> AND MUDROOM <Z> NOT SHOWN IN ELEVATION. NO SIZE INFO. USED ASSUMED SIZING. PLEASE ADVISE.

EXT DOOR AT GREAT ROOM (DR2) & GARAGE HALL (DR4) NOT SHOWN IN ELEVATION. USED SAME AS KITCHEN (DR3). PLEASE ADVISE.

Featuring products from:



UNIT SUMMARY

The following is a schedule of the windows and doors for this project. For additional unit details, please see Line Item Quotes.

Additional charges, tax or Terms and Conditions may apply. Detail pricing is per unit.

NUMBER OF LINES: 31	TOTAL UNIT QTY: 67	EXT NET PRICE: USD	151,974.96
---------------------	--------------------	--------------------	------------

LINE	MARK UNIT	PRODUCT LINE	ITEM	NET PRICE	QTY	EXTENDED NET PRICE
1	A	Ultimate	Marvin Assembly RO 73" X 55 5/8"	2,652.44	1	2,652.44
2	B-T	Ultimate	Marvin Assembly RO 73" X 77 5/8"	3,471.78	1	3,471.78
3	C-T	Ultimate	Casement CN 2840 RO 29" X 39 5/8"	1,340.00	1	1,340.00
4	D	Ultimate	Marvin Assembly RO 73" X 59 5/8"	2,765.66	1	2,765.66
5	E	Ultimate	Casement CN 3616 RO 37" X 15 5/8"	1,039.08	2	2,078.16
6	F	Ultimate	Marvin Assembly RO 29" X 62 3/4"	2,366.41	1	2,366.41
7	G	Ultimate	Marvin Assembly RO 29" X 70 3/4"	2,430.47	2	4,860.94
8	G-T	Ultimate	Marvin Assembly RO 29" X 70 3/4"	2,632.33	2	5,264.66
9	H-T	Ultimate	Marvin Assembly RO 91" X 70 3/4"	8,069.78	1	8,069.78
10	I	Infinity	Casement RO 31" X 36 1/2"	903.46	1	903.46
11	J	Ultimate	Marvin Assembly RO 137" X 86 3/4"	8,542.03	2	17,084.06
12	K-T	Ultimate	Casement Picture CN 4896 RO 49" X 95 5/8"	1,792.12	6	10,752.72
13	L	Ultimate	Casement Picture CN 4844 RO 49" X 43 5/8"	1,091.97	6	6,551.82
14	M	Ultimate	Marvin Assembly RO 89" X 62 3/4"	7,225.88	1	7,225.88
15	N	Ultimate	Marvin Assembly RO 25" X 70 3/4"	2,363.43	1	2,363.43
16	O	Ultimate	Marvin Assembly RO 65" X 62 3/4"	4,808.80	1	4,808.80
17	P-T	Ultimate	Marvin Assembly RO 73" X 58 3/4"	5,200.60	2	10,401.20
18	Q	Ultimate	Casement CN 2424 RO 25" X 23 5/8"	1,153.05	3	3,459.15
19	R-T	Ultimate	Casement CN 3660 RO 37" X 59 5/8"	1,704.24	1	1,704.24
20	S	Ultimate	Marvin Assembly RO 109" X 55 5/8"	4,160.03	2	8,320.06
21	T	Ultimate	Casement Picture CN 4848 RO 49" X 47 5/8"	1,147.09	4	4,588.36

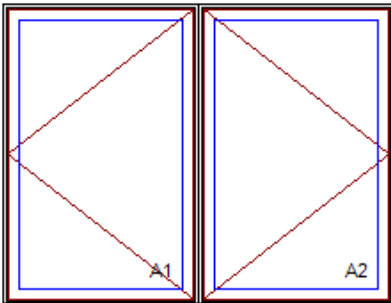
22	T1	Ultimate	Casement Stationary Polygon RO 49" X 47 5/8"	2,541.46	1	2,541.46
23	T2	Ultimate	Casement Stationary Polygon RO 49" X 47 5/8"	2,541.46	1	2,541.46
24	U	Ultimate	Casement Picture CN 4854 RO 49" X 53 5/8"	1,086.75	2	2,173.50
25	V	Ultimate	Casement CN 2436 RO 25" X 35 5/8"	1,095.69	15	16,435.35
26	V-T	Ultimate	Casement CN 2436 RO 25" X 35 5/8"	1,228.27	1	1,228.27
27	Y-ASSUMED	Ultimate	Marvin Assembly RO 73" X 55 5/8"	2,652.44	1	2,652.44
28	Z-ASSUMED	Ultimate	Marvin Assembly RO 33" X 70 3/4"	2,484.84	1	2,484.84
29	DR2	Ultimate	Inswing French Door G2 CN 3080 RO 38 7/16" X 98 1/2"	3,628.21	1	3,628.21
30	DR3	Ultimate	Inswing French Door G2 CN 3080 RO 38 7/16" X 98 1/2"	3,628.21	1	3,628.21
31	DR4	Ultimate	Inswing French Door G2 CN 3080 RO 38 7/16" X 98 1/2"	3,628.21	1	3,628.21

LINE ITEM QUOTES

The following is a schedule of the windows and doors for this project. For additional unit details, please see Line Item Quotes. Additional charges, tax or Terms and Conditions may apply. Detail pricing is per unit.

Line #1	Mark Unit: A	Net Price:		2,652.44
Qty: 1		Ext. Net Price:	USD	2,652.44

MARVIN 



As Viewed From The Exterior

RO 73" X 55 5/8"

Egress Information A1, A2

Width: 28 57/64" Height: 50 1/64"

Net Clear Opening: 10.03 SqFt

Stone White Clad Exterior
Painted Interior Finish - White - Pine Interior
2W1H - Rectangle Assembly
Assembly Rough Opening
73" X 55 5/8"

Unit: A1

Ultimate Casement - Left Hand

CN 3656

Rough Opening 37" X 55 5/8"

Frame Size 36" X 55 1/8"

Stone White Clad Sash Exterior

Painted Interior Finish - White - Pine Sash Interior

IG - 3/4" - 1 Lite

Low E2 w/Argon

Black Perimeter Bar

Ogee Interior Glazing Profile

Standard Bottom Rail

White Weather Strip

White Folding Handle

White Multi - Point Lock

Stainless Steel Hardware

Extruded Aluminum Screen

White Surround

Bright View Mesh

***Screen/Combo Ship Loose

Unit: A2

Ultimate Casement - Right Hand

CN 3656

Rough Opening 37" X 55 5/8"

Frame Size 36" X 55 1/8"

Stone White Clad Sash Exterior

Painted Interior Finish - White - Pine Sash Interior

IG - 3/4" - 1 Lite

Low E2 w/Argon

Black Perimeter Bar

Ogee Interior Glazing Profile

Standard Bottom Rail

White Weather Strip

White Folding Handle

White Multi - Point Lock

Stainless Steel Hardware

Extruded Aluminum Screen

White Surround

Bright View Mesh

***Screen/Combo Ship Loose

Standard Mull Charge

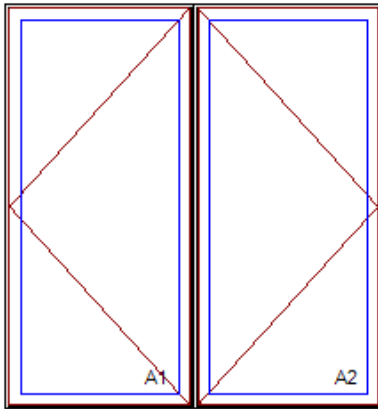
6 9/16" Jambs

Nailing Fin

***Note: This configuration meets a minimum structural performance of DP 20 through either physical testing or calculations in accordance with AAMA 450 and building code requirements. Mull certification ratings may vary from individual unit certification ratings. Reference the mulling chapter of the ADM for additional information.

***Note: Unit Availability and Price is Subject to Change

Line #2	Mark Unit: B-T	Net Price:		3,471.78
Qty: 1		Ext. Net Price:	USD	3,471.78



As Viewed From The Exterior

RO 73" X 77 5/8"

Egress Information A1, A2

Width: 28 57/64" Height: 72 1/64"

Net Clear Opening: 14.45 SqFt

Stone White Clad Exterior
Painted Interior Finish - White - Pine Interior
2W1H - Rectangle Assembly
Assembly Rough Opening
73" X 77 5/8"

Unit: A1

Ultimate Casement - Left Hand
CN 3678
Rough Opening 37" X 77 5/8"
Frame Size 36" X 77 1/8"
Stone White Clad Sash Exterior
Painted Interior Finish - White - Pine Sash Interior
IG - 3/4" - 1 Lite
Tempered Low E2 w/Argon
Black Perimeter Bar
Ogee Interior Glazing Profile
Standard Bottom Rail
White Weather Strip
White Folding Handle
White Multi - Point Lock
Stainless Steel Hardware
Extruded Aluminum Screen
White Surround
Bright View Mesh
***Screen/Combo Ship Loose

Unit: A2

Ultimate Casement - Right Hand
CN 3678
Rough Opening 37" X 77 5/8"
Frame Size 36" X 77 1/8"
Stone White Clad Sash Exterior
Painted Interior Finish - White - Pine Sash Interior
IG - 3/4" - 1 Lite
Tempered Low E2 w/Argon
Black Perimeter Bar
Ogee Interior Glazing Profile
Standard Bottom Rail
White Weather Strip
White Folding Handle
White Multi - Point Lock
Stainless Steel Hardware
Extruded Aluminum Screen
White Surround
Bright View Mesh
***Screen/Combo Ship Loose

Standard Mull Charge

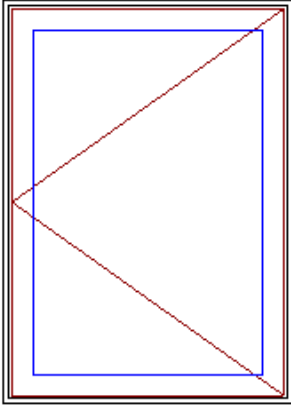
6 9/16" Jambs

Nailing Fin

***Note: This configuration meets a minimum structural performance of DP 20 through either physical testing or calculations in accordance with AAMA 450 and building code requirements. Mull certification ratings may vary from individual unit certification ratings. Reference the mulling chapter of the ADM for additional information.

***Note: Unit Availability and Price is Subject to Change

Line #3	Mark Unit: C-T	Net Price:		1,340.00
Qty: 1		Ext. Net Price:	USD	1,340.00



As Viewed From The Exterior

CN 2840

RO 29" X 39 5/8"

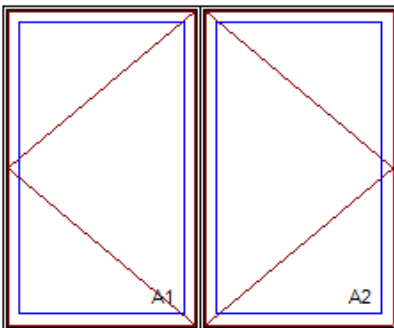
Egress Information

Width: 20 57/64" Height: 34 1/64"

Net Clear Opening: 4.93 SqFt

Stone White Clad Exterior
Painted Interior Finish - White - Pine Interior
Ultimate Casement - Left Hand
CN 2840
Rough Opening 29" X 39 5/8"
Frame Size 28" X 39 1/8"
Stone White Clad Sash Exterior
Painted Interior Finish - White - Pine Sash Interior
IG - 3/4" - 1 Lite
Tempered Low E2 w/Argon
Black Perimeter Bar
Ogee Interior Glazing Profile
Standard Bottom Rail
White Weather Strip
White Folding Handle
White Multi - Point Lock
Stainless Steel Hardware
Extruded Aluminum Screen
White Surround
Bright View Mesh
***Screen/Combo Ship Loose
6 9/16" Jambs
Nailing Fin
***Note: Unit Availability and Price is Subject to Change

Line #4	Mark Unit: D	Net Price:		2,765.66
Qty: 1		Ext. Net Price:	USD	2,765.66



As Viewed From The Exterior

RO 73" X 59 5/8"

Egress Information A1, A2

Width: 28 57/64" Height: 54 1/64"

Net Clear Opening: 10.84 SqFt

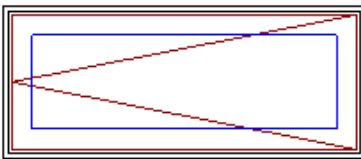
Stone White Clad Exterior
Painted Interior Finish - White - Pine Interior
2W1H - Rectangle Assembly
Assembly Rough Opening
73" X 59 5/8"

Unit: A1
Ultimate Casement - Left Hand
CN 3660
Rough Opening 37" X 59 5/8"
Frame Size 36" X 59 1/8"
Stone White Clad Sash Exterior
Painted Interior Finish - White - Pine Sash Interior
IG - 3/4" - 1 Lite
Low E2 w/Argon
Black Perimeter Bar
Ogee Interior Glazing Profile
Standard Bottom Rail
White Weather Strip
White Folding Handle
White Multi - Point Lock
Stainless Steel Hardware
Extruded Aluminum Screen
White Surround
Bright View Mesh
***Screen/Combo Ship Loose

Unit: A2
Ultimate Casement - Right Hand
CN 3660
Rough Opening 37" X 59 5/8"
Frame Size 36" X 59 1/8"
Stone White Clad Sash Exterior
Painted Interior Finish - White - Pine Sash Interior

IG - 3/4" - 1 Lite
Low E2 w/Argon
Black Perimeter Bar
Ogee Interior Glazing Profile
Standard Bottom Rail
White Weather Strip
White Folding Handle
White Multi - Point Lock
Stainless Steel Hardware
Extruded Aluminum Screen
White Surround
Bright View Mesh
***Screen/Combo Ship Loose
Standard Mull Charge
6 9/16" Jambs
Nailing Fin
***Note: This configuration meets a minimum structural performance of DP 20 through either physical testing or calculations in accordance with AAMA 450 and building code requirements. Mull certification ratings may vary from individual unit certification ratings. Reference the mulling chapter of the ADM for additional information.
***Note: Unit Availability and Price is Subject to Change

Line #5	Mark Unit: E	Net Price:		1,039.08
Qty: 2		Ext. Net Price:	USD	2,078.16



CN 3616
RO 37" X 15 5/8"
Egress Information
Width: 28 57/64" Height: 10 1/64"
Net Clear Opening: 2.01 SqFt

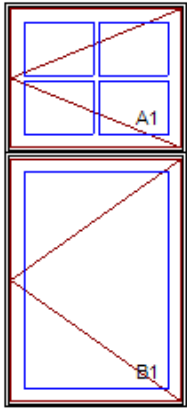
Stone White Clad Exterior
Painted Interior Finish - White - Pine Interior
Ultimate Casement - Left Hand
CN 3616
Rough Opening 37" X 15 5/8"
Frame Size 36" X 15 1/8"
Stone White Clad Sash Exterior
Painted Interior Finish - White - Pine Sash Interior
IG - 3/4" - 1 Lite
Low E2 w/Argon
Black Perimeter Bar
Ogee Interior Glazing Profile
Standard Bottom Rail
White Weather Strip
White Folding Handle
White Multi - Point Lock
Stainless Steel Hardware
Extruded Aluminum Screen
White Surround
Bright View Mesh
***Screen/Combo Ship Loose
6 9/16" Jambs
Nailing Fin
***Note: Unit Availability and Price is Subject to Change

Line #6	Mark Unit: F	Net Price:		2,366.41
Qty: 1		Ext. Net Price:	USD	2,366.41



Stone White Clad Exterior
Painted Interior Finish - White - Pine Interior
1W2H - Rectangle Assembly
Assembly Rough Opening
29" X 62 3/4"

Unit: A1
Ultimate Casement - Left Hand
CN 2824



As Viewed From The Exterior

RO 29" X 62 3/4"

Egress Information A1

Width: 20 57/64" Height: 18 1/64"

Net Clear Opening: 2.61 SqFt

Egress Information B1

Width: 20 57/64" Height: 34 1/64"

Net Clear Opening: 4.93 SqFt

Rough Opening 29" X 23 5/8"
Frame Size 28" X 23 1/8"
Stone White Clad Sash Exterior
Painted Interior Finish - White - Pine Sash Interior
IG - 3/4"
Low E2 w/Argon
Black Perimeter and Spacer Bar
7/8" SDL - With Spacer Bar - Black
Rectangular - Special Cut 2W2H
Stone White Clad Ext - Painted Interior Finish - White - Pine Int
Ogee Interior Glazing Profile
Standard Bottom Rail
White Weather Strip
White Folding Handle
White Multi - Point Lock
Stainless Steel Hardware
Extruded Aluminum Screen
White Surround
Bright View Mesh
***Screen/Combo Ship Loose

Unit: B1

Ultimate Casement - Left Hand
CN 2840
Rough Opening 29" X 39 5/8"
Frame Size 28" X 39 1/8"
Stone White Clad Sash Exterior
Painted Interior Finish - White - Pine Sash Interior
IG - 3/4" - 1 Lite
Low E2 w/Argon
Black Perimeter Bar
Ogee Interior Glazing Profile
Standard Bottom Rail
White Weather Strip
White Folding Handle
White Multi - Point Lock
Stainless Steel Hardware
Extruded Aluminum Screen
White Surround
Bright View Mesh
***Screen/Combo Ship Loose

Standard Mull Charge

6 9/16" Jambs

Nailing Fin

***Note: This configuration meets a minimum structural performance of DP 20 through either physical testing or calculations in accordance with AAMA 450 and building code requirements. Mull certification ratings may vary from individual unit certification ratings. Reference the mulling chapter of the ADM for additional information.

***Note: Unit Availability and Price is Subject to Change

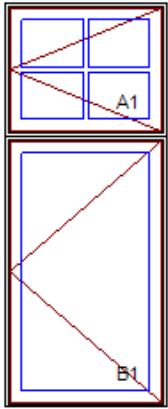
Line #7	Mark Unit: G	Net Price:		2,430.47
Qty: 2		Ext. Net Price:	USD	4,860.94



Stone White Clad Exterior
Painted Interior Finish - White - Pine Interior
1W2H - Rectangle Assembly
Assembly Rough Opening
29" X 70 3/4"

Unit: A1

Ultimate Casement - Left Hand
CN 2824
Rough Opening 29" X 23 5/8"
Frame Size 28" X 23 1/8"
Stone White Clad Sash Exterior



As Viewed From The Exterior

RO 29" X 70 3/4"

Egress Information A1

Width: 20 57/64" Height: 18 1/64"

Net Clear Opening: 2.61 SqFt

Egress Information B1

Width: 20 57/64" Height: 42 1/64"

Net Clear Opening: 6.09 SqFt

Painted Interior Finish - White - Pine Sash Interior
IG - 3/4"
Low E2 w/Argon
Black Perimeter and Spacer Bar
7/8" SDL - With Spacer Bar - Black
Rectangular - Special Cut 2W2H
Stone White Clad Ext - Painted Interior Finish - White - Pine Int
Ogee Interior Glazing Profile
Standard Bottom Rail
White Weather Strip
White Folding Handle
White Multi - Point Lock
Stainless Steel Hardware
Extruded Aluminum Screen
White Surround
Bright View Mesh
***Screen/Combo Ship Loose

Unit: B1

Ultimate Casement - Left Hand

CN 2848

Rough Opening 29" X 47 5/8"

Frame Size 28" X 47 1/8"

Stone White Clad Sash Exterior

Painted Interior Finish - White - Pine Sash Interior

IG - 3/4" - 1 Lite

Low E2 w/Argon

Black Perimeter Bar

Ogee Interior Glazing Profile

Standard Bottom Rail

White Weather Strip

White Folding Handle

White Multi - Point Lock

Stainless Steel Hardware

Extruded Aluminum Screen

White Surround

Bright View Mesh

***Screen/Combo Ship Loose

Standard Mull Charge

6 9/16" Jambs

Nailing Fin

***Note: This configuration meets a minimum structural performance of DP 20 through either physical testing or calculations in accordance with AAMA 450 and building code requirements. Mull certification ratings may vary from individual unit certification ratings. Reference the mulling chapter of the ADM for additional information.

***Note: Unit Availability and Price is Subject to Change

Line #8	Mark Unit: G-T	Net Price:		2,632.33
Qty: 2		Ext. Net Price:	USD	5,264.66



Stone White Clad Exterior
Painted Interior Finish - White - Pine Interior
1W2H - Rectangle Assembly
Assembly Rough Opening
29" X 70 3/4"

Unit: A1

Ultimate Casement - Left Hand

CN 2824

Rough Opening 29" X 23 5/8"

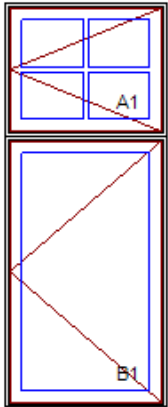
Frame Size 28" X 23 1/8"

Stone White Clad Sash Exterior

Painted Interior Finish - White - Pine Sash Interior

IG - 3/4"

Low E2 w/Argon



As Viewed From The Exterior

RO 29" X 70 3/4"

Egress Information A1

Width: 20 57/64" Height: 18 1/64"

Net Clear Opening: 2.61 SqFt

Egress Information B1

Width: 20 57/64" Height: 42 1/64"

Net Clear Opening: 6.09 SqFt

Black Perimeter and Spacer Bar
7/8" SDL - With Spacer Bar - Black
Rectangular - Special Cut 2W2H
Stone White Clad Ext - Painted Interior Finish - White - Pine Int
Ogee Interior Glazing Profile
Standard Bottom Rail
White Weather Strip
White Folding Handle
White Multi - Point Lock
Stainless Steel Hardware
Extruded Aluminum Screen
White Surround
Bright View Mesh
***Screen/Combo Ship Loose

Unit: B1

Ultimate Casement - Left Hand

CN 2848

Rough Opening 29" X 47 5/8"

Frame Size 28" X 47 1/8"

Stone White Clad Sash Exterior

Painted Interior Finish - White - Pine Sash Interior

IG - 3/4" - 1 Lite

Tempered Low E2 w/Argon

Black Perimeter Bar

Ogee Interior Glazing Profile

Standard Bottom Rail

White Weather Strip

White Folding Handle

White Multi - Point Lock

Stainless Steel Hardware

Extruded Aluminum Screen

White Surround

Bright View Mesh

***Screen/Combo Ship Loose

Standard Mull Charge

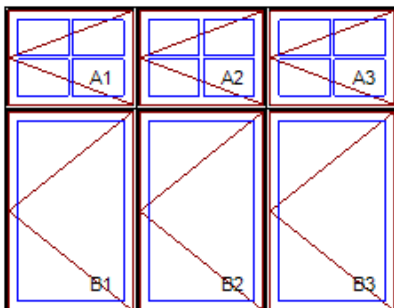
6 9/16" Jambs

Nailing Fin

***Note: This configuration meets a minimum structural performance of DP 20 through either physical testing or calculations in accordance with AAMA 450 and building code requirements. Mull certification ratings may vary from individual unit certification ratings. Reference the mulling chapter of the ADM for additional information.

***Note: Unit Availability and Price is Subject to Change

Line #9	Mark Unit: H-T	Net Price:		8,069.78
Qty: 1		Ext. Net Price:	USD	8,069.78



As Viewed From The Exterior

RO 91" X 70 3/4"

Egress Information A1, A2, A3

Width: 22 57/64" Height: 18 1/64"

Net Clear Opening: 2.61 SqFt

Stone White Clad Exterior
Painted Interior Finish - White - Pine Interior
3W2H - Rectangle Assembly
Assembly Rough Opening
91" X 70 3/4"

Unit: A1

Ultimate Casement - Left Hand

CN 3024

Rough Opening 31" X 23 5/8"

Frame Size 30" X 23 1/8"

Stone White Clad Sash Exterior

Painted Interior Finish - White - Pine Sash Interior

IG - 3/4"

Low E2 w/Argon

Black Perimeter and Spacer Bar

7/8" SDL - With Spacer Bar - Black

Rectangular - Special Cut 2W2H

Net Clear Opening: 2.86 SqFt
Egress Information B1, B2, B3
Width: 22 57/64" Height: 42 1/64"
Net Clear Opening: 6.68 SqFt

Stone White Clad Ext - Painted Interior Finish - White - Pine Int
Ogee Interior Glazing Profile
Standard Bottom Rail
White Weather Strip
White Folding Handle
White Multi - Point Lock
Stainless Steel Hardware
Extruded Aluminum Screen
White Surround
Bright View Mesh
***Screen/Combo Ship Loose

Unit: A2

Ultimate Casement - Left Hand
CN 3024
Rough Opening 31" X 23 5/8"
Frame Size 30" X 23 1/8"
Stone White Clad Sash Exterior
Painted Interior Finish - White - Pine Sash Interior
IG - 3/4"
Low E2 w/Argon
Black Perimeter and Spacer Bar
7/8" SDL - With Spacer Bar - Black
Rectangular - Special Cut 2W2H
Stone White Clad Ext - Painted Interior Finish - White - Pine Int
Ogee Interior Glazing Profile
Standard Bottom Rail
White Weather Strip
White Folding Handle
White Multi - Point Lock
Stainless Steel Hardware
Extruded Aluminum Screen
White Surround
Bright View Mesh
***Screen/Combo Ship Loose

Unit: A3

Ultimate Casement - Left Hand
CN 3024
Rough Opening 31" X 23 5/8"
Frame Size 30" X 23 1/8"
Stone White Clad Sash Exterior
Painted Interior Finish - White - Pine Sash Interior
IG - 3/4"
Low E2 w/Argon
Black Perimeter and Spacer Bar
7/8" SDL - With Spacer Bar - Black
Rectangular - Special Cut 2W2H
Stone White Clad Ext - Painted Interior Finish - White - Pine Int
Ogee Interior Glazing Profile
Standard Bottom Rail
White Weather Strip
White Folding Handle
White Multi - Point Lock
Stainless Steel Hardware
Extruded Aluminum Screen
White Surround
Bright View Mesh
***Screen/Combo Ship Loose

Unit: B1

Ultimate Casement - Left Hand
CN 3048
Rough Opening 31" X 47 5/8"
Frame Size 30" X 47 1/8"
Stone White Clad Sash Exterior
Painted Interior Finish - White - Pine Sash Interior
IG - 3/4" - 1 Lite
Tempered Low E2 w/Argon

Black Perimeter Bar
Ogee Interior Glazing Profile
Standard Bottom Rail
White Weather Strip
White Folding Handle
White Multi - Point Lock
Stainless Steel Hardware
Extruded Aluminum Screen
White Surround
Bright View Mesh
***Screen/Combo Ship Loose

Unit: B2

Ultimate Casement - Left Hand
CN 3048
Rough Opening 31" X 47 5/8"
Frame Size 30" X 47 1/8"
Stone White Clad Sash Exterior
Painted Interior Finish - White - Pine Sash Interior
IG - 3/4" - 1 Lite
Tempered Low E2 w/Argon
Black Perimeter Bar
Ogee Interior Glazing Profile
Standard Bottom Rail
White Weather Strip
White Folding Handle
White Multi - Point Lock
Stainless Steel Hardware
Extruded Aluminum Screen
White Surround
Bright View Mesh
***Screen/Combo Ship Loose

Unit: B3

Ultimate Casement - Left Hand
CN 3048
Rough Opening 31" X 47 5/8"
Frame Size 30" X 47 1/8"
Stone White Clad Sash Exterior
Painted Interior Finish - White - Pine Sash Interior
IG - 3/4" - 1 Lite
Tempered Low E2 w/Argon
Black Perimeter Bar
Ogee Interior Glazing Profile
Standard Bottom Rail
White Weather Strip
White Folding Handle
White Multi - Point Lock
Stainless Steel Hardware
Extruded Aluminum Screen
White Surround
Bright View Mesh
***Screen/Combo Ship Loose

Standard Mull Charge

6 9/16" Jambs

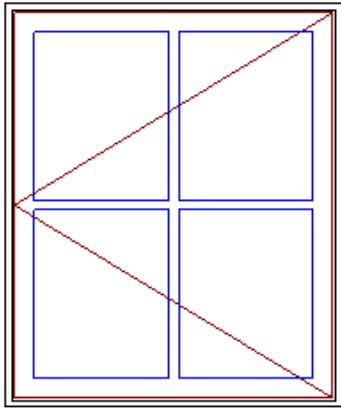
Nailing Fin

***Note: Non-Certified mull: check with local code officials for project specific requirements.

***Note: Unit Availability and Price is Subject to Change

Line #10	Mark Unit: I	Net Price:	903.46
Qty: 1		Ext. Net Price: USD	903.46

INFINITY
from **MARVIN**
REPLACEMENT WINDOWS



As Viewed From The Exterior

RO 31" X 36 1/2"

Egress Information

Width: 19 41/64" Height: 31 3/16"

Net Clear Opening: 4.25 SqFt

Stone White Exterior
Stone White Interior
Infinity Casement - Left Hand
Frame Size 30" X 36"
Rough Opening 31" X 36 1/2"
IG
Low E2 w/Argon
Black Perimeter and Spacer Bar
7/8" SDL - With Spacer Bar
Rectangular 2W2H
Stone White Ext - Stone White Int
Beige Weather Strip
White Folding Handle
Easy Wash Hinges
Interior Extruded Screen
Stone White Surround
Bright View Mesh
***Screen/Combo Ship Loose

2 1/4" Jambs

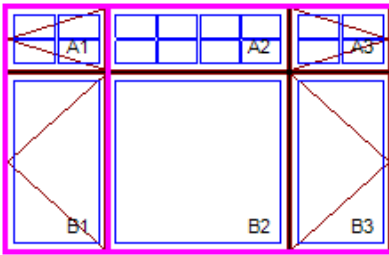
Nailing Fin

***Note: Divided lite cut alignment may not be accurately represented in the OMS drawing. Please consult your local representative for exact specifications.

***Note: Unit Availability and Price is Subject to Change

Line #11	Mark Unit: J	Net Price:	8,542.03
Qty: 2		Ext. Net Price: USD	17,084.06

MARVIN



As Viewed From The Exterior

RO 137" X 86 3/4"

Egress Information A1, A3

Width: 28 57/64" Height: 18 1/64"

Net Clear Opening: 3.61 SqFt

Egress Information A2, B2

No Egress Information available.

Egress Information B1, B3

Width: 28 57/64" Height: 58 1/64"

Net Clear Opening: 11.64 SqFt

Stone White Clad Exterior
Painted Interior Finish - White - Pine Interior
3W2H - Rectangle Assembly
Assembly Rough Opening
137" X 86 3/4"

Assembly exceeds size limitation. To confirm availability, alternative solutions, or pricing, submit an assistance request or speak with a Marvin representative.

Prep for Field Mull Assembly

Mull Kit(s) Included

Sub Assembly 1 - 1W2H

Basic Frame 36" x 86 1/4"

Unit Locations: A1,B1

Sub Assembly 2 - 2W2H

Basic Frame 100" x 86 1/4"

Unit Locations: A2,A3,B2,B3

Unit: A1

Ultimate Casement - Left Hand

CN 3624

Rough Opening 37" X 23 5/8"

Frame Size 36" X 23 1/8"

Stone White Clad Sash Exterior

Painted Interior Finish - White - Pine Sash Interior

IG - 3/4"

Low E2 w/Argon

Black Perimeter and Spacer Bar

7/8" SDL - With Spacer Bar - Black

Rectangular - Special Cut 2W2H

Stone White Clad Ext - Painted Interior Finish - White - Pine Int

Ogee Interior Glazing Profile

Standard Bottom Rail

White Weather Strip

White Folding Handle

White Multi - Point Lock
Stainless Steel Hardware
Extruded Aluminum Screen
White Surround
Bright View Mesh
***Screen/Combo Ship Loose

Unit: A2

Ultimate Casement Picture
CN 6424
Rough Opening 65" X 23 5/8"
Frame Size 64" X 23 1/8"
Stone White Clad Sash Exterior
Painted Interior Finish - White - Pine Sash Interior
IG - 3/4"
Low E2 w/Argon
Black Perimeter and Spacer Bar
7/8" SDL - With Spacer Bar - Black
Rectangular - Special Cut 4W2H
Stone White Clad Ext - Painted Interior Finish - White - Pine Int
Ogee Interior Glazing Profile
Standard Bottom Rail
White Weather Strip
Solid Wood Covers

Unit: A3

Ultimate Casement - Right Hand
CN 3624
Rough Opening 37" X 23 5/8"
Frame Size 36" X 23 1/8"
Stone White Clad Sash Exterior
Painted Interior Finish - White - Pine Sash Interior
IG - 3/4"
Low E2 w/Argon
Black Perimeter and Spacer Bar
7/8" SDL - With Spacer Bar - Black
Rectangular - Special Cut 2W2H
Stone White Clad Ext - Painted Interior Finish - White - Pine Int
Ogee Interior Glazing Profile
Standard Bottom Rail
White Weather Strip
White Folding Handle
White Multi - Point Lock
Stainless Steel Hardware
Extruded Aluminum Screen
White Surround
Bright View Mesh
***Screen/Combo Ship Loose

Unit: B1

Ultimate Casement - Left Hand
CN 3664
Rough Opening 37" X 63 5/8"
Frame Size 36" X 63 1/8"
Stone White Clad Sash Exterior
Painted Interior Finish - White - Pine Sash Interior
IG - 3/4" - 1 Lite
Low E2 w/Argon
Black Perimeter Bar
Ogee Interior Glazing Profile
Standard Bottom Rail
White Weather Strip
White Folding Handle
White Multi - Point Lock
Stainless Steel Hardware
Extruded Aluminum Screen
White Surround
Bright View Mesh
***Screen/Combo Ship Loose


Unit: B2
Ultimate Casement Picture
CN 6464
Rough Opening 65" X 63 5/8"
Frame Size 64" X 63 1/8"
Stone White Clad Sash Exterior
Painted Interior Finish - White - Pine Sash Interior
IG - 3/4" - 1 Lite
Low E2 w/Argon
Black Perimeter Bar
Ogee Interior Glazing Profile
Standard Bottom Rail
White Weather Strip
Solid Wood Covers

Unit: B3
Ultimate Casement - Right Hand
CN 3664
Rough Opening 37" X 63 5/8"
Frame Size 36" X 63 1/8"
Stone White Clad Sash Exterior
Painted Interior Finish - White - Pine Sash Interior
IG - 3/4" - 1 Lite
Low E2 w/Argon
Black Perimeter Bar
Ogee Interior Glazing Profile
Standard Bottom Rail
White Weather Strip
White Folding Handle
White Multi - Point Lock
Stainless Steel Hardware
Extruded Aluminum Screen
White Surround
Bright View Mesh
***Screen/Combo Ship Loose
Mull 1 - Prep for Vertical Standard Mull - 86 1/4" Long
Standard Mull Charge
6 9/16" Jambs
***Jamb Extension Ship Loose
Nailing Fin
***Note: Non-Certified mull: check with local code officials for project specific requirements.
***Note: Unit Availability and Price is Subject to Change

Line #12	Mark Unit: K-T	Net Price:		1,792.12
Qty: 6		Ext. Net Price:	USD	10,752.72




Stone White Clad Exterior
Painted Interior Finish - White - Pine Interior
Ultimate Casement Picture
CN 4896
Rough Opening 49" X 95 5/8"
Frame Size 48" X 95 1/8"
Stone White Clad Sash Exterior
Painted Interior Finish - White - Pine Sash Interior
IG - 3/4" - 1 Lite
Tempered Low E2 w/Argon
Black Perimeter Bar
Ogee Interior Glazing Profile
Standard Bottom Rail
White Weather Strip
Solid Wood Covers
6 9/16" Jambs
Nailing Fin
***Note: Unit Availability and Price is Subject to Change



As Viewed From The Exterior

CN 4896
RO 49" X 95 5/8"
Egress Information
No Egress Information available.

Line #13	Mark Unit: L	Net Price:		1,091.97
Qty: 6		Ext. Net Price:	USD	6,551.82



As Viewed From The Exterior

CN 4844
RO 49" X 43 5/8"
Egress Information
No Egress Information available.

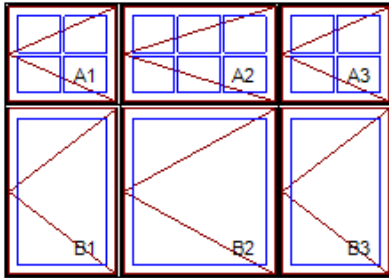
Stone White Clad Exterior
Painted Interior Finish - White - Pine Interior
Ultimate Casement Picture
CN 4844
Rough Opening 49" X 43 5/8"
Frame Size 48" X 43 1/8"
Stone White Clad Sash Exterior
Painted Interior Finish - White - Pine Sash Interior
IG - 3/4"
Low E2 w/Argon
Black Perimeter and Spacer Bar
7/8" SDL - With Spacer Bar - Black
Rectangular - Special Cut 2W2H
Stone White Clad Ext - Painted Interior Finish - White - Pine Int
Ogee Interior Glazing Profile
Standard Bottom Rail
White Weather Strip
Solid Wood Covers
6 9/16" Jambs
Nailing Fin
***Note: Unit Availability and Price is Subject to Change

Line #14	Mark Unit: M	Net Price:		7,225.88
Qty: 1		Ext. Net Price:	USD	7,225.88



Stone White Clad Exterior
Painted Interior Finish - White - Pine Interior
3W2H - Rectangle Assembly
Assembly Rough Opening
89" X 62 3/4"

Unit: A1
Ultimate Casement - Left Hand
CN 2624
Rough Opening 27" X 23 5/8"
Frame Size 26" X 23 1/8"
Stone White Clad Sash Exterior
Painted Interior Finish - White - Pine Sash Interior



As Viewed From The Exterior

RO 89" X 62 3/4"

Egress Information A1, A3

Width: 18 57/64" Height: 18 1/64"

Net Clear Opening: 2.36 SqFt

Egress Information A2

Width: 28 57/64" Height: 18 1/64"

Net Clear Opening: 3.61 SqFt

Egress Information B1, B3

Width: 18 57/64" Height: 34 1/64"

Net Clear Opening: 4.46 SqFt

Egress Information B2

Width: 28 57/64" Height: 34 1/64"

Net Clear Opening: 6.82 SqFt

IG - 3/4"
Low E2 w/Argon
Black Perimeter and Spacer Bar
7/8" SDL - With Spacer Bar - Black
Rectangular - Standard Cut 2W2H
Stone White Clad Ext - Painted Interior Finish - White - Pine Int
Ogee Interior Glazing Profile
Standard Bottom Rail
White Weather Strip
White Folding Handle
White Multi - Point Lock
Stainless Steel Hardware
Extruded Aluminum Screen
White Surround
Bright View Mesh
***Screen/Combo Ship Loose

Unit: A2

Ultimate Casement - Left Hand

CN 3624

Rough Opening 37" X 23 5/8"

Frame Size 36" X 23 1/8"

Stone White Clad Sash Exterior

Painted Interior Finish - White - Pine Sash Interior

IG - 3/4"

Low E2 w/Argon

Black Perimeter and Spacer Bar

7/8" SDL - With Spacer Bar - Black

Rectangular - Standard Cut 3W2H

Stone White Clad Ext - Painted Interior Finish - White - Pine Int

Ogee Interior Glazing Profile

Standard Bottom Rail

White Weather Strip

White Folding Handle

White Multi - Point Lock

Stainless Steel Hardware

Extruded Aluminum Screen

White Surround

Bright View Mesh

***Screen/Combo Ship Loose

Unit: A3

Ultimate Casement - Left Hand

CN 2624

Rough Opening 27" X 23 5/8"

Frame Size 26" X 23 1/8"

Stone White Clad Sash Exterior

Painted Interior Finish - White - Pine Sash Interior

IG - 3/4"

Low E2 w/Argon

Black Perimeter and Spacer Bar

7/8" SDL - With Spacer Bar - Black

Rectangular - Standard Cut 2W2H

Stone White Clad Ext - Painted Interior Finish - White - Pine Int

Ogee Interior Glazing Profile

Standard Bottom Rail

White Weather Strip

White Folding Handle

White Multi - Point Lock

Stainless Steel Hardware

Extruded Aluminum Screen

White Surround

Bright View Mesh

***Screen/Combo Ship Loose

Unit: B1

Ultimate Casement - Left Hand

CN 2640

Rough Opening 27" X 39 5/8"

Frame Size 26" X 39 1/8"
Stone White Clad Sash Exterior
Painted Interior Finish - White - Pine Sash Interior
IG - 3/4" - 1 Lite
Low E2 w/Argon
Black Perimeter Bar
Ogee Interior Glazing Profile
Standard Bottom Rail
White Weather Strip
White Folding Handle
White Multi - Point Lock
Stainless Steel Hardware
Extruded Aluminum Screen
White Surround
Bright View Mesh
***Screen/Combo Ship Loose

Unit: B2

Ultimate Casement - Left Hand
CN 3640
Rough Opening 37" X 39 5/8"
Frame Size 36" X 39 1/8"
Stone White Clad Sash Exterior
Painted Interior Finish - White - Pine Sash Interior
IG - 3/4" - 1 Lite
Low E2 w/Argon
Black Perimeter Bar
Ogee Interior Glazing Profile
Standard Bottom Rail
White Weather Strip
White Folding Handle
White Multi - Point Lock
Stainless Steel Hardware
Extruded Aluminum Screen
White Surround
Bright View Mesh
***Screen/Combo Ship Loose

Unit: B3

Ultimate Casement - Left Hand
CN 2640
Rough Opening 27" X 39 5/8"
Frame Size 26" X 39 1/8"
Stone White Clad Sash Exterior
Painted Interior Finish - White - Pine Sash Interior
IG - 3/4" - 1 Lite
Low E2 w/Argon
Black Perimeter Bar
Ogee Interior Glazing Profile
Standard Bottom Rail
White Weather Strip
White Folding Handle
White Multi - Point Lock
Stainless Steel Hardware
Extruded Aluminum Screen
White Surround
Bright View Mesh
***Screen/Combo Ship Loose

Standard Mull Charge

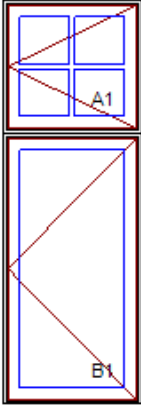
6 9/16" Jambs

Nailing Fin

***Note: Non-Certified mull: check with local code officials for project specific requirements.

***Note: Unit Availability and Price is Subject to Change

Line #15	Mark Unit: N	Net Price:	2,363.43
Qty: 1		Ext. Net Price: USD	2,363.43



As Viewed From The Exterior

RO 25" X 70 3/4"

Egress Information A1

Width: 16 57/64" Height: 18 1/64"

Net Clear Opening: 2.11 SqFt

Egress Information B1

Width: 16 57/64" Height: 42 1/64"

Net Clear Opening: 4.93 SqFt

Stone White Clad Exterior
Painted Interior Finish - White - Pine Interior
1W2H - Rectangle Assembly
Assembly Rough Opening
25" X 70 3/4"

Unit: A1

Ultimate Casement - Left Hand

CN 2424

Rough Opening 25" X 23 5/8"

Frame Size 24" X 23 1/8"

Stone White Clad Sash Exterior

Painted Interior Finish - White - Pine Sash Interior

IG - 3/4"

Low E2 w/Argon

Black Perimeter and Spacer Bar

7/8" SDL - With Spacer Bar - Black

Rectangular - Standard Cut 2W2H

Stone White Clad Ext - Painted Interior Finish - White - Pine Int

Ogee Interior Glazing Profile

Standard Bottom Rail

White Weather Strip

White Folding Handle

White Multi - Point Lock

Stainless Steel Hardware

Extruded Aluminum Screen

White Surround

Bright View Mesh

***Screen/Combo Ship Loose

Unit: B1

Ultimate Casement - Left Hand

CN 2448

Rough Opening 25" X 47 5/8"

Frame Size 24" X 47 1/8"

Stone White Clad Sash Exterior

Painted Interior Finish - White - Pine Sash Interior

IG - 3/4" - 1 Lite

Low E2 w/Argon

Black Perimeter Bar

Ogee Interior Glazing Profile

Standard Bottom Rail

White Weather Strip

White Folding Handle

White Multi - Point Lock

Stainless Steel Hardware

Extruded Aluminum Screen

White Surround

Bright View Mesh

***Screen/Combo Ship Loose

Standard Mull Charge

6 9/16" Jambs

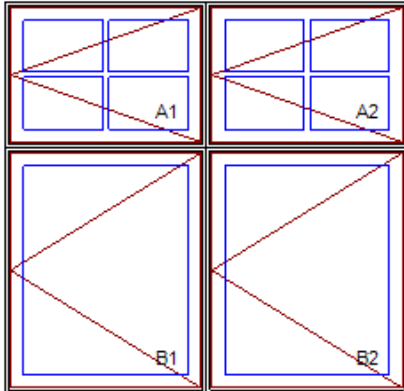
Nailing Fin

***Note: This configuration meets a minimum structural performance of DP 20 through either physical testing or calculations in accordance with AAMA 450 and building code requirements. Mull certification ratings may vary from individual unit certification ratings. Reference the mulling chapter of the ADM for additional information.

***Note: Unit Availability and Price is Subject to Change

Line #16	Mark Unit: O	Net Price:	4,808.80
Qty: 1		Ext. Net Price: USD	4,808.80

MARVIN 



As Viewed From The Exterior

RO 65" X 62 3/4"

Egress Information A1, A2

Width: 24 57/64" Height: 18 1/64"

Net Clear Opening: 3.11 SqFt

Egress Information B1, B2

Width: 24 57/64" Height: 34 1/64"

Net Clear Opening: 5.88 SqFt

Stone White Clad Exterior
Painted Interior Finish - White - Pine Interior
2W2H - Rectangle Assembly
Assembly Rough Opening
65" X 62 3/4"

Unit: A1

Ultimate Casement - Left Hand

CN 3224

Rough Opening 33" X 23 5/8"

Frame Size 32" X 23 1/8"

Stone White Clad Sash Exterior

Painted Interior Finish - White - Pine Sash Interior

IG - 3/4"

Low E2 w/Argon

Black Perimeter and Spacer Bar

7/8" SDL - With Spacer Bar - Black

Rectangular - Special Cut 2W2H

Stone White Clad Ext - Painted Interior Finish - White - Pine Int

Ogee Interior Glazing Profile

Standard Bottom Rail

White Weather Strip

White Folding Handle

White Multi - Point Lock

Stainless Steel Hardware

Extruded Aluminum Screen

White Surround

Bright View Mesh

***Screen/Combo Ship Loose

Unit: A2

Ultimate Casement - Left Hand

CN 3224

Rough Opening 33" X 23 5/8"

Frame Size 32" X 23 1/8"

Stone White Clad Sash Exterior

Painted Interior Finish - White - Pine Sash Interior

IG - 3/4"

Low E2 w/Argon

Black Perimeter and Spacer Bar

7/8" SDL - With Spacer Bar - Black

Rectangular - Special Cut 2W2H

Stone White Clad Ext - Painted Interior Finish - White - Pine Int

Ogee Interior Glazing Profile

Standard Bottom Rail

White Weather Strip

White Folding Handle

White Multi - Point Lock

Stainless Steel Hardware

Extruded Aluminum Screen

White Surround

Bright View Mesh

***Screen/Combo Ship Loose

Unit: B1

Ultimate Casement - Left Hand

CN 3240

Rough Opening 33" X 39 5/8"

Frame Size 32" X 39 1/8"

Stone White Clad Sash Exterior

Painted Interior Finish - White - Pine Sash Interior

IG - 3/4" - 1 Lite

Low E2 w/Argon

Black Perimeter Bar

Ogee Interior Glazing Profile

Standard Bottom Rail
White Weather Strip
White Folding Handle
White Multi - Point Lock
Stainless Steel Hardware
Extruded Aluminum Screen
White Surround
Bright View Mesh
***Screen/Combo Ship Loose

Unit: B2

Ultimate Casement - Left Hand
CN 3240
Rough Opening 33" X 39 5/8"
Frame Size 32" X 39 1/8"
Stone White Clad Sash Exterior
Painted Interior Finish - White - Pine Sash Interior
IG - 3/4" - 1 Lite
Low E2 w/Argon
Black Perimeter Bar
Ogee Interior Glazing Profile
Standard Bottom Rail
White Weather Strip
White Folding Handle
White Multi - Point Lock
Stainless Steel Hardware
Extruded Aluminum Screen
White Surround
Bright View Mesh
***Screen/Combo Ship Loose

Standard Mull Charge

6 9/16" Jambs

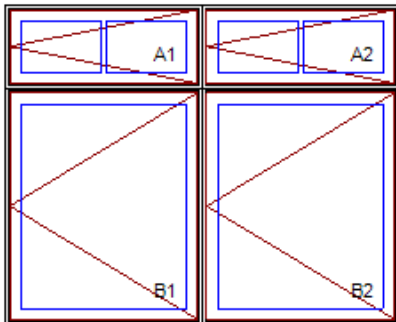
Nailing Fin

***Note: Non-Certified mull: check with local code officials for project specific requirements.

***Note: Unit Availability and Price is Subject to Change

Line #17	Mark Unit: P-T	Net Price:		5,200.60
Qty: 2		Ext. Net Price:	USD	10,401.20

MARVIN 



As Viewed From The Exterior

RO 73" X 58 3/4"

Egress Information A1, A2

Width: 28 57/64" Height: 10 1/64"

Net Clear Opening: 2.01 SqFt

Egress Information B1, B2

Width: 28 57/64" Height: 38 1/64"

Net Clear Opening: 7.63 SqFt

Stone White Clad Exterior
Painted Interior Finish - White - Pine Interior
2W2H - Rectangle Assembly
Assembly Rough Opening
73" X 58 3/4"

Unit: A1

Ultimate Casement - Left Hand
CN 3616
Rough Opening 37" X 15 5/8"
Frame Size 36" X 15 1/8"
Stone White Clad Sash Exterior
Painted Interior Finish - White - Pine Sash Interior
IG - 3/4"
Low E2 w/Argon
Black Perimeter and Spacer Bar
7/8" SDL - With Spacer Bar - Black
Rectangular - Special Cut 2W1H
Stone White Clad Ext - Painted Interior Finish - White - Pine Int
Ogee Interior Glazing Profile
Standard Bottom Rail
White Weather Strip
White Folding Handle
White Multi - Point Lock
Stainless Steel Hardware
Extruded Aluminum Screen

White Surround
Bright View Mesh
***Screen/Combo Ship Loose

Unit: A2

Ultimate Casement - Left Hand
CN 3616
Rough Opening 37" X 15 5/8"
Frame Size 36" X 15 1/8"
Stone White Clad Sash Exterior
Painted Interior Finish - White - Pine Sash Interior
IG - 3/4"
Low E2 w/Argon
Black Perimeter and Spacer Bar
7/8" SDL - With Spacer Bar - Black
Rectangular - Special Cut 2W1H
Stone White Clad Ext - Painted Interior Finish - White - Pine Int
Ogee Interior Glazing Profile
Standard Bottom Rail
White Weather Strip
White Folding Handle
White Multi - Point Lock
Stainless Steel Hardware
Extruded Aluminum Screen
White Surround
Bright View Mesh
***Screen/Combo Ship Loose

Unit: B1

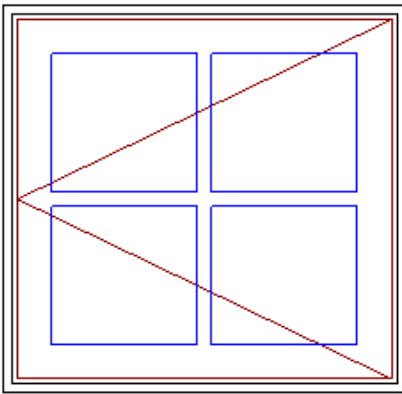
Ultimate Casement - Left Hand
CN 3644
Rough Opening 37" X 43 5/8"
Frame Size 36" X 43 1/8"
Stone White Clad Sash Exterior
Painted Interior Finish - White - Pine Sash Interior
IG - 3/4" - 1 Lite
Tempered Low E2 w/Argon
Black Perimeter Bar
Ogee Interior Glazing Profile
Standard Bottom Rail
White Weather Strip
White Folding Handle
White Multi - Point Lock
Stainless Steel Hardware
Extruded Aluminum Screen
White Surround
Bright View Mesh
***Screen/Combo Ship Loose

Unit: B2

Ultimate Casement - Left Hand
CN 3644
Rough Opening 37" X 43 5/8"
Frame Size 36" X 43 1/8"
Stone White Clad Sash Exterior
Painted Interior Finish - White - Pine Sash Interior
IG - 3/4" - 1 Lite
Tempered Low E2 w/Argon
Black Perimeter Bar
Ogee Interior Glazing Profile
Standard Bottom Rail
White Weather Strip
White Folding Handle
White Multi - Point Lock
Stainless Steel Hardware
Extruded Aluminum Screen
White Surround
Bright View Mesh
***Screen/Combo Ship Loose

Standard Mull Charge
6 9/16" Jambs
Nailing Fin
***Note: Non-Certified mull: check with local code officials for project specific requirements.
***Note: Unit Availability and Price is Subject to Change

Line #18	Mark Unit: Q	Net Price:		1,153.05
Qty: 3		Ext. Net Price:	USD	3,459.15

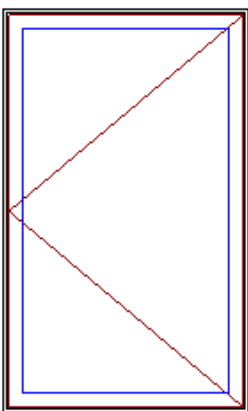


As Viewed From The Exterior

CN 2424
RO 25" X 23 5/8"
Egress Information
Width: 16 57/64" Height: 18 1/64"
Net Clear Opening: 2.11 SqFt

Stone White Clad Exterior
Painted Interior Finish - White - Pine Interior
Ultimate Casement - Left Hand
CN 2424
Rough Opening 25" X 23 5/8"
Frame Size 24" X 23 1/8"
Stone White Clad Sash Exterior
Painted Interior Finish - White - Pine Sash Interior
IG - 3/4"
Low E2 w/Argon
Black Perimeter and Spacer Bar
7/8" SDL - With Spacer Bar - Black
Rectangular - Standard Cut 2W2H
Stone White Clad Ext - Painted Interior Finish - White - Pine Int
Ogee Interior Glazing Profile
Standard Bottom Rail
White Weather Strip
White Folding Handle
White Multi - Point Lock
Stainless Steel Hardware
Extruded Aluminum Screen
White Surround
Bright View Mesh
***Screen/Combo Ship Loose
6 9/16" Jambs
Nailing Fin
***Note: Unit Availability and Price is Subject to Change

Line #19	Mark Unit: R-T	Net Price:		1,704.24
Qty: 1		Ext. Net Price:	USD	1,704.24



As Viewed From The Exterior

CN 3660
RO 37" X 59 5/8"
Egress Information


Stone White Clad Exterior
Painted Interior Finish - White - Pine Interior
Ultimate Casement - Left Hand
CN 3660
Rough Opening 37" X 59 5/8"
Frame Size 36" X 59 1/8"
Stone White Clad Sash Exterior
Painted Interior Finish - White - Pine Sash Interior
IG - 3/4" - 1 Lite
Tempered Low E2 w/Argon
Black Perimeter Bar
Ogee Interior Glazing Profile
Standard Bottom Rail
White Weather Strip
White Folding Handle
White Multi - Point Lock
Stainless Steel Hardware
Extruded Aluminum Screen
White Surround
Bright View Mesh
***Screen/Combo Ship Loose
6 9/16" Jambs

Width: 28 57/64" Height: 54 1/64"
Net Clear Opening: 10.84 SqFt

Nailing Fin
***Note: Unit Availability and Price is Subject to Change

Line #20	Mark Unit: S	Net Price:		4,160.03
Qty: 2		Ext. Net Price:	USD	8,320.06

MARVIN 



As Viewed From The Exterior

RO 109" X 55 5/8"

Egress Information A1, A3

Width: 18 57/64" Height: 50 1/64"

Net Clear Opening: 6.56 SqFt

Egress Information A2

No Egress Information available.

Stone White Clad Exterior
Painted Interior Finish - White - Pine Interior
3W1H - Rectangle Assembly
Assembly Rough Opening
109" X 55 5/8"

Unit: A1

Ultimate Casement - Left Hand
CN 2656
Rough Opening 27" X 55 5/8"
Frame Size 26" X 55 1/8"
Stone White Clad Sash Exterior
Painted Interior Finish - White - Pine Sash Interior
IG - 3/4"
Low E2 w/Argon
Black Perimeter and Spacer Bar
7/8" SDL - With Spacer Bar - Black
Rectangular - Special Cut 2W3H
Stone White Clad Ext - Painted Interior Finish - White - Pine Int
Ogee Interior Glazing Profile
Standard Bottom Rail
White Weather Strip
White Folding Handle
White Multi - Point Lock
Stainless Steel Hardware
Extruded Aluminum Screen
White Surround
Bright View Mesh
***Screen/Combo Ship Loose

Unit: A2


Ultimate Casement Picture
CN 5656
Rough Opening 57" X 55 5/8"
Frame Size 56" X 55 1/8"
Stone White Clad Sash Exterior
Painted Interior Finish - White - Pine Sash Interior
IG - 3/4" - 1 Lite
Low E2 w/Argon
Black Perimeter Bar
Ogee Interior Glazing Profile
Standard Bottom Rail
White Weather Strip
Solid Wood Covers

Unit: A3

Ultimate Casement - Right Hand
CN 2656
Rough Opening 27" X 55 5/8"
Frame Size 26" X 55 1/8"
Stone White Clad Sash Exterior
Painted Interior Finish - White - Pine Sash Interior
IG - 3/4"
Low E2 w/Argon
Black Perimeter and Spacer Bar
7/8" SDL - With Spacer Bar - Black
Rectangular - Special Cut 2W3H
Stone White Clad Ext - Painted Interior Finish - White - Pine Int
Ogee Interior Glazing Profile
Standard Bottom Rail

White Weather Strip
White Folding Handle
White Multi - Point Lock
Stainless Steel Hardware
Extruded Aluminum Screen
White Surround
Bright View Mesh
***Screen/Combo Ship Loose
Standard Mull Charge
6 9/16" Jambs
Nailing Fin
***Note: This configuration meets a minimum structural performance of DP 20 through either physical testing or calculations in accordance with AAMA 450 and building code requirements. Mull certification ratings may vary from individual unit certification ratings. Reference the mulling chapter of the ADM for additional information.
***Note: Unit Availability and Price is Subject to Change

Line #21	Mark Unit: T	Net Price:		1,147.09
Qty: 4		Ext. Net Price:	USD	4,588.36



As Viewed From The Exterior

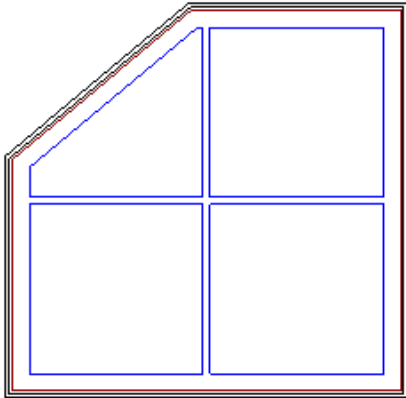
CN 4848
RO 49" X 47 5/8"
Egress Information
No Egress Information available.

Stone White Clad Exterior
Painted Interior Finish - White - Pine Interior
Ultimate Casement Picture
CN 4848
Rough Opening 49" X 47 5/8"
Frame Size 48" X 47 1/8"
Stone White Clad Sash Exterior
Painted Interior Finish - White - Pine Sash Interior
IG - 3/4"
Low E2 w/Argon
Black Perimeter and Spacer Bar
7/8" SDL - With Spacer Bar - Black
Rectangular - Special Cut 2W2H
Stone White Clad Ext - Painted Interior Finish - White - Pine Int
Ogee Interior Glazing Profile
Standard Bottom Rail
White Weather Strip
Solid Wood Covers
6 9/16" Jambs
Nailing Fin
***Note: Unit Availability and Price is Subject to Change

Line #22	Mark Unit: T1	Net Price:		2,541.46
Qty: 1		Ext. Net Price:	USD	2,541.46



Stone White Clad Exterior
Painted Interior Finish - White - Pine Interior
Ultimate Casement Stationary Polygon -
P5-13
Frame Size 48" X 47 1/8"
S1 Frame Size 28 7/8"
S2 Frame Size 26 1/8"
Rough Opening 49" X 47 5/8"
S1 Rough Opening 29 7/64"
S2 Rough Opening 26 13/16"
Stone White Clad Sash Exterior
Painted Interior Finish - White - Pine Sash Interior
IG - 3/4"
Low E2 w/Argon
Black Perimeter and Spacer Bar
7/8" SDL - With Spacer Bar - Black



As Viewed From The Exterior

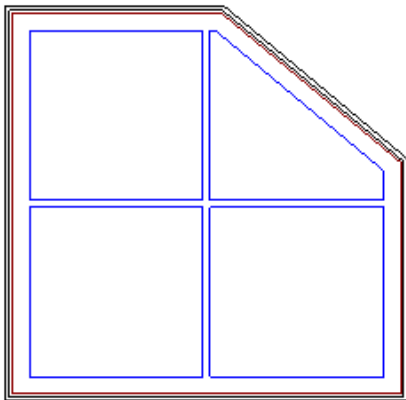
RO 49" X 47 5/8"

Egress Information

No Egress Information available.

Rectangular - Special Cut 2W2H
4 Rect Lites
Stone White Clad Ext - Painted Interior Finish - White - Pine Int
Ogee Interior Glazing Profile
Standard Bottom Rail
White Weather Strip
Solid Wood Covers
6 9/16" Jambs
Nailing Fin
***Note: Unit Availability and Price is Subject to Change

Line #23	Mark Unit: T2	Net Price:		2,541.46
Qty: 1		Ext. Net Price:	USD	2,541.46



As Viewed From The Exterior

RO 49" X 47 5/8"

Egress Information


No Egress Information available.

Stone White Clad Exterior
Painted Interior Finish - White - Pine Interior
Ultimate Casement Stationary Polygon -
P5-14
Frame Size 48" X 47 1/8"
S1 Frame Size 28 7/8"
S2 Frame Size 26 1/8"
Rough Opening 49" X 47 5/8"
S1 Rough Opening 29 7/64"
S2 Rough Opening 26 13/16"
Stone White Clad Sash Exterior
Painted Interior Finish - White - Pine Sash Interior
IG - 3/4"
Low E2 w/Argon
Black Perimeter and Spacer Bar
7/8" SDL - With Spacer Bar - Black
Rectangular - Special Cut 2W2H
4 Rect Lites
Stone White Clad Ext - Painted Interior Finish - White - Pine Int
Ogee Interior Glazing Profile
Standard Bottom Rail
White Weather Strip
Solid Wood Covers
6 9/16" Jambs
Nailing Fin
***Note: Unit Availability and Price is Subject to Change

Line #24	Mark Unit: U	Net Price:		1,086.75
Qty: 2		Ext. Net Price:	USD	2,173.50



Stone White Clad Exterior
Painted Interior Finish - White - Pine Interior
Ultimate Casement Picture
CN 4854
Rough Opening 49" X 53 5/8"
Frame Size 48" X 53 1/8"
Stone White Clad Sash Exterior
Painted Interior Finish - White - Pine Sash Interior
IG - 3/4" - 1 Lite
Low E2 w/Argon

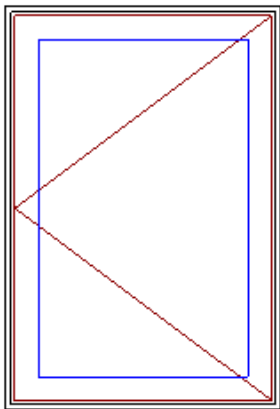


As Viewed From The Exterior

CN 4854
RO 49" X 53 5/8"
Egress Information
No Egress Information available.

Black Perimeter Bar
Ogee Interior Glazing Profile
Standard Bottom Rail
White Weather Strip
Solid Wood Covers
6 9/16" Jambs
Nailing Fin
***Note: Unit Availability and Price is Subject to Change

Line #25	Mark Unit: V	Net Price:		1,095.69
Qty: 15		Ext. Net Price:	USD	16,435.35



As Viewed From The Exterior

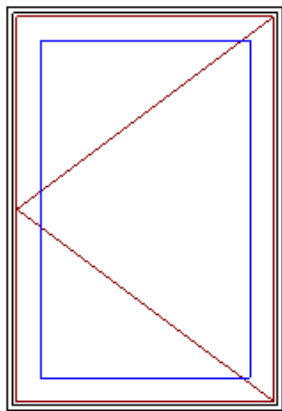
CN 2436
RO 25" X 35 5/8"
Egress Information
Width: 16 57/64" Height: 30 1/64"
Net Clear Opening: 3.52 SqFt

Stone White Clad Exterior
Painted Interior Finish - White - Pine Interior
Ultimate Casement - Left Hand
CN 2436
Rough Opening 25" X 35 5/8"
Frame Size 24" X 35 1/8"
Stone White Clad Sash Exterior
Painted Interior Finish - White - Pine Sash Interior
IG - 3/4" - 1 Lite
Low E2 w/Argon
Black Perimeter Bar
Ogee Interior Glazing Profile
Standard Bottom Rail
White Weather Strip
White Folding Handle
White Multi - Point Lock
Stainless Steel Hardware
Extruded Aluminum Screen
White Surround
Bright View Mesh
***Screen/Combo Ship Loose
6 9/16" Jambs
Nailing Fin
***Note: Unit Availability and Price is Subject to Change

Line #26	Mark Unit: V-T	Net Price:		1,228.27
Qty: 1		Ext. Net Price:	USD	1,228.27



Stone White Clad Exterior
Painted Interior Finish - White - Pine Interior
Ultimate Casement - Left Hand
CN 2436
Rough Opening 25" X 35 5/8"
Frame Size 24" X 35 1/8"
Stone White Clad Sash Exterior
Painted Interior Finish - White - Pine Sash Interior
IG - 3/4" - 1 Lite
Tempered Low E2 w/Argon

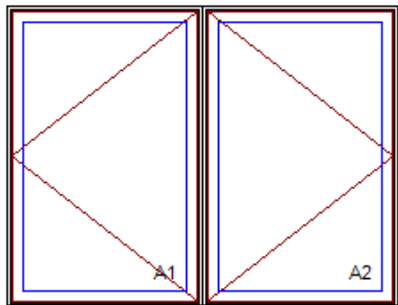


As Viewed From The Exterior

CN 2436
RO 25" X 35 5/8"
Egress Information
Width: 16 57/64" Height: 30 1/64"
Net Clear Opening: 3.52 SqFt

- Black Perimeter Bar
- Ogee Interior Glazing Profile
- Standard Bottom Rail
- White Weather Strip
- White Folding Handle
- White Multi - Point Lock
- Stainless Steel Hardware
- Extruded Aluminum Screen
- White Surround
- Bright View Mesh
- ***Screen/Combo Ship Loose
- 6 9/16" Jambs
- Nailing Fin
- ***Note: Unit Availability and Price is Subject to Change

Line #27	Mark Unit: Y-ASSUMED	Net Price:		2,652.44
Qty: 1		Ext. Net Price:	USD	2,652.44



As Viewed From The Exterior

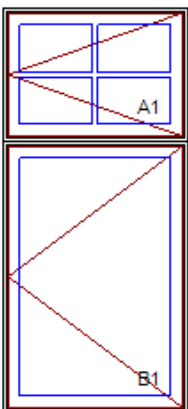
RO 73" X 55 5/8"
Egress Information A1, A2
Width: 28 57/64" Height: 50 1/64"
Net Clear Opening: 10.03 SqFt

- Stone White Clad Exterior
- Painted Interior Finish - White - Pine Interior
- 2W1H - Rectangle Assembly
- Assembly Rough Opening
- 73" X 55 5/8"
- Unit: A1
 - Ultimate Casement - Left Hand
 - CN 3656
 - Rough Opening 37" X 55 5/8"
 - Frame Size 36" X 55 1/8"
 - Stone White Clad Sash Exterior
 - Painted Interior Finish - White - Pine Sash Interior
 - IG - 3/4" - 1 Lite
 - Low E2 w/Argon
 - Black Perimeter Bar
 - Ogee Interior Glazing Profile
 - Standard Bottom Rail
 - White Weather Strip
 - White Folding Handle
 - White Multi - Point Lock
 - Stainless Steel Hardware
 - Extruded Aluminum Screen
 - White Surround
 - Bright View Mesh
 - ***Screen/Combo Ship Loose
- Unit: A2
 - Ultimate Casement - Right Hand
 - CN 3656
 - Rough Opening 37" X 55 5/8"
 - Frame Size 36" X 55 1/8"
 - Stone White Clad Sash Exterior
 - Painted Interior Finish - White - Pine Sash Interior
 - IG - 3/4" - 1 Lite
 - Low E2 w/Argon
 - Black Perimeter Bar
 - Ogee Interior Glazing Profile
 - Standard Bottom Rail
 - White Weather Strip

White Folding Handle
White Multi - Point Lock
Stainless Steel Hardware
Extruded Aluminum Screen
White Surround
Bright View Mesh
***Screen/Combo Ship Loose
Standard Mull Charge
6 9/16" Jambs
Nailing Fin
***Note: This configuration meets a minimum structural performance of DP 20 through either physical testing or calculations in accordance with AAMA 450 and building code requirements. Mull certification ratings may vary from individual unit certification ratings. Reference the mulling chapter of the ADM for additional information.
***Note: Unit Availability and Price is Subject to Change

Line #28	Mark Unit: Z-ASSUMED	Net Price:		2,484.84
Qty: 1		Ext. Net Price:	USD	2,484.84

MARVIN 



As Viewed From The Exterior

RO 33" X 70 3/4"

Egress Information A1

Width: 24 57/64" Height: 18 1/64"

Net Clear Opening: 3.11 SqFt

Egress Information B1

Width: 24 57/64" Height: 42 1/64"

Net Clear Opening: 7.26 SqFt

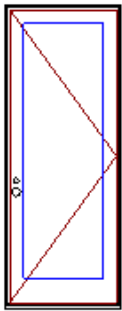
Stone White Clad Exterior
Painted Interior Finish - White - Pine Interior
1W2H - Rectangle Assembly
Assembly Rough Opening
33" X 70 3/4"
Unit: A1
Ultimate Casement - Left Hand
CN 3224
Rough Opening 33" X 23 5/8"
Frame Size 32" X 23 1/8"
Stone White Clad Sash Exterior
Painted Interior Finish - White - Pine Sash Interior
IG - 3/4"
Low E2 w/Argon
Black Perimeter and Spacer Bar
7/8" SDL - With Spacer Bar - Black
Rectangular - Special Cut 2W2H
Stone White Clad Ext - Painted Interior Finish - White - Pine Int
Ogee Interior Glazing Profile
Standard Bottom Rail
White Weather Strip
White Folding Handle
White Multi - Point Lock
Stainless Steel Hardware
Extruded Aluminum Screen
White Surround
Bright View Mesh
***Screen/Combo Ship Loose

Unit: B1
Ultimate Casement - Left Hand
CN 3248
Rough Opening 33" X 47 5/8"
Frame Size 32" X 47 1/8"
Stone White Clad Sash Exterior
Painted Interior Finish - White - Pine Sash Interior
IG - 3/4" - 1 Lite
Low E2 w/Argon
Black Perimeter Bar
Ogee Interior Glazing Profile
Standard Bottom Rail
White Weather Strip
White Folding Handle
White Multi - Point Lock
Stainless Steel Hardware

Extruded Aluminum Screen
White Surround
Bright View Mesh
***Screen/Combo Ship Loose
Standard Mull Charge
6 9/16" Jamb
Nailing Fin
***Note: This configuration meets a minimum structural performance of DP 20 through either physical testing or calculations in accordance with AAMA 450 and building code requirements. Mull certification ratings may vary from individual unit certification ratings. Reference the mulling chapter of the ADM for additional information.
***Note: Unit Availability and Price is Subject to Change

Line #29	Mark Unit: DR2	Net Price:		3,628.21
Qty: 1		Ext. Net Price:	USD	3,628.21

MARVIN 



Active

As Viewed From The Exterior

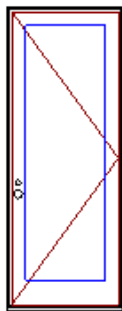
CN 3080
RO 38 7/16" X 98 1/2"
Egress Information
Width: 32 1/16" Height: 94 11/32"
Net Clear Opening: 21.01 SqFt

Stone White Clad Exterior
Painted Interior Finish - White - Pine Interior
Ultimate Inswing French Door G2 6 9/16" - X Right Hand
CN 3080
Rough Opening 38 7/16" X 98 1/2"
Stone White Clad Sash Exterior
Painted Interior Finish - White - Pine Sash Interior
IG - 1 Lite
Tempered Low E2 w/Argon
Black Perimeter Bar
Ogee Interior Glazing Profile
Traditional Lever(s)
Multi-Point Lock on Active Panel
Oil Rubbed Bronze PVD Active Exterior Handle Set on Active Panel Keyed
Oil Rubbed Bronze PVD Active Interior Handle Set on Active Panel
Keyed Alike - Keyed Alike Group 1
Oil Rubbed Bronze PVD Adjustable Hinges 3 Per Panel-
Bronze Ultrex Sill
Black Weather Strip
6 9/16" Jamb
Thru Jamb Installation w/ Nailing Fin
Skid Plate Applied
***Note: Unit Availability and Price is Subject to Change

Line #30	Mark Unit: DR3	Net Price:		3,628.21
Qty: 1		Ext. Net Price:	USD	3,628.21

MARVIN 

Stone White Clad Exterior
Painted Interior Finish - White - Pine Interior
Ultimate Inswing French Door G2 6 9/16" - X Right Hand
CN 3080
Rough Opening 38 7/16" X 98 1/2"
Stone White Clad Sash Exterior
Painted Interior Finish - White - Pine Sash Interior
IG - 1 Lite
Tempered Low E2 w/Argon
Black Perimeter Bar
Ogee Interior Glazing Profile
Traditional Lever(s)
Multi-Point Lock on Active Panel
Oil Rubbed Bronze PVD Active Exterior Handle Set on Active Panel Keyed
Oil Rubbed Bronze PVD Active Interior Handle Set on Active Panel
Keyed Alike - Keyed Alike Group 1
Oil Rubbed Bronze PVD Adjustable Hinges 3 Per Panel-
Bronze Ultrex Sill



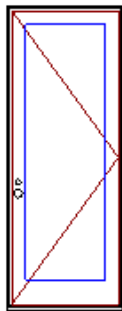
Active

As Viewed From The Exterior

CN 3080
RO 38 7/16" X 98 1/2"
Egress Information
Width: 32 1/16" Height: 94 11/32"
Net Clear Opening: 21.01 SqFt

Black Weather Strip
6 9/16" Jambs
Thru Jamb Installation w/ Nailing Fin
Skid Plate Applied
***Note: Unit Availability and Price is Subject to Change

Line #31	Mark Unit: DR4	Net Price:		3,628.21
Qty: 1		Ext. Net Price:	USD	3,628.21



Active

As Viewed From The Exterior

CN 3080
RO 38 7/16" X 98 1/2"
Egress Information
Width: 32 1/16" Height: 94 11/32"
Net Clear Opening: 21.01 SqFt

Stone White Clad Exterior
Painted Interior Finish - White - Pine Interior
Ultimate Inswing French Door G2 6 9/16" - X Right Hand
CN 3080
Rough Opening 38 7/16" X 98 1/2"
Stone White Clad Sash Exterior
Painted Interior Finish - White - Pine Sash Interior
IG - 1 Lite
Tempered Low E2 w/Argon
Black Perimeter Bar
Ogee Interior Glazing Profile
Traditional Lever(s)
Multi-Point Lock on Active Panel
Oil Rubbed Bronze PVD Active Exterior Handle Set on Active Panel Keyed
Oil Rubbed Bronze PVD Active Interior Handle Set on Active Panel
Keyed Alike - Keyed Alike Group 1
Oil Rubbed Bronze PVD Adjustable Hinges 3 Per Panel-
Bronze Ultrex Sill
Black Weather Strip
6 9/16" Jambs
Thru Jamb Installation w/ Nailing Fin
Skid Plate Applied
***Note: Unit Availability and Price is Subject to Change

Project Subtotal Net Price: USD	151,974.96
0.000% Sales Tax: USD	9,118.50
Project Total Net Price: USD	161,093.46

TERMS AND CONDITIONS

- All Marvin Pricing Valid For 30 Days.
- All orders require 50% Deposit at time of order placement / Shop drawing approval.
- All Pricing is for material only unless otherwise stated.
- While we have done our best to quote this project accurately, it is your responsibility to determine that we have quoted what you and your customer want including suitability, Local Code Compliance, and fitness for purpose.
- Review this order carefully. Marvin product is made to order and is not returnable. We cannot accept changes/cancellations after your order has been signed off on and released into production.

We cannot release and order unless this sheet is signed, dated and returned to the sender via e-mail or post

- A 3% Convenience Fee will be added for all Credit Card Payments.

PURCHASE APPROVAL/SIGN OFF

Project Subtotal Net Price: USD 151,974.96
0.000% Sales Tax: USD 9,118.50
Project Total Net Price: USD 161,093.46

I have reviewed all line item quotes in detail and agree that the product specifications and pricing are accurate, and I approve the project for order. I acknowledge that additional charges, tax or Terms and Conditions may apply.

Buyer: _____ Date: _____

• Installation Option - \$ 13,410.00

- INSTALLATION OF WINDOW AND DOOR UNITS **AS LISTED IN QUOTE ABOVE**; ALL UNITS SHALL BE INSTALLED AS PER MANUFACTURERS WRITTEN INSTRUCTIONS AND BY FACTORY TRAINED / INSTALLATION MASTERS CERTIFIED INSTALLERS, METHOD "A1" INSTALLATION. ALL FLASHING MATERIALS INCLUDED COMPLY WITH ASTM E2112-01, SECTION 5.13. (6" BUTYL FLASHING TAPE & FLEX TAPE SILLS, CAULK, LOW EXPANSION FOAM, SHIMS & FASTENERS).
- ANY ALTERATION TO OPENINGS NEEDED TO ALLOW FOR PROPER INSTALLATION OF WINDOW/DOOR PRODUCTS WILL BE HANDLED ON A TIME AND MATERIALS BASIS WITH PRIOR APPROVAL FROM GC.
- INSTALLERS SHALL CLEAN UP AND DISPOSE OF INSTALLATION RELATED DEBRIS (GC PROVIDED DUMPSTER).

Buyer: _____ Date: _____