

ACKAWAY-REX

1424 SEA BREEZE TRAIL

Quote #: NY45ZLY

A Proposal for Window and Door Products prepared for:

Shipping Address:

ERVIN ARCHITECTURAL PRODUCTS
1255 CAROLINA RD
SUFFOLK, VA 23434-8729

Project Description:

*PRE-BID PLANS DATED 02/01/2023.
USED STD SIZES; DG SIZED TO MATCH.
PLEASE VERIFY JAMB DEPTHS ESP. 8" WALLS.*

Featuring products from:



ERVIN ARCHITECTURAL PRODUCTS
PO BOX 2715
VIRGINIA BEACH, VA 23450-2715
Phone: (757) 427-2929

This report was generated on 2/6/2023 3:18:23 PM
using the Marvin Order Management System,
version 0004.00.00 (Current). Price in USD. Unit
availability and price are subject to change. Dealer
terms and conditions may apply.

UNIT SUMMARY

The following is a schedule of the windows and doors for this project. For additional unit details, please see Line Item Quotes.

Additional charges, tax or Terms and Conditions may apply. Detail pricing is per unit.

NUMBER OF LINES: 46	TOTAL UNIT QTY: 81	EXT NET PRICE: USD	104,034.78
---------------------	--------------------	--------------------	------------

LINE	MARK UNIT	PRODUCT LINE	ITEM	NET PRICE	QTY	EXTENDED NET PRICE
1	A	Elevate	Casement CN 3771 RO 37" X 71 5/8"	1,237.13	8	9,897.04
2	A1	Elevate	Casement CN 3771 RO 37" X 71 5/8"	1,237.13	7	8,659.91
3	A2	Elevate	Casement CN 3771 RO 37" X 71 5/8"	1,038.68	1	1,038.68
4	AA	Elevate	Casement CN 3771 RO 37" X 71 5/8"	1,159.67	2	2,319.34
5	AA1	Elevate	Casement CN 3771 RO 37" X 71 5/8"	1,159.67	2	2,319.34
6	B	Elevate	Casement CN 3347 RO 33" X 47 5/8"	950.16	1	950.16
7	B1	Elevate	Casement CN 3347 RO 33" X 47 5/8"	950.16	1	950.16
8	B-T	Elevate	Casement CN 3347 RO 33" X 47 5/8"	1,110.98	1	1,110.98
9	B1-T	Elevate	Casement CN 3347 RO 33" X 47 5/8"	1,110.98	1	1,110.98
10	C	Elevate	Elevate Assembly RO 37" X 90 3/4"	1,745.41	1	1,745.41
11	C1	Elevate	Elevate Assembly RO 37" X 90 3/4"	1,745.41	1	1,745.41
12	D	Elevate	Casement CN 2547 RO 25" X 47 5/8"	788.60	1	788.60
13	DT	Elevate	Casement CN 2547 RO 25" X 47 5/8"	961.96	1	961.96
14	E(A1)	Elevate	Casement Transom CN 2916 RO 29" X 16 1/4"	562.86	3	1,688.58
15	E(B1)	Elevate	Casement CN 2971 RO 29" X 71 5/8"	1,215.73	1	1,215.73
16	E2(B1)	Elevate	Casement CN 2971 RO 29" X 71 5/8"	1,023.19	2	2,046.38
17	F(A1)	Elevate	Casement Transom CN 4916 RO 49" X 16 1/4"	801.14	2	1,602.28

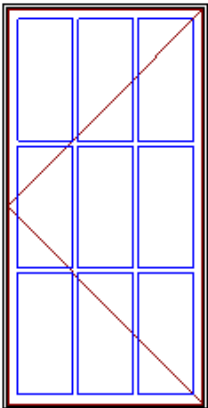
18	F(B1)	Elevate	Casement Picture CN 4971 RO 49" X 71 5/8"	1,304.25	4	5,217.00
19	G(A1)	Elevate	Casement Transom CN 7316 RO 73" X 16 1/4"	958.27	1	958.27
20	G(B1)	Elevate	Direct Glaze Rectangle RO 73" X 71 5/8"	2,534.73	2	5,069.46
21	H(A1)	Elevate	Casement Transom CN 3316 RO 33" X 16 1/4"	570.97	2	1,141.94
22	H(B1)	Elevate	Casement CN 3371 RO 33" X 71 5/8"	1,227.53	1	1,227.53
23	H1(B1)	Elevate	Casement CN 3371 RO 33" X 71 5/8"	1,227.53	1	1,227.53
24	J	Elevate	Casement CN 2955 RO 29" X 55 5/8"	937.62	1	937.62
25	J1	Elevate	Casement CN 2955 RO 29" X 55 5/8"	937.62	1	937.62
26	J2	Elevate	Casement CN 2955 RO 29" X 55 5/8"	748.03	1	748.03
27	K2	Elevate	Casement CN 2571 RO 25" X 71 5/8"	1,013.60	2	2,027.20
28	L	Elevate	Casement CN 2559 RO 25" X 59 5/8"	919.92	1	919.92
29	L1	Elevate	Casement CN 2559 RO 25" X 59 5/8"	919.92	2	1,839.84
30	M-T	Elevate	Casement Picture CN 4955 RO 49" X 55 5/8"	1,005.48	1	1,005.48
31	N	Elevate	Casement Picture CN 3723 RO 37" X 23 5/8"	559.17	1	559.17
32	P	Elevate	Casement CN 3347 RO 33" X 47 5/8"	1,027.62	1	1,027.62
33	P1	Elevate	Casement CN 3347 RO 33" X 47 5/8"	1,027.62	1	1,027.62
34	Q2	Elevate	Casement CN 2955 RO 29" X 55 5/8"	825.49	1	825.49
35	R2	Elevate	Casement CN 2947 RO 29" X 47 5/8"	788.60	1	788.60
36	S	Elevate	Casement Picture CN 2523 RO 25" X 23 5/8"	469.18	2	938.36
37	T	Elevate	Casement Picture CN 2535 RO 25" X 35 5/8"	565.81	4	2,263.24
38	U	Elevate	Casement Picture CN 2135	518.60	1	518.60

			RO 21" X 35 5/8"			
39	V	Elevate	Elevate Assembly RO 31" X 72 3/4"	1,611.14	3	4,833.42
40	W	Elevate	Casement CN 2959 RO 29" X 59 5/8"	907.37	3	2,722.11
41	X	Elevate	Casement CN 2539 RO 25" X 39 5/8"	564.34	1	564.34
42	Y	Ultimate	Direct Glaze Round Top RO 41 1/32" X 16"	2,637.54	2	5,275.08
43	DR2	Elevate	Sliding French Door CN 6080 RO 72" X 96"	4,924.89	1	4,924.89
44	DR4	Elevate	Outswing French Door CN 6080 RO 72" X 96"	4,908.66	1	4,908.66
45	DR4 TSM	Elevate	Direct Glaze Rectangle RO 72" X 16 1/4"	834.34	1	834.34
46	DR10	Elevate	Sliding French Door CN 12080 RO 142" X 96"	8,614.86	1	8,614.86

LINE ITEM QUOTES

The following is a schedule of the windows and doors for this project. For additional unit details, please see Line Item Quotes. Additional charges, tax or Terms and Conditions may apply. Detail pricing is per unit.

Line #1	Mark Unit: A	Net Price:		1,237.13
Qty: 8		Ext. Net Price:	USD	9,897.04



As Viewed From The Exterior

CN 3771

RO 37" X 71 5/8"

Egress Information

Width: 27 15/64" Height: 66 23/32"

Net Clear Opening: 12.62 SqFt

Stone White Exterior
White Interior
Elevate Casement - Left Hand
CN 3771
Rough Opening 37" X 71 5/8"
Stone White Exterior
White Interior
IG
Tempered Low E2 w/Argon
Stainless Perimeter and Spacer Bar
7/8" SDL - With Spacer Bar - Stainless
Rectangular - Special Cut 3W3H
Stone White Ext - White Int
White Folding Handle with Coastal Hardware
Interior Aluminum Screen
Bright View Mesh
White Surround
***Screen/Combo Ship Loose

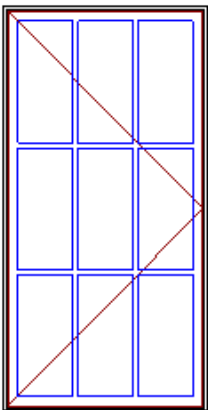
4 9/16" Jambs

Nailing Fin

***Note: Divided lite cut alignment may not be accurately represented in the OMS drawing. Please consult your local representative for exact specifications.

***Note: Unit Availability and Price is Subject to Change

Line #2	Mark Unit: A1	Net Price:		1,237.13
Qty: 7		Ext. Net Price:	USD	8,659.91



As Viewed From The Exterior

CN 3771

RO 37" X 71 5/8"

Egress Information

Width: 27 15/64" Height: 66 23/32"

Net Clear Opening: 12.62 SqFt

Stone White Exterior
White Interior
Elevate Casement - Right Hand
CN 3771
Rough Opening 37" X 71 5/8"
Stone White Exterior
White Interior
IG
Tempered Low E2 w/Argon
Stainless Perimeter and Spacer Bar
7/8" SDL - With Spacer Bar - Stainless
Rectangular - Special Cut 3W3H
Stone White Ext - White Int
White Folding Handle with Coastal Hardware
Interior Aluminum Screen
Bright View Mesh
White Surround
***Screen/Combo Ship Loose


4 9/16" Jambs

Nailing Fin

***Note: Divided lite cut alignment may not be accurately represented in the OMS drawing. Please consult your local representative for exact specifications.

***Note: Unit Availability and Price is Subject to Change

Line #3	Mark Unit: A2	Net Price:		1,038.68
Qty: 1		Ext. Net Price:	USD	1,038.68

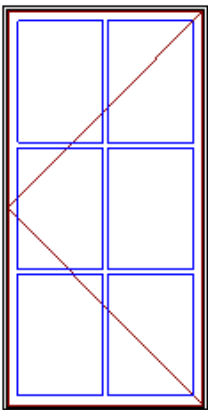


As Viewed From The Exterior

CN 3771
RO 37" X 71 5/8"
Egress Information
No Egress Information available.

Stone White Exterior
White Interior
Elevate Casement - Stationary
CN 3771
Rough Opening 37" X 71 5/8"
Stone White Exterior
White Interior
IG
Tempered Low E2 w/Argon
Stainless Perimeter and Spacer Bar
7/8" SDL - With Spacer Bar - Stainless
Rectangular - Special Cut 3W3H
Stone White Ext - White Int
4 9/16" Jambs
Nailing Fin
***Note: Divided lite cut alignment may not be accurately represented in the OMS drawing. Please consult your local representative for exact specifications.
***Note: Unit Availability and Price is Subject to Change

Line #4	Mark Unit: AA	Net Price:		1,159.67
Qty: 2		Ext. Net Price:	USD	2,319.34

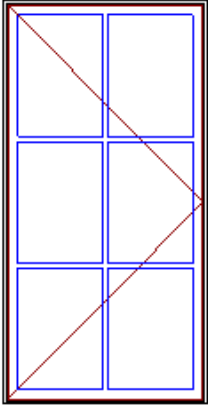


As Viewed From The Exterior

CN 3771
RO 37" X 71 5/8"
Egress Information
Width: 27 15/64" Height: 66 23/32"
Net Clear Opening: 12.62 SqFt

Stone White Exterior
White Interior
Elevate Casement - Left Hand
CN 3771
Rough Opening 37" X 71 5/8"
Stone White Exterior
White Interior
IG
Tempered Low E2 w/Argon
Stainless Perimeter and Spacer Bar
7/8" SDL - With Spacer Bar - Stainless
Rectangular - Special Cut 2W3H
Stone White Ext - White Int
White Folding Handle with Coastal Hardware
Interior Aluminum Screen
Bright View Mesh
White Surround
***Screen/Combo Ship Loose
4 9/16" Jambs
Nailing Fin
***Note: Divided lite cut alignment may not be accurately represented in the OMS drawing. Please consult your local representative for exact specifications.
***Note: Unit Availability and Price is Subject to Change

Line #5	Mark Unit: AA1	Net Price:		1,159.67
Qty: 2		Ext. Net Price:	USD	2,319.34



As Viewed From The Exterior

CN 3771

RO 37" X 71 5/8"

Egress Information

Width: 27 15/64" Height: 66 23/32"

Net Clear Opening: 12.62 SqFt

Stone White Exterior
White Interior
Elevate Casement - Right Hand
CN 3771
Rough Opening 37" X 71 5/8"
Stone White Exterior
White Interior
IG
Tempered Low E2 w/Argon
Stainless Perimeter and Spacer Bar
7/8" SDL - With Spacer Bar - Stainless
Rectangular - Special Cut 2W3H
Stone White Ext - White Int
White Folding Handle with Coastal Hardware
Interior Aluminum Screen
Bright View Mesh
White Surround
***Screen/Combo Ship Loose

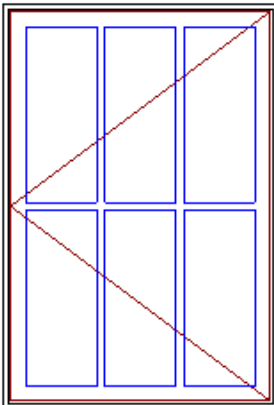
4 9/16" Jambs

Nailing Fin

***Note: Divided lite cut alignment may not be accurately represented in the OMS drawing. Please consult your local representative for exact specifications.

***Note: Unit Availability and Price is Subject to Change

Line #6	Mark Unit: B	Net Price:		950.16
Qty: 1		Ext. Net Price:	USD	950.16



As Viewed From The Exterior

CN 3347

RO 33" X 47 5/8"

Egress Information

Width: 23 15/64" Height: 42 23/32"

Net Clear Opening: 6.90 SqFt

Stone White Exterior
White Interior
Elevate Casement - Left Hand
CN 3347
Rough Opening 33" X 47 5/8"
Stone White Exterior
White Interior
IG
Low E2 w/Argon
Stainless Perimeter and Spacer Bar
7/8" SDL - With Spacer Bar - Stainless
Rectangular - Special Cut 3W2H
Stone White Ext - White Int
White Folding Handle with Coastal Hardware
Interior Aluminum Screen
Bright View Mesh
White Surround
***Screen/Combo Ship Loose

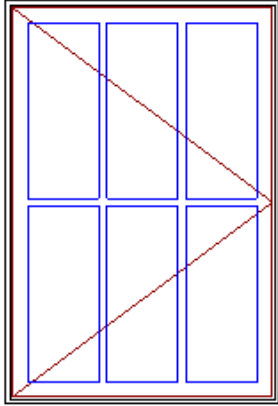
4 9/16" Jambs

Nailing Fin

***Note: Divided lite cut alignment may not be accurately represented in the OMS drawing. Please consult your local representative for exact specifications.

***Note: Unit Availability and Price is Subject to Change

Line #7	Mark Unit: B1	Net Price:	950.16
Qty: 1		Ext. Net Price: USD	950.16



As Viewed From The Exterior

CN 3347

RO 33" X 47 5/8"

Egress Information

Width: 23 15/64" Height: 42 23/32"

Net Clear Opening: 6.90 SqFt

Stone White Exterior
White Interior
Elevate Casement - Right Hand
CN 3347
Rough Opening 33" X 47 5/8"
Stone White Exterior
White Interior
IG
Low E2 w/Argon
Stainless Perimeter and Spacer Bar
7/8" SDL - With Spacer Bar - Stainless
Rectangular - Special Cut 3W2H
Stone White Ext - White Int
White Folding Handle with Coastal Hardware
Interior Aluminum Screen
Bright View Mesh
White Surround
***Screen/Combo Ship Loose

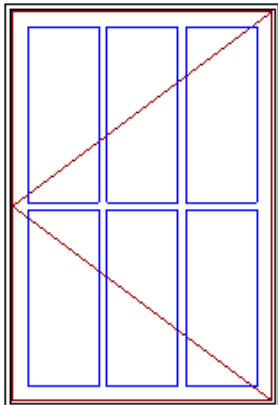
4 9/16" Jamb

Nailing Fin

***Note: Divided lite cut alignment may not be accurately represented in the OMS drawing. Please consult your local representative for exact specifications.

***Note: Unit Availability and Price is Subject to Change

Line #8	Mark Unit: B-T	Net Price:	1,110.98
Qty: 1		Ext. Net Price: USD	1,110.98



As Viewed From The Exterior

CN 3347

RO 33" X 47 5/8"

Egress Information

Width: 23 15/64" Height: 42 23/32"

Net Clear Opening: 6.90 SqFt

Stone White Exterior
White Interior
Elevate Casement - Left Hand
CN 3347
Rough Opening 33" X 47 5/8"
Stone White Exterior
White Interior
IG
Tempered Low E2 w/Argon
Stainless Perimeter and Spacer Bar
7/8" SDL - With Spacer Bar - Stainless
Rectangular - Special Cut 3W2H
Stone White Ext - White Int
White Folding Handle with Coastal Hardware
Interior Aluminum Screen
Bright View Mesh
White Surround
***Screen/Combo Ship Loose

4 9/16" Jamb

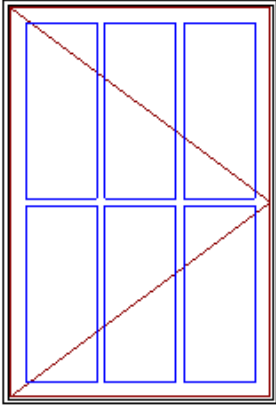
Nailing Fin

***Note: Divided lite cut alignment may not be accurately represented in the OMS drawing. Please consult your local representative for exact specifications.

***Note: Unit Availability and Price is Subject to Change

Line #9	Mark Unit: B1-T	Net Price:	1,110.98
Qty: 1		Ext. Net Price: USD	1,110.98

MARVIN 



As Viewed From The Exterior

CN 3347

RO 33" X 47 5/8"

Egress Information

Width: 23 15/64" Height: 42 23/32"

Net Clear Opening: 6.90 SqFt

Stone White Exterior
White Interior
Elevate Casement - Right Hand
CN 3347
Rough Opening 33" X 47 5/8"
Stone White Exterior
White Interior
IG
Tempered Low E2 w/Argon
Stainless Perimeter and Spacer Bar
7/8" SDL - With Spacer Bar - Stainless
Rectangular - Special Cut 3W2H
Stone White Ext - White Int
White Folding Handle with Coastal Hardware
Interior Aluminum Screen
Bright View Mesh
White Surround
***Screen/Combo Ship Loose

4 9/16" Jamb

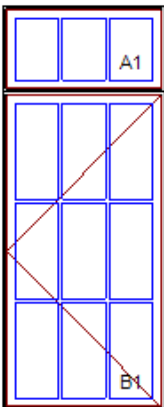
Nailing Fin

***Note: Divided lite cut alignment may not be accurately represented in the OMS drawing. Please consult your local representative for exact specifications.

***Note: Unit Availability and Price is Subject to Change

Line #10	Mark Unit: C	Net Price:	1,745.41
Qty: 1		Ext. Net Price: USD	1,745.41

MARVIN 



As Viewed From The Exterior

RO 37" X 90 3/4"

Egress Information A1

No Egress Information available.

Egress Information B1

Width: 27 15/64" Height: 66 23/32"

Net Clear Opening: 12.62 SqFt

Stone White Exterior
White Interior
1W2H - Rectangle Assembly
Assembly Rough Opening
37" X 90 3/4"

Unit: A1

Elevate Casement Transom

CN 3719

Rough Opening 37" X 19 5/8"

Stone White Exterior

White Interior

IG

Low E2 w/Argon

Stainless Perimeter and Spacer Bar

7/8" SDL - With Spacer Bar - Stainless

Rectangular - Special Cut 3W1H

Stone White Ext - White Int

Unit: B1

Elevate Casement - Left Hand

CN 3771

Rough Opening 37" X 71 5/8"

Stone White Exterior

White Interior

IG

Tempered Low E2 w/Argon

Stainless Perimeter and Spacer Bar

7/8" SDL - With Spacer Bar - Stainless

Rectangular - Special Cut 3W3H

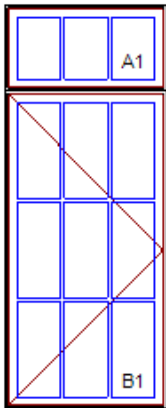
Stone White Ext - White Int

White Folding Handle with Coastal Hardware

Interior Aluminum Screen
Bright View Mesh
White Surround
***Screen/Combo Ship Loose
4 9/16" Jambs
Nailing Fin w/ Certification Brackets
***Note: This configuration is certified to AAMA 450.
***Note: Divided lite cut alignment may not be accurately represented in the
OMS drawing. Please consult your local representative for exact specifications.
***Note: Unit Availability and Price is Subject to Change

Line #11	Mark Unit: C1	Net Price:		1,745.41
Qty: 1		Ext. Net Price:	USD	1,745.41

MARVIN 



As Viewed From The Exterior

RO 37" X 90 3/4"

Egress Information A1

No Egress Information available.

Egress Information B1

Width: 27 15/64" Height: 66 23/32"

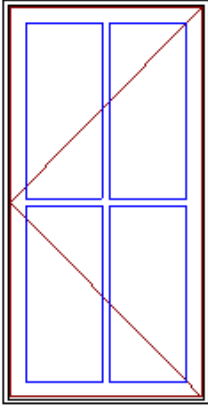
Net Clear Opening: 12.62 SqFt

Stone White Exterior
White Interior
1W2H - Rectangle Assembly
Assembly Rough Opening
37" X 90 3/4"

Unit: A1
Elevate Casement Transom
CN 3719
Rough Opening 37" X 19 5/8"
Stone White Exterior
White Interior
IG
Low E2 w/Argon
Stainless Perimeter and Spacer Bar
7/8" SDL - With Spacer Bar - Stainless
Rectangular - Special Cut 3W1H
Stone White Ext - White Int

Unit: B1
Elevate Casement - Right Hand
CN 3771
Rough Opening 37" X 71 5/8"
Stone White Exterior
White Interior
IG
Tempered Low E2 w/Argon
Stainless Perimeter and Spacer Bar
7/8" SDL - With Spacer Bar - Stainless
Rectangular - Special Cut 3W3H
Stone White Ext - White Int
White Folding Handle with Coastal Hardware
Interior Aluminum Screen
Bright View Mesh
White Surround
***Screen/Combo Ship Loose
4 9/16" Jambs
Nailing Fin w/ Certification Brackets
***Note: Divided lite cut alignment may not be accurately represented in the
OMS drawing. Please consult your local representative for exact specifications.
***Note: This configuration is certified to AAMA 450.
***Note: Unit Availability and Price is Subject to Change

Line #12	Mark Unit: D	Net Price:	788.60
Qty: 1		Ext. Net Price: USD	788.60



As Viewed From The Exterior

CN 2547

RO 25" X 47 5/8"

Egress Information

Width: 15 15/64" Height: 42 23/32"

Net Clear Opening: 4.52 SqFt

Stone White Exterior
White Interior
Elevate Casement - Left Hand
CN 2547
Rough Opening 25" X 47 5/8"
Stone White Exterior
White Interior
IG
Low E2 w/Argon
Stainless Perimeter and Spacer Bar
7/8" SDL - With Spacer Bar - Stainless
Rectangular - Special Cut 2W2H
Stone White Ext - White Int
White Folding Handle with Coastal Hardware
Interior Aluminum Screen
Bright View Mesh
White Surround
***Screen/Combo Ship Loose

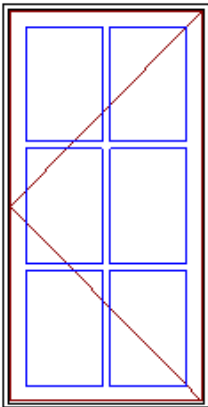
4 9/16" Jamb

Nailing Fin

***Note: Divided lite cut alignment may not be accurately represented in the OMS drawing. Please consult your local representative for exact specifications.

***Note: Unit Availability and Price is Subject to Change

Line #13	Mark Unit: DT	Net Price:	961.96
Qty: 1		Ext. Net Price: USD	961.96



As Viewed From The Exterior

CN 2547

RO 25" X 47 5/8"

Egress Information

Width: 15 15/64" Height: 42 23/32"

Net Clear Opening: 4.52 SqFt

Stone White Exterior
White Interior
Elevate Casement - Left Hand
CN 2547
Rough Opening 25" X 47 5/8"
Stone White Exterior
White Interior
IG
Tempered Low E2 w/Argon
Stainless Perimeter and Spacer Bar
7/8" SDL - With Spacer Bar - Stainless
Rectangular - Standard Cut 2W3H
Stone White Ext - White Int
White Folding Handle with Coastal Hardware
Interior Aluminum Screen
Bright View Mesh
White Surround
***Screen/Combo Ship Loose

4 9/16" Jamb

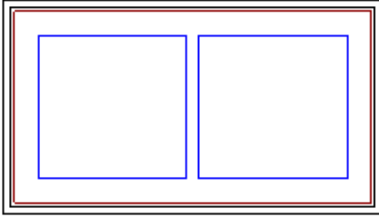
Nailing Fin

***Note: Divided lite cut alignment may not be accurately represented in the OMS drawing. Please consult your local representative for exact specifications.

***Note: Unit Availability and Price is Subject to Change

Line #14	Mark Unit: E(A1)	Net Price:		562.86
Qty: 3		Ext. Net Price:	USD	1,688.58

MARVIN 

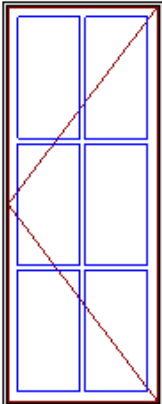


CN 2916
RO 29" X 16 1/4"
Egress Information
No Egress Information available.

Stone White Exterior
White Interior
Elevate Casement Transom
CN 2916
Rough Opening 29" X 16 1/4"
Stone White Exterior
White Interior
IG
Low E2 w/Argon
Stainless Perimeter and Spacer Bar
7/8" SDL - With Spacer Bar - Stainless
Rectangular - Standard Cut 2W1H
Stone White Ext - White Int
8 5/16" Jambs
Jamb Extension from 4 9/16" to 8 5/16"
Custom Jamb sizes will ship loose and will not ship on the product.
***Jamb Extension Ship Loose
Nailing Fin
***Note: Divided lite cut alignment may not be accurately represented in the OMS drawing. Please consult your local representative for exact specifications.
***Note: Unit Availability and Price is Subject to Change

Line #15	Mark Unit: E(B1)	Net Price:		1,215.73
Qty: 1		Ext. Net Price:	USD	1,215.73

MARVIN 




CN 2971
RO 29" X 71 5/8"
Egress Information
Width: 21 7/8" Height: 66 23/32"
Net Clear Opening: 10.14 SqFt

Stone White Exterior
White Interior
Elevate Casement - Left Hand
CN 2971
Rough Opening 29" X 71 5/8"
Stone White Exterior
White Interior
IG
Tempered Low E2 w/Argon
Stainless Perimeter and Spacer Bar
7/8" SDL - With Spacer Bar - Stainless
Rectangular - Special Cut 2W3H
Stone White Ext - White Int
White Folding Handle with Coastal Hardware
Interior Aluminum Screen
Bright View Mesh
White Surround
***Screen/Combo Ship Loose
8 5/16" Jambs
Jamb Extension from 4 9/16" to 8 5/16"
Custom Jamb sizes will ship loose and will not ship on the product.
***Jamb Extension Ship Loose
Nailing Fin
***Note: Divided lite cut alignment may not be accurately represented in the OMS drawing. Please consult your local representative for exact specifications.
***Note: Unit Availability and Price is Subject to Change

Line #16	Mark Unit: E2(B1)	Net Price:		1,023.19
Qty: 2		Ext. Net Price:	USD	2,046.38

MARVIN 



As Viewed From The Exterior

CN 2971

RO 29" X 71 5/8"

Egress Information

No Egress Information available.

Stone White Exterior
White Interior
Elevate Casement - Stationary
CN 2971
Rough Opening 29" X 71 5/8"
Stone White Exterior
White Interior
IG
Tempered Low E2 w/Argon
Stainless Perimeter and Spacer Bar
7/8" SDL - With Spacer Bar - Stainless
Rectangular - Special Cut 2W3H
Stone White Ext - White Int

8 5/16" Jambs

Jamb Extension from 4 9/16" to 8 5/16"

Custom Jamb sizes will ship loose and will not ship on the product.

***Jamb Extension Ship Loose

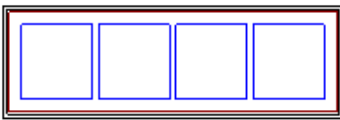
Nailing Fin

***Note: Divided lite cut alignment may not be accurately represented in the OMS drawing. Please consult your local representative for exact specifications.

***Note: Unit Availability and Price is Subject to Change

Line #17	Mark Unit: F(A1)	Net Price:		801.14
Qty: 2		Ext. Net Price:	USD	1,602.28

MARVIN 



As Viewed From The Exterior

CN 4916

RO 49" X 16 1/4"

Egress Information

No Egress Information available.

Stone White Exterior
White Interior
Elevate Casement Transom
CN 4916
Rough Opening 49" X 16 1/4"
Stone White Exterior
White Interior
IG
Low E2 w/Argon
Stainless Perimeter and Spacer Bar
7/8" SDL - With Spacer Bar - Stainless
Rectangular - Standard Cut 4W1H
Stone White Ext - White Int

8 5/16" Jambs

Jamb Extension from 4 9/16" to 8 5/16"

Custom Jamb sizes will ship loose and will not ship on the product.

***Jamb Extension Ship Loose


Nailing Fin

***Note: Divided lite cut alignment may not be accurately represented in the OMS drawing. Please consult your local representative for exact specifications.

***Note: Unit Availability and Price is Subject to Change

Line #18	Mark Unit: F(B1)	Net Price:		1,304.25
Qty: 4		Ext. Net Price:	USD	5,217.00

MARVIN 



As Viewed From The Exterior

CN 4971
RO 49" X 71 5/8"
Egress Information
No Egress Information available.

Stone White Exterior
White Interior
Elevate Casement Picture
CN 4971
Rough Opening 49" X 71 5/8"
Stone White Exterior
White Interior
IG
Tempered Low E2 w/Argon
Stainless Perimeter and Spacer Bar
7/8" SDL - With Spacer Bar - Stainless
Rectangular - Special Cut 3W3H
Stone White Ext - White Int
8 5/16" Jambs
Jamb Extension from 4 9/16" to 8 5/16"
Custom Jamb sizes will ship loose and will not ship on the product.
***Jamb Extension Ship Loose
Nailing Fin
***Note: Divided lite cut alignment may not be accurately represented in the OMS drawing. Please consult your local representative for exact specifications.
***Note: Unit Availability and Price is Subject to Change

Line #19	Mark Unit: G(A1)	Net Price:		958.27
Qty: 1		Ext. Net Price:	USD	958.27

MARVIN 




As Viewed From The Exterior

CN 7316
RO 73" X 16 1/4"
Egress Information
No Egress Information available.

Stone White Exterior
White Interior
Elevate Casement Transom
CN 7316
Rough Opening 73" X 16 1/4"
Stone White Exterior
White Interior
IG
Low E2 w/Argon
Stainless Perimeter and Spacer Bar
7/8" SDL - With Spacer Bar - Stainless
Rectangular - Standard Cut 4W1H
Stone White Ext - White Int
8 5/16" Jambs
Jamb Extension from 4 9/16" to 8 5/16"
Custom Jamb sizes will ship loose and will not ship on the product.
***Jamb Extension Ship Loose
Nailing Fin
***Note: Divided lite cut alignment may not be accurately represented in the OMS drawing. Please consult your local representative for exact specifications.
***Note: Unit Availability and Price is Subject to Change

Line #20	Mark Unit: G(B1)	Net Price:		2,534.73
Qty: 2		Ext. Net Price:	USD	5,069.46



As Viewed From The Exterior

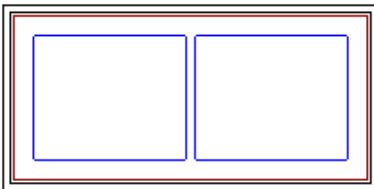
RO 73" X 71 5/8"

Egress Information

No Egress Information available.

Stone White Exterior
White Interior
Elevate Direct Glaze Rectangle
Rough Opening 73" X 71 5/8"
IG
Tempered Low E2 w/Argon
Stainless Perimeter and Spacer Bar
7/8" SDL - With Spacer Bar - Stainless
Rectangular - Special Cut 4W3H
Stone White Ext - White Int
Additional Mull Info: Stand Alone
8 5/16" Jambs
Jamb Extension from 4 9/16" to 8 5/16"
Custom Jamb sizes will ship loose and will not ship on the product.
***Jamb Extension Ship Loose
Nailing Fin CA/AWN Frame
***Note: Divided lite cut alignment may not be accurately represented in the OMS drawing. Please consult your local representative for exact specifications.
***Note: Unit Availability and Price is Subject to Change

Line #21	Mark Unit: H(A1)	Net Price:		570.97
Qty: 2		Ext. Net Price:	USD	1,141.94



As Viewed From The Exterior

CN 3316

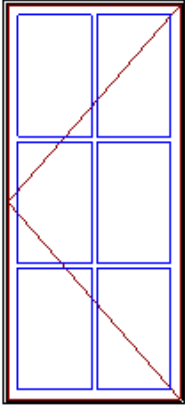
RO 33" X 16 1/4"

Egress Information

No Egress Information available.

Stone White Exterior
White Interior
Elevate Casement Transom
CN 3316
Rough Opening 33" X 16 1/4"
Stone White Exterior
White Interior
IG
Low E2 w/Argon
Stainless Perimeter and Spacer Bar
7/8" SDL - With Spacer Bar - Stainless
Rectangular - Standard Cut 2W1H
Stone White Ext - White Int
8 5/16" Jambs
Jamb Extension from 4 9/16" to 8 5/16"
Custom Jamb sizes will ship loose and will not ship on the product.
***Jamb Extension Ship Loose
Nailing Fin
***Note: Divided lite cut alignment may not be accurately represented in the OMS drawing. Please consult your local representative for exact specifications.
***Note: Unit Availability and Price is Subject to Change

Line #22	Mark Unit: H(B1)	Net Price:		1,227.53
Qty: 1		Ext. Net Price:	USD	1,227.53

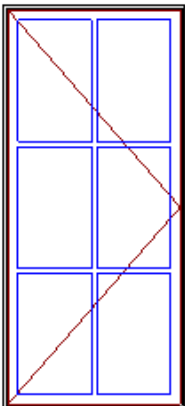


As Viewed From The Exterior

CN 3371
RO 33" X 71 5/8"
Egress Information
Width: 23 15/64" Height: 66 23/32"
Net Clear Opening: 10.77 SqFt

Stone White Exterior
White Interior
Elevate Casement - Left Hand
CN 3371
Rough Opening 33" X 71 5/8"
Stone White Exterior
White Interior
IG
Tempered Low E2 w/Argon
Stainless Perimeter and Spacer Bar
7/8" SDL - With Spacer Bar - Stainless
Rectangular - Special Cut 2W3H
Stone White Ext - White Int
White Folding Handle with Coastal Hardware
Interior Aluminum Screen
Bright View Mesh
White Surround
***Screen/Combo Ship Loose
8 5/16" Jamb
Jamb Extension from 4 9/16" to 8 5/16"
Custom Jamb sizes will ship loose and will not ship on the product.
***Jamb Extension Ship Loose
Nailing Fin
***Note: Divided lite cut alignment may not be accurately represented in the OMS drawing. Please consult your local representative for exact specifications.
***Note: Unit Availability and Price is Subject to Change

Line #23	Mark Unit: H1(B1)	Net Price:		1,227.53
Qty: 1		Ext. Net Price:	USD	1,227.53

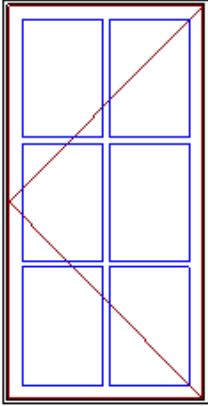


As Viewed From The Exterior

CN 3371
RO 33" X 71 5/8"
Egress Information
Width: 23 15/64" Height: 66 23/32"
Net Clear Opening: 10.77 SqFt

Stone White Exterior
White Interior
Elevate Casement - Right Hand
CN 3371
Rough Opening 33" X 71 5/8"
Stone White Exterior
White Interior
IG
Tempered Low E2 w/Argon
Stainless Perimeter and Spacer Bar
7/8" SDL - With Spacer Bar - Stainless
Rectangular - Special Cut 2W3H
Stone White Ext - White Int
White Folding Handle with Coastal Hardware
Interior Aluminum Screen
Bright View Mesh
White Surround
***Screen/Combo Ship Loose
8 5/16" Jamb
Jamb Extension from 4 9/16" to 8 5/16"
Custom Jamb sizes will ship loose and will not ship on the product.
***Jamb Extension Ship Loose
Nailing Fin
***Note: Divided lite cut alignment may not be accurately represented in the OMS drawing. Please consult your local representative for exact specifications.
***Note: Unit Availability and Price is Subject to Change

Line #24	Mark Unit: J	Net Price:	937.62
Qty: 1		Ext. Net Price: USD	937.62



As Viewed From The Exterior

CN 2955

RO 29" X 55 5/8"

Egress Information

Width: 21 7/8" Height: 50 23/32"

Net Clear Opening: 7.71 SqFt

Stone White Exterior
White Interior
Elevate Casement - Left Hand
CN 2955
Rough Opening 29" X 55 5/8"
Stone White Exterior
White Interior
IG
Low E2 w/Argon
Stainless Perimeter and Spacer Bar
7/8" SDL - With Spacer Bar - Stainless
Rectangular - Special Cut 2W3H
Stone White Ext - White Int
White Folding Handle with Coastal Hardware
Interior Aluminum Screen
Bright View Mesh
White Surround
***Screen/Combo Ship Loose

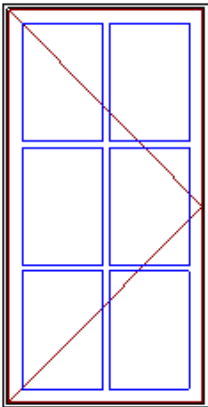
4 9/16" Jambs

Nailing Fin

***Note: Divided lite cut alignment may not be accurately represented in the OMS drawing. Please consult your local representative for exact specifications.

***Note: Unit Availability and Price is Subject to Change

Line #25	Mark Unit: J1	Net Price:	937.62
Qty: 1		Ext. Net Price: USD	937.62



As Viewed From The Exterior

CN 2955

RO 29" X 55 5/8"

Egress Information

Width: 21 7/8" Height: 50 23/32"

Net Clear Opening: 7.71 SqFt

Stone White Exterior
White Interior
Elevate Casement - Right Hand
CN 2955
Rough Opening 29" X 55 5/8"
Stone White Exterior
White Interior
IG
Low E2 w/Argon
Stainless Perimeter and Spacer Bar
7/8" SDL - With Spacer Bar - Stainless
Rectangular - Special Cut 2W3H
Stone White Ext - White Int
White Folding Handle with Coastal Hardware
Interior Aluminum Screen
Bright View Mesh
White Surround
***Screen/Combo Ship Loose

4 9/16" Jambs


Nailing Fin

***Note: Divided lite cut alignment may not be accurately represented in the OMS drawing. Please consult your local representative for exact specifications.

***Note: Unit Availability and Price is Subject to Change

Line #26	Mark Unit: J2	Net Price:		748.03
Qty: 1		Ext. Net Price:	USD	748.03

MARVIN 



As Viewed From The Exterior

CN 2955

RO 29" X 55 5/8"

Egress Information

No Egress Information available.

Stone White Exterior
White Interior
Elevate Casement - Stationary
CN 2955
Rough Opening 29" X 55 5/8"
Stone White Exterior
White Interior
IG
Low E2 w/Argon
Stainless Perimeter and Spacer Bar
7/8" SDL - With Spacer Bar - Stainless
Rectangular - Special Cut 2W3H
Stone White Ext - White Int

4 9/16" Jambs

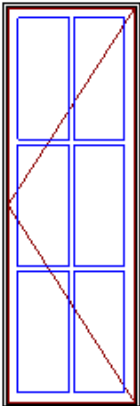
Nailing Fin

***Note: Divided lite cut alignment may not be accurately represented in the OMS drawing. Please consult your local representative for exact specifications.

***Note: Unit Availability and Price is Subject to Change

Line #27	Mark Unit: K2	Net Price:		1,013.60
Qty: 2		Ext. Net Price:	USD	2,027.20

MARVIN 



As Viewed From The Exterior

CN 2571

RO 25" X 71 5/8"

Egress Information

Width: 15 15/64" Height: 66 23/32"

Net Clear Opening: 7.06 SqFt

Stone White Exterior
White Interior
Elevate Casement - Left Hand
CN 2571
Rough Opening 25" X 71 5/8"
Stone White Exterior
White Interior
IG
Tempered Low E2 w/Argon
Stainless Perimeter and Spacer Bar
7/8" SDL - With Spacer Bar - Stainless
Rectangular - Special Cut 2W3H
Stone White Ext - White Int

White Folding Handle with Coastal Hardware

Interior Aluminum Screen

Bright View Mesh

White Surround

***Screen/Combo Ship Loose

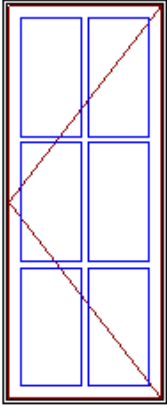
4 9/16" Jambs

Nailing Fin

***Note: Divided lite cut alignment may not be accurately represented in the OMS drawing. Please consult your local representative for exact specifications.

***Note: Unit Availability and Price is Subject to Change

Line #28	Mark Unit: L	Net Price:		919.92
Qty: 1		Ext. Net Price:	USD	919.92



As Viewed From The Exterior

CN 2559

RO 25" X 59 5/8"

Egress Information

Width: 15 15/64" Height: 54 23/32"

Net Clear Opening: 5.79 SqFt

Stone White Exterior
White Interior
Elevate Casement - Left Hand
CN 2559
Rough Opening 25" X 59 5/8"
Stone White Exterior
White Interior
IG
Low E2 w/Argon
Stainless Perimeter and Spacer Bar
7/8" SDL - With Spacer Bar - Stainless
Rectangular - Special Cut 2W3H
Stone White Ext - White Int
White Folding Handle with Coastal Hardware
Interior Aluminum Screen
Bright View Mesh
White Surround
***Screen/Combo Ship Loose

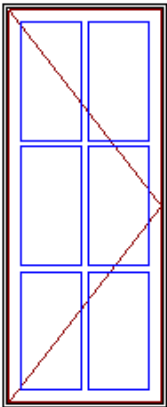
4 9/16" Jambs

Nailing Fin

***Note: Divided lite cut alignment may not be accurately represented in the OMS drawing. Please consult your local representative for exact specifications.

***Note: Unit Availability and Price is Subject to Change

Line #29	Mark Unit: L1	Net Price:		919.92
Qty: 2		Ext. Net Price:	USD	1,839.84



As Viewed From The Exterior

CN 2559

RO 25" X 59 5/8"

Egress Information

Width: 15 15/64" Height: 54 23/32"

Net Clear Opening: 5.79 SqFt

Stone White Exterior
White Interior
Elevate Casement - Right Hand
CN 2559
Rough Opening 25" X 59 5/8"
Stone White Exterior
White Interior
IG
Low E2 w/Argon
Stainless Perimeter and Spacer Bar
7/8" SDL - With Spacer Bar - Stainless
Rectangular - Special Cut 2W3H
Stone White Ext - White Int
White Folding Handle with Coastal Hardware
Interior Aluminum Screen
Bright View Mesh
White Surround
***Screen/Combo Ship Loose

4 9/16" Jambs


Nailing Fin

***Note: Divided lite cut alignment may not be accurately represented in the OMS drawing. Please consult your local representative for exact specifications.

***Note: Unit Availability and Price is Subject to Change

Line #30	Mark Unit: M-T	Net Price:		1,005.48
Qty: 1		Ext. Net Price:	USD	1,005.48

MARVIN 



As Viewed From The Exterior

CN 4955

RO 49" X 55 5/8"

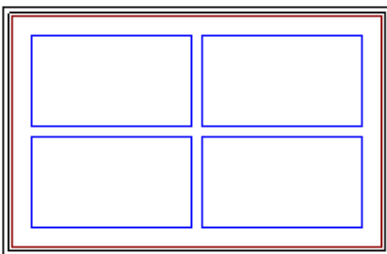
Egress Information

No Egress Information available.

Stone White Exterior
White Interior
Elevate Casement Picture
CN 4955
Rough Opening 49" X 55 5/8"
Stone White Exterior
White Interior
IG - 1 Lite
Tempered Low E2 w/Argon
Stainless Perimeter Bar
4 9/16" Jambs
Nailing Fin
***Note: Unit Availability and Price is Subject to Change

Line #31	Mark Unit: N	Net Price:		559.17
Qty: 1		Ext. Net Price:	USD	559.17

MARVIN 



As Viewed From The Exterior

CN 3723

RO 37" X 23 5/8"

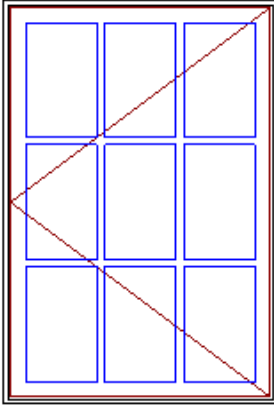
Egress Information

No Egress Information available.

Stone White Exterior
White Interior
Elevate Casement Picture
CN 3723
Rough Opening 37" X 23 5/8"
Stone White Exterior
White Interior
IG
Low E2 w/Argon
Stainless Perimeter and Spacer Bar
7/8" SDL - With Spacer Bar - Stainless
Rectangular - Special Cut 2W2H
Stone White Ext - White Int
4 9/16" Jambs
Nailing Fin
***Note: Divided lite cut alignment may not be accurately represented in the OMS drawing. Please consult your local representative for exact specifications.
***Note: Unit Availability and Price is Subject to Change

Line #32	Mark Unit: P	Net Price:	1,027.62
Qty: 1		Ext. Net Price: USD	1,027.62

MARVIN 



As Viewed From The Exterior

CN 3347

RO 33" X 47 5/8"

Egress Information

Width: 23 15/64" Height: 42 23/32"

Net Clear Opening: 6.90 SqFt

Stone White Exterior
White Interior
Elevate Casement - Left Hand
CN 3347
Rough Opening 33" X 47 5/8"
Stone White Exterior
White Interior
IG
Low E2 w/Argon
Stainless Perimeter and Spacer Bar
7/8" SDL - With Spacer Bar - Stainless
Rectangular - Standard Cut 3W3H
Stone White Ext - White Int
White Folding Handle with Coastal Hardware
Interior Aluminum Screen
Bright View Mesh
White Surround
***Screen/Combo Ship Loose

4 9/16" Jambs

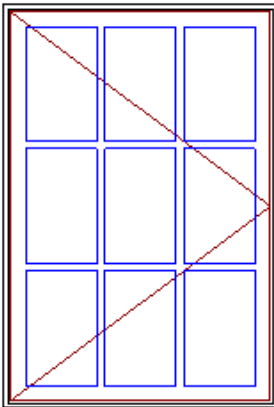
Nailing Fin

***Note: Divided lite cut alignment may not be accurately represented in the OMS drawing. Please consult your local representative for exact specifications.

***Note: Unit Availability and Price is Subject to Change

Line #33	Mark Unit: P1	Net Price:	1,027.62
Qty: 1		Ext. Net Price: USD	1,027.62

MARVIN 



As Viewed From The Exterior

CN 3347

RO 33" X 47 5/8"

Egress Information

Width: 23 15/64" Height: 42 23/32"

Net Clear Opening: 6.90 SqFt

Stone White Exterior
White Interior
Elevate Casement - Right Hand
CN 3347
Rough Opening 33" X 47 5/8"
Stone White Exterior
White Interior
IG
Low E2 w/Argon
Stainless Perimeter and Spacer Bar
7/8" SDL - With Spacer Bar - Stainless
Rectangular - Standard Cut 3W3H
Stone White Ext - White Int
White Folding Handle with Coastal Hardware
Interior Aluminum Screen
Bright View Mesh
White Surround
***Screen/Combo Ship Loose

4 9/16" Jambs


Nailing Fin

***Note: Divided lite cut alignment may not be accurately represented in the OMS drawing. Please consult your local representative for exact specifications.

***Note: Unit Availability and Price is Subject to Change

Line #34	Mark Unit: Q2	Net Price:		825.49
Qty: 1		Ext. Net Price:	USD	825.49

MARVIN 



As Viewed From The Exterior

CN 2955

RO 29" X 55 5/8"

Egress Information

No Egress Information available.

Stone White Exterior
White Interior
Elevate Casement - Stationary
CN 2955
Rough Opening 29" X 55 5/8"
Stone White Exterior
White Interior
IG
Low E2 w/Argon
Stainless Perimeter and Spacer Bar
7/8" SDL - With Spacer Bar - Stainless
Rectangular - Special Cut 3W3H
Stone White Ext - White Int

4 9/16" Jambs


Nailing Fin

***Note: Divided lite cut alignment may not be accurately represented in the OMS drawing. Please consult your local representative for exact specifications.

***Note: Unit Availability and Price is Subject to Change

Line #35	Mark Unit: R2	Net Price:		788.60
Qty: 1		Ext. Net Price:	USD	788.60

MARVIN 



As Viewed From The Exterior

CN 2947

RO 29" X 47 5/8"

Egress Information

No Egress Information available.

Stone White Exterior
White Interior
Elevate Casement - Stationary
CN 2947
Rough Opening 29" X 47 5/8"
Stone White Exterior
White Interior
IG
Low E2 w/Argon
Stainless Perimeter and Spacer Bar
7/8" SDL - With Spacer Bar - Stainless
Rectangular - Standard Cut 3W3H
Stone White Ext - White Int

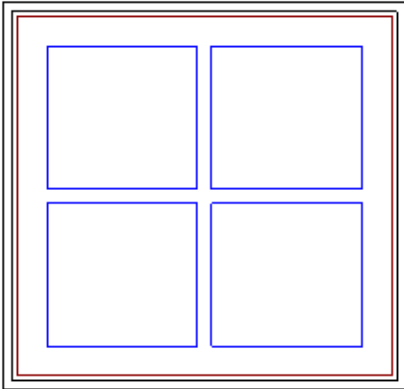
4 9/16" Jambs

Nailing Fin

***Note: Divided lite cut alignment may not be accurately represented in the OMS drawing. Please consult your local representative for exact specifications.

***Note: Unit Availability and Price is Subject to Change

Line #36	Mark Unit: S	Net Price:	469.18
Qty: 2		Ext. Net Price: USD	938.36



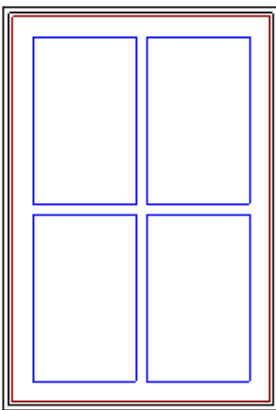
As Viewed From The Exterior

CN 2523
RO 25" X 23 5/8"
Egress Information
No Egress Information available.

Stone White Exterior
White Interior
Elevate Casement Picture
CN 2523
Rough Opening 25" X 23 5/8"
Stone White Exterior
White Interior
IG
Low E2 w/Argon
Stainless Perimeter and Spacer Bar
7/8" SDL - With Spacer Bar - Stainless
Rectangular - Standard Cut 2W2H
Stone White Ext - White Int

4 9/16" Jambs
Nailing Fin
***Note: Divided lite cut alignment may not be accurately represented in the OMS drawing. Please consult your local representative for exact specifications.
***Note: Unit Availability and Price is Subject to Change

Line #37	Mark Unit: T	Net Price:	565.81
Qty: 4		Ext. Net Price: USD	2,263.24



As Viewed From The Exterior

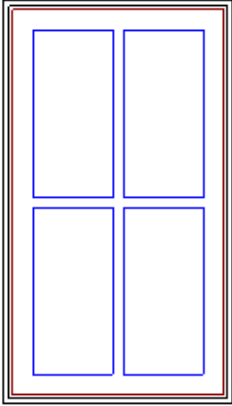
CN 2535
RO 25" X 35 5/8"
Egress Information
No Egress Information available.

Stone White Exterior
White Interior
Elevate Casement Picture
CN 2535
Rough Opening 25" X 35 5/8"
Stone White Exterior
White Interior
IG
Low E2 w/Argon
Stainless Perimeter and Spacer Bar
7/8" SDL - With Spacer Bar - Stainless
Rectangular - Standard Cut 2W2H
Stone White Ext - White Int

6 9/16" Jambs
Jamb Extension from 4 9/16" to 6 9/16"
Nailing Fin
***Note: Divided lite cut alignment may not be accurately represented in the OMS drawing. Please consult your local representative for exact specifications.
***Note: Unit Availability and Price is Subject to Change

Line #38	Mark Unit: U	Net Price:	518.60
Qty: 1		Ext. Net Price: USD	518.60

MARVIN 



As Viewed From The Exterior

CN 2135

RO 21" X 35 5/8"

Egress Information

No Egress Information available.

Stone White Exterior
White Interior
Elevate Casement Picture
CN 2135
Rough Opening 21" X 35 5/8"
Stone White Exterior
White Interior
IG
Low E2 w/Argon
Stainless Perimeter and Spacer Bar
7/8" SDL - With Spacer Bar - Stainless
Rectangular - Standard Cut 2W2H
Stone White Ext - White Int

4 9/16" Jambs


Nailing Fin

***Note: Divided lite cut alignment may not be accurately represented in the OMS drawing. Please consult your local representative for exact specifications.

***Note: Unit Availability and Price is Subject to Change

Line #39	Mark Unit: V	Net Price:	1,611.14
Qty: 3		Ext. Net Price: USD	4,833.42

MARVIN 



As Viewed From The Exterior

RO 31" X 72 3/4"

Egress Information A1, B1

No Egress Information available.

Stone White Exterior
White Interior
1W2H - Rectangle Assembly
Assembly Rough Opening
31" X 72 3/4"

Unit: A1

Elevate Direct Glaze Rectangle
Basic Frame 30" X 19 1/8"
Rough Opening 31" X 19 5/8"
IG
Low E2 w/Argon
Stainless Perimeter and Spacer Bar
7/8" SDL - With Spacer Bar - Stainless
Rectangular - Special Cut 3W1H
Stone White Ext - White Int

Unit: B1

Elevate Direct Glaze Rectangle
Basic Frame 30" X 53 1/8"
Rough Opening 31" X 53 5/8"
IG
Low E2 w/Argon
Stainless Perimeter and Spacer Bar
7/8" SDL - With Spacer Bar - Stainless
Rectangular - Special Cut 3W3H
Stone White Ext - White Int

4 9/16" Jambs


Nailing Fin CA/AWN Frame w/ Certification Brackets

***Note: This configuration is certified to AAMA 450.

***Note: Divided lite cut alignment may not be accurately represented in the OMS drawing. Please consult your local representative for exact specifications.

***Note: Unit Availability and Price is Subject to Change

Line #40	Mark Unit: W	Net Price:		907.37
Qty: 3		Ext. Net Price:	USD	2,722.11



As Viewed From The Exterior

CN 2959

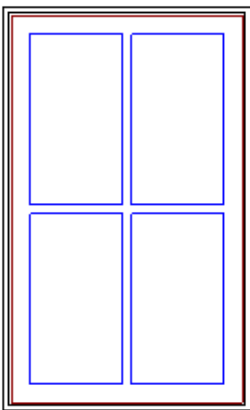
RO 29" X 59 5/8"

Egress Information

No Egress Information available.

Stone White Exterior
White Interior
Elevate Casement - Stationary
CN 2959
Rough Opening 29" X 59 5/8"
Stone White Exterior
White Interior
IG
Low E2 w/Argon
Stainless Perimeter and Spacer Bar
7/8" SDL - With Spacer Bar - Stainless
Rectangular - Special Cut 2W3H
Stone White Ext - White Int
8 5/16" Jamb
Jamb Extension from 4 9/16" to 8 5/16"
Custom Jamb sizes will ship loose and will not ship on the product.
***Jamb Extension Ship Loose
Nailing Fin
***Note: Divided lite cut alignment may not be accurately represented in the OMS drawing. Please consult your local representative for exact specifications.
***Note: Unit Availability and Price is Subject to Change

Line #41	Mark Unit: X	Net Price:		564.34
Qty: 1		Ext. Net Price:	USD	564.34



As Viewed From The Exterior

CN 2539

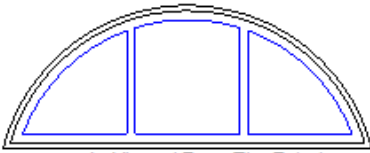
RO 25" X 39 5/8"

Egress Information

No Egress Information available.

Stone White Exterior
White Interior
Elevate Casement - Stationary
CN 2539
Rough Opening 25" X 39 5/8"
Stone White Exterior
White Interior
IG
Low E2 w/Argon
Stainless Perimeter and Spacer Bar
7/8" SDL - With Spacer Bar - Stainless
Rectangular - Special Cut 2W2H
Stone White Ext - White Int
4 9/16" Jamb
Nailing Fin
***Note: Divided lite cut alignment may not be accurately represented in the OMS drawing. Please consult your local representative for exact specifications.
***Note: Unit Availability and Price is Subject to Change

Line #42	Mark Unit: Y	Net Price:		2,637.54
Qty: 2		Ext. Net Price:	USD	5,275.08



As Viewed From The Exterior

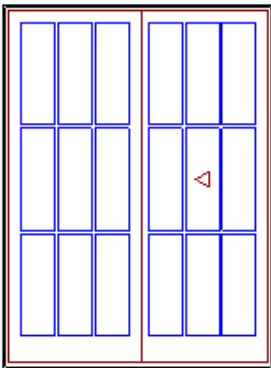
RO 41 1/32" X 16"

Egress Information

No Egress Information available.

Stone White Clad Exterior
Painted Interior Finish - White - Pine Interior
Ultimate Direct Glaze Round Top - RT5
Frame Size 40" X 15 1/2"
Rough Opening 41 1/32" X 16"
IG
Low E2 w/Argon
Black Perimeter and Spacer Bar
7/8" SDL - With Spacer Bar - Black
Rectangular - Special Cut 3W1H
3 Rect Lites
Stone White Clad Ext - Painted Interior Finish - White - Pine Int
3 1/2" 4/4 Flat Interior Trim Painted Interior Finish - White - Pine
4 9/16" Jambs
Nailing Fin
***Note: Unit Availability and Price is Subject to Change

Line #43	Mark Unit: DR2	Net Price:		4,924.89
Qty: 1		Ext. Net Price:	USD	4,924.89



Stat Active

As Viewed From The Exterior

CN 6080

RO 72" X 96"

Egress Information

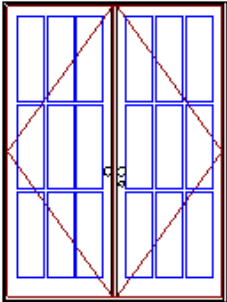
Width: 29 17/64" Height: 90 5/64"

Net Clear Opening: 18.31 SqFt

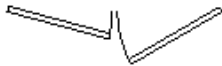
Stone White Exterior
White Interior
Elevate Sliding French Door OX
CN 6080
Rough Opening 72" X 96"
Left Panel
Stone White Exterior
White Interior
IG
Tempered Low E2 w/Argon
Stainless Perimeter and Spacer Bar
7/8" SDL - With Spacer Bar - Stainless
Rectangular - Special Cut 3W3H
Stone White Ext - White Int
Right Panel
Stone White Exterior
White Interior
IG
Tempered Low E2 w/Argon
Stainless Perimeter and Spacer Bar
7/8" SDL - With Spacer Bar - Stainless
Rectangular - Special Cut 3W3H
Stone White Ext - White Int
White Interior Weather Strip Package
Multi-Point Lock
Cambridge Handle Satin Nickel PVD Keyed Exterior Primary Handle Set
Cambridge Handle Satin Nickel PVD Interior Primary Handle Set
Keyed Alike - Keyed Alike Group 1
Coastal Lock Mech & Rollers
Exterior Sliding Screen
Stone White Surround
Bright View Mesh
PG Upgrade
***Screen/Combo Ship Loose
Bronze Ultrex Sill / Black Weather Strip
4 9/16" Jambs
Nailing Fin
***Note: Divided lite cut alignment may not be accurately represented in the OMS drawing. Please consult your local representative for exact specifications.
***Note: Unit Availability and Price is Subject to Change

Line #44	Mark Unit: DR4	Net Price:		4,908.66
Qty: 1		Ext. Net Price:	USD	4,908.66

MARVIN 



Inactive Active



As Viewed From The Exterior

CN 6080

RO 72" X 96"

Egress Information

Width: 64 7/32" Height: 92 35/64"

Net Clear Opening: 41.27 SqFt

Stone White Exterior
White Interior
Elevate Outswing French Door XX Left Hand
CN 6080
Rough Opening 72" X 96"
Left Panel
Stone White Exterior
White Interior
IG
Tempered Low E2 w/Argon
Stainless Perimeter and Spacer Bar
7/8" SDL - With Spacer Bar - Stainless
Rectangular - Special Cut 3W3H
Stone White Ext - White Int
Right Panel
Stone White Exterior
White Interior
IG
Tempered Low E2 w/Argon
Stainless Perimeter and Spacer Bar
7/8" SDL - With Spacer Bar - Stainless
Rectangular - Special Cut 3W3H
Stone White Ext - White Int
Multi-Point Lock
Cambridge Handle Satin Nickel PVD Keyed Exterior Primary Handle Set
Cambridge Handle Satin Nickel PVD Interior Primary Handle Set
Cambridge Handle Satin Nickel PVD Exterior Secondary Handle Set
Cambridge Handle Satin Nickel PVD Interior Secondary Handle Set
Keyed Alike - Keyed Alike Group 1
White Adjustable Hinges
Bronze Ultrex Sill / Black Weather Strip
8 5/16" Jambs
Jamb Extension from 4 9/16" to 8 5/16"
Custom Jamb sizes will ship loose and will not ship on the product.
***Jamb Extension Ship Loose
Nailing Fin
***Note: Divided lite cut alignment may not be accurately represented in the OMS drawing. Please consult your local representative for exact specifications.
***Note: Unit Availability and Price is Subject to Change

Line #45	Mark Unit: DR4 TSM	Net Price:		834.34
Qty: 1		Ext. Net Price:	USD	834.34

MARVIN 



As Viewed From The Exterior

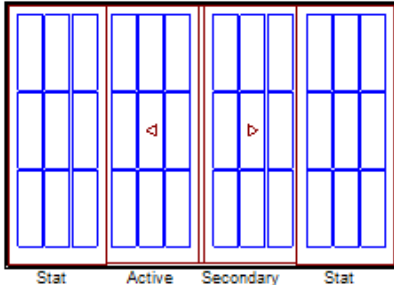
RO 72" X 16 1/4"

Egress Information

No Egress Information available.

Stone White Exterior
White Interior
Elevate Direct Glaze Rectangle
Rough Opening 72" X Frame Size 15 3/4"
Rough Opening 72" X 16 1/4"
IG
Low E2 w/Argon
Stainless Perimeter and Spacer Bar
7/8" SDL - With Spacer Bar - Stainless
Rectangular - Special Cut 6W1H
Stone White Ext - White Int
Additional Mull Info: Stand Alone
4 9/16" Jambs
Nailing Fin DH/GL/DR Frame
***Note: Divided lite cut alignment may not be accurately represented in the OMS drawing. Please consult your local representative for exact specifications.
***Note: Unit Availability and Price is Subject to Change

Line #46	Mark Unit: DR10	Net Price:	8,614.86
Qty: 1		Ext. Net Price: USD	8,614.86



As Viewed From The Exterior

CN 12080

RO 142" X 96"

Egress Information

Width: 59 3/64" Height: 90 47/64"

Net Clear Opening: 37.21 SqFt

Stone White Exterior
White Interior
Elevate Sliding French Door OXXO Left Hand
CN 12080
Rough Opening 142" X 96"
**Operator Panels Ship Separate
Left Panel
Stone White Exterior
White Interior
IG
Tempered Low E2 w/Argon
Stainless Perimeter and Spacer Bar
7/8" SDL - With Spacer Bar - Stainless
Rectangular - Special Cut 3W3H
Stone White Ext - White Int
Left Center Panel
Stone White Exterior
White Interior
IG
Tempered Low E2 w/Argon
Stainless Perimeter and Spacer Bar
7/8" SDL - With Spacer Bar - Stainless
Rectangular - Special Cut 3W3H
Stone White Ext - White Int
Right Center Panel
Stone White Exterior
White Interior
IG
Tempered Low E2 w/Argon
Stainless Perimeter and Spacer Bar
7/8" SDL - With Spacer Bar - Stainless
Rectangular - Special Cut 3W3H
Stone White Ext - White Int
Right Panel
Stone White Exterior
White Interior
IG
Tempered Low E2 w/Argon
Stainless Perimeter and Spacer Bar
7/8" SDL - With Spacer Bar - Stainless
Rectangular - Special Cut 3W3H
Stone White Ext - White Int
White Interior Weather Strip Package
Multi-Point Lock
Cambridge Handle Satin Nickel PVD Keyed Exterior Primary Handle Set
Cambridge Handle Satin Nickel PVD Interior Primary Handle Set
Cambridge Handle Satin Nickel PVD Exterior Secondary Handle Set
Cambridge Handle Satin Nickel PVD Interior Secondary Handle Set
Keyed Alike - Keyed Alike Group 1
Coastal Lock Mech & Rollers
Exterior Sliding Screen
Stone White Surround
Bright View Mesh
***Screen/Combo Ship Loose
Bronze Ultrex Sill / Black Weather Strip
8 5/16" Jambs
Jamb Extension from 4 9/16" to 8 5/16"
Custom Jamb sizes will ship loose and will not ship on the product.
***Jamb Extension Ship Loose
Nailing Fin
***Note: Divided lite cut alignment may not be accurately represented in the OMS drawing. Please consult your local representative for exact specifications.
***Note: Unit Availability and Price is Subject to Change

TERMS AND CONDITIONS

- All Marvin Pricing Valid For 30 Days.
- All orders require 50% Deposit at time of order placement / Shop drawing approval.
- All Pricing is for material only unless otherwise stated.
- While we have done our best to quote this project accurately, it is your responsibility to determine that we have quoted what you and your customer want including suitability, Local Code Compliance, and fitness for purpose.
- Review this order carefully. Marvin product is made to order and is not returnable. We cannot accept changes/cancellations after your order has been signed off on and released into production.

We cannot release and order unless this sheet is signed, dated and returned to the sender via e-mail or post with deposit.

- A 3% Convenience Fee will be added for all Credit Card Payments.

PURCHASE APPROVAL/SIGN OFF

Project Subtotal Net Price: USD	104,034.78
6.000% Sales Tax: USD	6,242.09
Project Total Net Price: USD	110,276.87

I have reviewed all line item quotes in detail and agree that the product specifications and pricing are accurate, and I approve the project for order. I acknowledge that additional charges, tax or Terms and Conditions may apply.

Buyer: _____ Date: _____