

TERRY INDUSTRIES CHARLOTTE MODEL

Quote #: 5LPH7CR

A Proposal for Window and Door Products prepared for:

Job Site:

23310

Shipping Address:

ERVIN ARCHITECTURAL PRODUCTS

1255 CAROLINA RD

SUFFOLK, VA 23434-8729

Project Description:

BASED ON PLANS DATED 2/17/2023.

USED CLOSEST STANDARD SIZES. CUSTOM SIZES AVAILABLE.

NON-MARVIN EXTERIOR DOORS QUOTED SEPARATELY.

Featuring products from:



ERVIN ARCHITECTURAL PRODUCTS

PO BOX 2715

VIRGINIA BEACH, VA 23450-2715

Phone: (757) 427-2929

This report was generated on 5/18/2023 2:41:19 PM using the Marvin Order Management System, version 0004.02.01 (Current). Price in USD. Unit availability and price are subject to change. Dealer terms and conditions may apply.

UNIT SUMMARY

The following is a schedule of the windows and doors for this project. For additional unit details, please see Line Item Quotes.

Additional charges, tax or Terms and Conditions may apply. Detail pricing is per unit.

| | | | |
|---------------------|--------------------|--------------------|-----------|
| NUMBER OF LINES: 23 | TOTAL UNIT QTY: 48 | EXT NET PRICE: USD | 64,706.37 |
|---------------------|--------------------|--------------------|-----------|

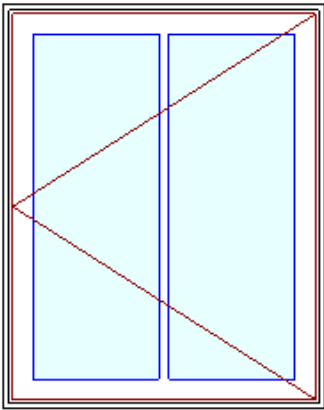
| LINE | MARK UNIT | PRODUCT LINE | ITEM | NET PRICE | QTY | EXTENDED NET PRICE |
|------|-----------|--------------|---|-----------|-----|--------------------|
| 1 | A | Elevate | Casement CN 2935 RO 29" X 35 5/8" | 697.86 | 2 | 1,395.72 |
| 2 | A1 | Elevate | Casement CN 2935 RO 29" X 35 5/8" | 697.86 | 3 | 2,093.58 |
| 3 | A-T | Elevate | Casement CN 2935 RO 29" X 35 5/8" | 803.35 | 2 | 1,606.70 |
| 4 | A6 | Elevate | Casement CN 2935 RO 29" X 35 5/8" | 732.53 | 1 | 732.53 |
| 5 | A6-T | Elevate | Casement CN 2935 RO 29" X 35 5/8" | 838.02 | 1 | 838.02 |
| 6 | A2-6 | Elevate | Casement CN 2935 RO 29" X 35 5/8" | 547.37 | 1 | 547.37 |
| 7 | A2-6-T | Elevate | Casement CN 2935 RO 29" X 35 5/8" | 652.86 | 1 | 652.86 |
| 8 | B | Elevate | Double Hung CN 3060 RO 30 1/2" X 60 1/4" | 728.10 | 10 | 7,281.00 |
| 9 | C | Elevate | Double Hung CN 3260 RO 32 1/2" X 60 1/4" | 761.30 | 9 | 6,851.70 |
| 10 | C6-T | Elevate | Double Hung CN 3260 RO 32 1/2" X 60 1/4" | 1,018.02 | 1 | 1,018.02 |
| 11 | D | Elevate | Awning CN 3735 RO 37" X 35 5/8" | 599.75 | 4 | 2,399.00 |
| 12 | E | Elevate | Double Hung CN 3056 RO 30 1/2" X 56 1/4" | 691.95 | 1 | 691.95 |
| 13 | E-T | Elevate | Double Hung CN 3056 RO 30 1/2" X 56 1/4" | 867.52 | 2 | 1,735.04 |
| 14 | F | Elevate | Aluminum Direct Glaze Round Top Double Hung CN 3636 RO 36" X 36" | 2,340.72 | 1 | 2,340.72 |
| 15 | F6 | Elevate | Aluminum Direct Glaze Round Top Double Hung CN 3636 RO 36" X 36" | 2,487.52 | 1 | 2,487.52 |

| | | | | | | |
|----|------|---------|--|----------|---|----------|
| 16 | DR2 | Elevate | Elevate Assembly RO 72" X 96 1/2" | 4,080.22 | 1 | 4,080.22 |
| 17 | DR3 | Elevate | Elevate Assembly RO 72" X 96 1/2" | 4,080.22 | 1 | 4,080.22 |
| 18 | DR4 | Elevate | Elevate Assembly RO 72" X 96 1/2" | 4,080.22 | 1 | 4,080.22 |
| 19 | DR6 | Elevate | Sliding French Door CN 6068 RO 72" X 82 1/2" | 3,195.72 | 1 | 3,195.72 |
| 20 | DR7 | Elevate | Elevate Assembly RO 72" X 96 1/2" | 4,218.91 | 1 | 4,218.91 |
| 21 | DR8 | Elevate | Elevate Assembly RO 72" X 96 1/2" | 4,218.91 | 1 | 4,218.91 |
| 22 | DR9 | Elevate | Elevate Assembly RO 72" X 96 1/2" | 4,080.22 | 1 | 4,080.22 |
| 23 | DR10 | Elevate | Elevate Assembly RO 72" X 96 1/2" | 4,080.22 | 1 | 4,080.22 |

LINE ITEM QUOTES

The following is a schedule of the windows and doors for this project. For additional unit details, please see Line Item Quotes. Additional charges, tax or Terms and Conditions may apply. Detail pricing is per unit.

| | | | | |
|---------|--------------|-----------------|-----|----------|
| Line #1 | Mark Unit: A | Net Price: | | 697.86 |
| Qty: 2 | | Ext. Net Price: | USD | 1,395.72 |



As Viewed From The Exterior

CN 2935

RO 29" X 35 5/8"

Egress Information

Width: 21 7/8" Height: 30 23/32"

Net Clear Opening: 4.67 SqFt

Stone White Exterior
White Interior
Elevate Casement - Left Hand
CN 2935
Rough Opening 29" X 35 5/8"
Stone White Exterior
White Interior
IG
Low E2 w/Argon
Stainless Perimeter and Spacer Bar
7/8" SDL - With Spacer Bar - Stainless
Rectangular - Special Cut 2W1H
Stone White Ext - White Int
White Folding Handle with Coastal Hardware
Interior Aluminum Screen
Bright View Mesh
White Surround
***Screen/Combo Ship Loose

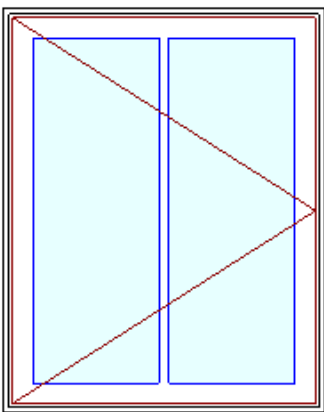
4 9/16" Jambs

Nailing Fin

***Note: Divided lite cut alignment may not be accurately represented in the OMS drawing. Please consult your local representative for exact specifications.

***Note: Unit Availability and Price is Subject to Change

| | | | | |
|---------|---------------|-----------------|-----|----------|
| Line #2 | Mark Unit: A1 | Net Price: | | 697.86 |
| Qty: 3 | | Ext. Net Price: | USD | 2,093.58 |



As Viewed From The Exterior

CN 2935

RO 29" X 35 5/8"

Egress Information

Width: 21 7/8" Height: 30 23/32"

Net Clear Opening: 4.67 SqFt

Stone White Exterior
White Interior
Elevate Casement - Right Hand
CN 2935
Rough Opening 29" X 35 5/8"
Stone White Exterior
White Interior
IG
Low E2 w/Argon
Stainless Perimeter and Spacer Bar
7/8" SDL - With Spacer Bar - Stainless
Rectangular - Special Cut 2W1H
Stone White Ext - White Int
White Folding Handle with Coastal Hardware
Interior Aluminum Screen
Bright View Mesh
White Surround
***Screen/Combo Ship Loose

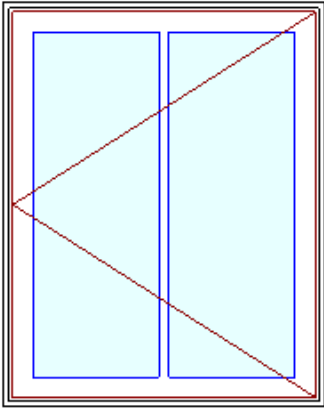
4 9/16" Jambs

Nailing Fin

***Note: Divided lite cut alignment may not be accurately represented in the OMS drawing. Please consult your local representative for exact specifications.

***Note: Unit Availability and Price is Subject to Change

| | | | | |
|---------|----------------|-----------------|-----|----------|
| Line #3 | Mark Unit: A-T | Net Price: | | 803.35 |
| Qty: 2 | | Ext. Net Price: | USD | 1,606.70 |



As Viewed From The Exterior

CN 2935

RO 29" X 35 5/8"

Egress Information

Width: 21 7/8" Height: 30 23/32"

Net Clear Opening: 4.67 SqFt

Stone White Exterior
White Interior
Elevate Casement - Left Hand
CN 2935
Rough Opening 29" X 35 5/8"
Stone White Exterior
White Interior
IG
Tempered Low E2 w/Argon
Stainless Perimeter and Spacer Bar
7/8" SDL - With Spacer Bar - Stainless
Rectangular - Special Cut 2W1H
Stone White Ext - White Int
White Folding Handle with Coastal Hardware
Interior Aluminum Screen
Bright View Mesh
White Surround
***Screen/Combo Ship Loose

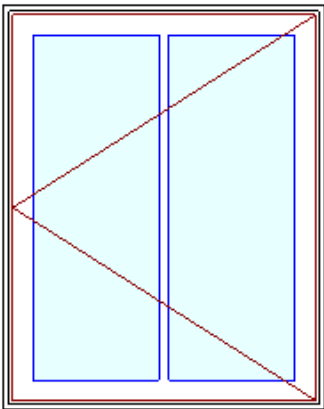
4 9/16" Jambs

Nailing Fin

***Note: Divided lite cut alignment may not be accurately represented in the OMS drawing. Please consult your local representative for exact specifications.

***Note: Unit Availability and Price is Subject to Change

| | | | | |
|---------|---------------|-----------------|-----|--------|
| Line #4 | Mark Unit: A6 | Net Price: | | 732.53 |
| Qty: 1 | | Ext. Net Price: | USD | 732.53 |



As Viewed From The Exterior

CN 2935

RO 29" X 35 5/8"

Egress Information

Width: 21 7/8" Height: 30 23/32"

Net Clear Opening: 4.67 SqFt

Stone White Exterior
White Interior
Elevate Casement - Left Hand
CN 2935
Rough Opening 29" X 35 5/8"
Stone White Exterior
White Interior
IG
Low E2 w/Argon
Stainless Perimeter and Spacer Bar
7/8" SDL - With Spacer Bar - Stainless
Rectangular - Special Cut 2W1H
Stone White Ext - White Int
White Folding Handle with Coastal Hardware
Interior Aluminum Screen
Bright View Mesh
White Surround
***Screen/Combo Ship Loose

6 9/16" Jambs

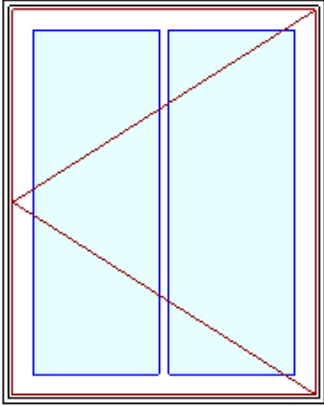
Jamb Extension from 4 9/16" to 6 9/16"

Nailing Fin

***Note: Divided lite cut alignment may not be accurately represented in the OMS drawing. Please consult your local representative for exact specifications.

***Note: Unit Availability and Price is Subject to Change

| | | | | |
|---------|-----------------|-----------------|-----|--------|
| Line #5 | Mark Unit: A6-T | Net Price: | | 838.02 |
| Qty: 1 | | Ext. Net Price: | USD | 838.02 |



As Viewed From The Exterior

CN 2935

RO 29" X 35 5/8"

Egress Information

Width: 21 7/8" Height: 30 23/32"

Net Clear Opening: 4.67 SqFt

Stone White Exterior
White Interior
Elevate Casement - Left Hand
CN 2935
Rough Opening 29" X 35 5/8"
Stone White Exterior
White Interior
IG
Tempered Low E2 w/Argon
Stainless Perimeter and Spacer Bar
7/8" SDL - With Spacer Bar - Stainless
Rectangular - Special Cut 2W1H
Stone White Ext - White Int
White Folding Handle with Coastal Hardware
Interior Aluminum Screen
Bright View Mesh
White Surround
***Screen/Combo Ship Loose

6 9/16" Jamb


Jamb Extension from 4 9/16" to 6 9/16"

Nailing Fin

***Note: Divided lite cut alignment may not be accurately represented in the OMS drawing. Please consult your local representative for exact specifications.

***Note: Unit Availability and Price is Subject to Change

| | | | | |
|---------|-----------------|-----------------|-----|--------|
| Line #6 | Mark Unit: A2-6 | Net Price: | | 547.37 |
| Qty: 1 | | Ext. Net Price: | USD | 547.37 |



As Viewed From The Exterior

CN 2935

RO 29" X 35 5/8"

Egress Information

No Egress Information available.

Stone White Exterior
White Interior
Elevate Casement - Stationary
CN 2935
Rough Opening 29" X 35 5/8"
Stone White Exterior
White Interior
IG
Low E2 w/Argon
Stainless Perimeter and Spacer Bar
7/8" SDL - With Spacer Bar - Stainless
Rectangular - Special Cut 2W1H
Stone White Ext - White Int

6 9/16" Jamb

Jamb Extension from 4 9/16" to 6 9/16"


Nailing Fin

***Note: Divided lite cut alignment may not be accurately represented in the OMS drawing. Please consult your local representative for exact specifications.

***Note: Unit Availability and Price is Subject to Change

| | | | | |
|---------|-------------------|-----------------|-----|--------|
| Line #7 | Mark Unit: A2-6-T | Net Price: | | 652.86 |
| Qty: 1 | | Ext. Net Price: | USD | 652.86 |

MARVIN 



As Viewed From The Exterior

CN 2935

RO 29" X 35 5/8"

Egress Information

No Egress Information available.

Stone White Exterior
White Interior
Elevate Casement - Stationary
CN 2935
Rough Opening 29" X 35 5/8"
Stone White Exterior
White Interior
IG
Tempered Low E2 w/Argon
Stainless Perimeter and Spacer Bar
7/8" SDL - With Spacer Bar - Stainless
Rectangular - Special Cut 2W1H
Stone White Ext - White Int

6 9/16" Jamb

Jamb Extension from 4 9/16" to 6 9/16"

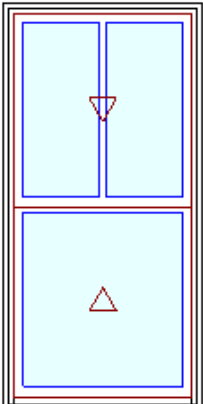
Nailing Fin

***Note: Divided lite cut alignment may not be accurately represented in the OMS drawing. Please consult your local representative for exact specifications.

***Note: Unit Availability and Price is Subject to Change

| | | | | |
|---------|--------------|-----------------|-----|----------|
| Line #8 | Mark Unit: B | Net Price: | | 728.10 |
| Qty: 10 | | Ext. Net Price: | USD | 7,281.00 |

MARVIN 



As Viewed From The Exterior

CN 3060

RO 30 1/2" X 60 1/4"

Egress Information

Width: 26 3/8" Height: 24 33/64"

Net Clear Opening: 4.49 SqFt

Stone White Exterior
White Interior
Elevate Double Hung
CN 3060
Rough Opening 30 1/2" X 60 1/4"
Top Sash
Stone White Exterior
White Interior
IG
Low E2 w/Argon
Stainless Perimeter and Spacer Bar
7/8" SDL - With Spacer Bar - Stainless
Rectangular - Special Cut 2W1H
Stone White Ext - White Int

Divided Lite Options are inconsistent across the panels of this unit. Ensure the correct Divided Lite Types have been selected.

Bottom Sash

Stone White Exterior

White Interior

IG - 1 Lite

Low E2 w/Argon

Stainless Perimeter Bar

White Weather Strip Package

White Sash Lock

PG Upgrade

Exterior Aluminum Screen

Stone White Surround

Bright View Mesh

***Screen/Combo Ship Loose

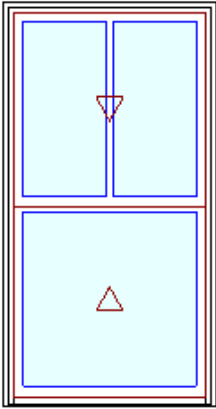
4 9/16" Jamb

Nailing Fin

***Note: Divided lite cut alignment may not be accurately represented in the OMS drawing. Please consult your local representative for exact specifications.

***Note: Unit Availability and Price is Subject to Change

| | | | | |
|---------|--------------|-----------------|-----|----------|
| Line #9 | Mark Unit: C | Net Price: | | 761.30 |
| Qty: 9 | | Ext. Net Price: | USD | 6,851.70 |

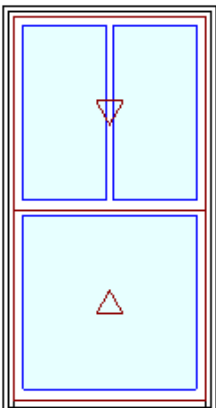


As Viewed From The Exterior

CN 3260
RO 32 1/2" X 60 1/4"
Egress Information
Width: 28 3/8" Height: 24 33/64"
Net Clear Opening: 4.83 SqFt

Stone White Exterior
White Interior
Elevate Double Hung
CN 3260
Rough Opening 32 1/2" X 60 1/4"
Top Sash
Stone White Exterior
White Interior
IG
Low E2 w/Argon
Stainless Perimeter and Spacer Bar
7/8" SDL - With Spacer Bar - Stainless
Rectangular - Special Cut 2W1H
Stone White Ext - White Int
Divided Lite Options are inconsistent across the panels of this unit. Ensure the correct Divided Lite Types have been selected.
Bottom Sash
Stone White Exterior
White Interior
IG - 1 Lite
Low E2 w/Argon
Stainless Perimeter Bar
White Weather Strip Package
White Sash Lock
PG Upgrade
Exterior Aluminum Screen
Stone White Surround
Bright View Mesh
***Screen/Combo Ship Loose
4 9/16" Jambs
Nailing Fin
***Note: Divided lite cut alignment may not be accurately represented in the OMS drawing. Please consult your local representative for exact specifications.
***Note: Unit Availability and Price is Subject to Change

| | | | | |
|----------|-----------------|-----------------|-----|----------|
| Line #10 | Mark Unit: C6-T | Net Price: | | 1,018.02 |
| Qty: 1 | | Ext. Net Price: | USD | 1,018.02 |



As Viewed From The Exterior

CN 3260
RO 32 1/2" X 60 1/4"
Egress Information


Stone White Exterior
White Interior
Elevate Double Hung
CN 3260
Rough Opening 32 1/2" X 60 1/4"
Glass Add For All Sash
Top Sash
Stone White Exterior
White Interior
IG
Tempered Low E2 w/Argon
Stainless Perimeter and Spacer Bar
7/8" SDL - With Spacer Bar - Stainless
Rectangular - Special Cut 2W1H
Stone White Ext - White Int
Divided Lite Options are inconsistent across the panels of this unit. Ensure the correct Divided Lite Types have been selected.
Bottom Sash
Stone White Exterior
White Interior
IG - 1 Lite
Tempered Low E2 w/Argon

Width: 28 3/8" Height: 24 33/64"
Net Clear Opening: 4.83 SqFt

Stainless Perimeter Bar
White Weather Strip Package
White Sash Lock
PG Upgrade
Exterior Aluminum Screen
Stone White Surround
Bright View Mesh
***Screen/Combo Ship Loose
6 9/16" Jambs
Jamb Extension from 4 9/16" to 6 9/16"
Nailing Fin
***Note: Divided lite cut alignment may not be accurately represented in the OMS drawing. Please consult your local representative for exact specifications.
***Note: Unit Availability and Price is Subject to Change

| | | | | |
|----------|--------------|-----------------|-----|----------|
| Line #11 | Mark Unit: D | Net Price: | | 599.75 |
| Qty: 4 | | Ext. Net Price: | USD | 2,399.00 |

MARVIN 



As Viewed From The Exterior

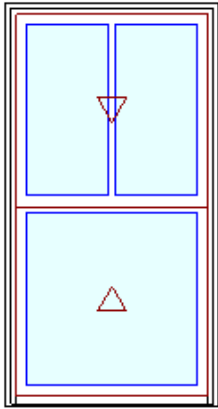
CN 3735
RO 37" X 35 5/8"
Egress Information
No Egress Information available.

Stone White Exterior
White Interior
Elevate Awning - Stationary
CN 3735
Rough Opening 37" X 35 5/8"
Stone White Exterior
White Interior
IG
Low E2 w/Argon
Stainless Perimeter and Spacer Bar
7/8" SDL - With Spacer Bar - Stainless
Rectangular - Special Cut 2W1H
Stone White Ext - White Int
4 9/16" Jambs
Nailing Fin
***Note: Divided lite cut alignment may not be accurately represented in the OMS drawing. Please consult your local representative for exact specifications.
***Note: Unit Availability and Price is Subject to Change

| | | | | |
|----------|--------------|-----------------|-----|--------|
| Line #12 | Mark Unit: E | Net Price: | | 691.95 |
| Qty: 1 | | Ext. Net Price: | USD | 691.95 |

MARVIN 

Stone White Exterior
White Interior
Elevate Double Hung
CN 3056
Rough Opening 30 1/2" X 56 1/4"
Top Sash
Stone White Exterior
White Interior
IG
Low E2 w/Argon
Stainless Perimeter and Spacer Bar
7/8" SDL - With Spacer Bar - Stainless
Rectangular - Special Cut 2W1H
Stone White Ext - White Int
Divided Lite Options are inconsistent across the panels of this unit. Ensure the correct Divided Lite Types have been selected.
Bottom Sash
Stone White Exterior
White Interior



As Viewed From The Exterior

CN 3056

RO 30 1/2" X 56 1/4"

Egress Information

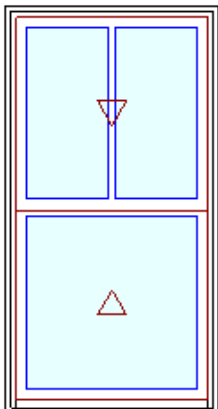
Width: 26 3/8" Height: 22 33/64"

Net Clear Opening: 4.12 SqFt

IG - 1 Lite
Low E2 w/Argon
Stainless Perimeter Bar
White Weather Strip Package
White Sash Lock
PG Upgrade
Exterior Aluminum Screen
Stone White Surround
Bright View Mesh
***Screen/Combo Ship Loose
4 9/16" Jambs
Nailing Fin
***Note: Divided lite cut alignment may not be accurately represented in the OMS drawing. Please consult your local representative for exact specifications.
***Note: Unit Availability and Price is Subject to Change

| | | | | |
|----------|----------------|-----------------|-----|----------|
| Line #13 | Mark Unit: E-T | Net Price: | | 867.52 |
| Qty: 2 | | Ext. Net Price: | USD | 1,735.04 |

MARVIN 



As Viewed From The Exterior

CN 3056

RO 30 1/2" X 56 1/4"

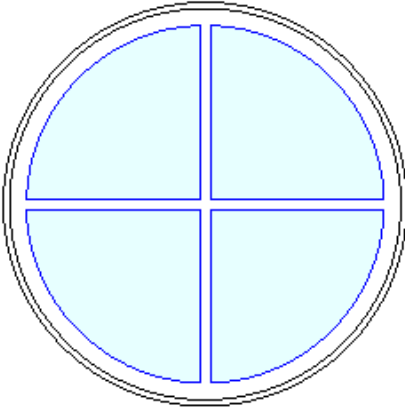
Egress Information

Width: 26 3/8" Height: 22 33/64"

Net Clear Opening: 4.12 SqFt

Stone White Exterior
White Interior
Elevate Double Hung
CN 3056
Rough Opening 30 1/2" X 56 1/4"
Glass Add For All Sash
Top Sash
Stone White Exterior
White Interior
IG
Tempered Low E2 w/Argon
Stainless Perimeter and Spacer Bar
7/8" SDL - With Spacer Bar - Stainless
Rectangular - Special Cut 2W1H
Stone White Ext - White Int
Divided Lite Options are inconsistent across the panels of this unit. Ensure the correct Divided Lite Types have been selected.
Bottom Sash
Stone White Exterior
White Interior
IG - 1 Lite
Tempered Low E2 w/Argon
Stainless Perimeter Bar
White Weather Strip Package
White Sash Lock
PG Upgrade
Exterior Aluminum Screen
Stone White Surround
Bright View Mesh
***Screen/Combo Ship Loose
4 9/16" Jambs
Nailing Fin
***Note: Divided lite cut alignment may not be accurately represented in the OMS drawing. Please consult your local representative for exact specifications.
***Note: Unit Availability and Price is Subject to Change

| | | | |
|----------|--------------|---------------------|----------|
| Line #14 | Mark Unit: F | Net Price: | 2,340.72 |
| Qty: 1 | | Ext. Net Price: USD | 2,340.72 |

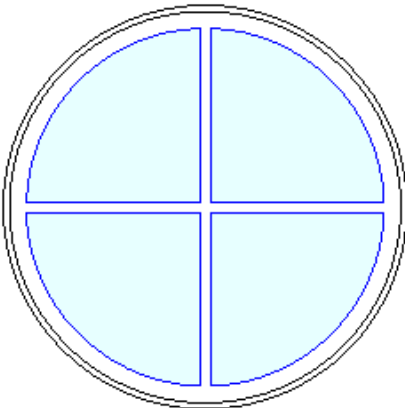


As Viewed From The Exterior

CN 3636
RO 36" X 36"
Egress Information
No Egress Information available.

Stone White Exterior
White Interior
Elevate Aluminum Direct Glaze Round Top Double Hung RT27
CN 3636
Rough Opening 36" X 36"
IG
Low E2 w/Argon
Stainless Perimeter and Spacer Bar
7/8" SDL - With Spacer Bar - Stainless
Rectangular - Standard Cut 2W2H
4 Rect Lites
Stone White Ext - White Int
W1366 Interior Trim Pine
4 9/16" Jamb
Nailing Fin - Stand Alone
***Note: Divided lite cut alignment may not be accurately represented in the OMS drawing. Please consult your local representative for exact specifications.
***Note: Unit Availability and Price is Subject to Change

| | | | |
|----------|---------------|---------------------|----------|
| Line #15 | Mark Unit: F6 | Net Price: | 2,487.52 |
| Qty: 1 | | Ext. Net Price: USD | 2,487.52 |



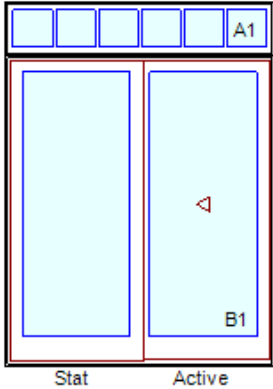
As Viewed From The Exterior

CN 3636
RO 36" X 36"
Egress Information
No Egress Information available.

Stone White Exterior
White Interior
Elevate Aluminum Direct Glaze Round Top Double Hung RT27
CN 3636
Rough Opening 36" X 36"
IG
Low E2 w/Argon
Stainless Perimeter and Spacer Bar
7/8" SDL - With Spacer Bar - Stainless
Rectangular - Standard Cut 2W2H
4 Rect Lites
Stone White Ext - White Int
W1366 Interior Trim Pine
6 9/16" Jamb
Jamb Extension from 4 9/16" to 6 9/16"
Nailing Fin - Stand Alone
***Note: Divided lite cut alignment may not be accurately represented in the OMS drawing. Please consult your local representative for exact specifications.
***Note: Unit Availability and Price is Subject to Change

| | | | | |
|----------|----------------|-----------------|-----|----------|
| Line #16 | Mark Unit: DR2 | Net Price: | | 4,080.22 |
| Qty: 1 | | Ext. Net Price: | USD | 4,080.22 |

MARVIN 



As Viewed From The Exterior

RO 72" X 96 1/2"

Egress Information A1

No Egress Information available.

Egress Information B1

Width: 29 17/64" Height: 77 15/64"

Net Clear Opening: 15.70 SqFt

Feature Mismatch: Divided Lite Options

Stone White Exterior

White Interior

1W2H - Rectangle Assembly

Assembly Rough Opening

72" X 96 1/2"

Unit: A1

Elevate Direct Glaze Rectangle

Basic Frame 71" X 14"

Rough Opening 72" X 14 1/2"

IG

Low E2 w/Argon

Stainless Perimeter and Spacer Bar

7/8" SDL - With Spacer Bar - Stainless

Rectangular - Special Cut 6W1H

Stone White Ext - White Int

Unit: B1

Elevate Sliding French Door OX

CN 6068

Rough Opening 72" X 82 1/2"

Left Panel

Stone White Exterior

White Interior

IG - 1 Lite

Tempered Low E2 w/Argon

Stainless Perimeter Bar

Right Panel

Stone White Exterior

White Interior

IG - 1 Lite

Tempered Low E2 w/Argon

Stainless Perimeter Bar

White Interior Weather Strip Package

Multi-Point Lock

Cambridge Handle Satin Nickel PVD Keyed Exterior Primary Handle Set

Cambridge Handle Satin Nickel PVD Interior Primary Handle Set

Keyed Alike - Keyed Alike Group 1

Coastal Lock Mech & Rollers

Exterior Sliding Screen

Stone White Surround

Bright View Mesh

***Screen/Combo Ship Loose

Beige Ultrex Sill / Beige Weather Strip

Standard Mull Charge

4 9/16" Jambs

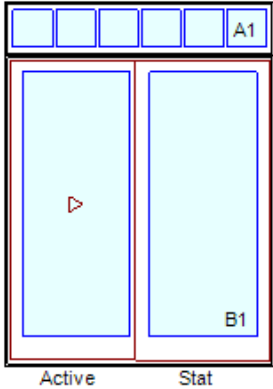
Nailing Fin

***Note: Divided lite cut alignment may not be accurately represented in the

OMS drawing. Please consult your local representative for exact specifications.

***Note: Unit Availability and Price is Subject to Change

| | | | | |
|----------|----------------|-----------------|-----|----------|
| Line #17 | Mark Unit: DR3 | Net Price: | | 4,080.22 |
| Qty: 1 | | Ext. Net Price: | USD | 4,080.22 |



As Viewed From The Exterior

RO 72" X 96 1/2"

Egress Information A1

No Egress Information available.

Egress Information B1

Width: 29 17/64" Height: 77 15/64"

Net Clear Opening: 15.70 SqFt

Feature Mismatch: Divided Lite Options

Stone White Exterior

White Interior

1W2H - Rectangle Assembly

Assembly Rough Opening

72" X 96 1/2"

Unit: A1

Elevate Direct Glaze Rectangle

Basic Frame 71" X 14"

Rough Opening 72" X 14 1/2"

IG

Low E2 w/Argon

Stainless Perimeter and Spacer Bar

7/8" SDL - With Spacer Bar - Stainless

Rectangular - Special Cut 6W1H

Stone White Ext - White Int

Unit: B1

Elevate Sliding French Door XO

CN 6068

Rough Opening 72" X 82 1/2"

Left Panel

Stone White Exterior

White Interior

IG - 1 Lite

Tempered Low E2 w/Argon

Stainless Perimeter Bar

Right Panel

Stone White Exterior

White Interior

IG - 1 Lite

Tempered Low E2 w/Argon

Stainless Perimeter Bar

White Interior Weather Strip Package

Multi-Point Lock

Cambridge Handle Satin Nickel PVD Keyed Exterior Primary Handle Set

Cambridge Handle Satin Nickel PVD Interior Primary Handle Set

Keyed Alike - Keyed Alike Group 1

Coastal Lock Mech & Rollers

Exterior Sliding Screen

Stone White Surround

Bright View Mesh

***Screen/Combo Ship Loose

Beige Ultrex Sill / Beige Weather Strip

Standard Mull Charge

4 9/16" Jambs

Nailing Fin

***Note: Divided lite cut alignment may not be accurately represented in the

OMS drawing. Please consult your local representative for exact specifications.

***Note: Unit Availability and Price is Subject to Change

| | | | | |
|----------|----------------|-----------------|-----|----------|
| Line #18 | Mark Unit: DR4 | Net Price: | | 4,080.22 |
| Qty: 1 | | Ext. Net Price: | USD | 4,080.22 |



Feature Mismatch: Divided Lite Options

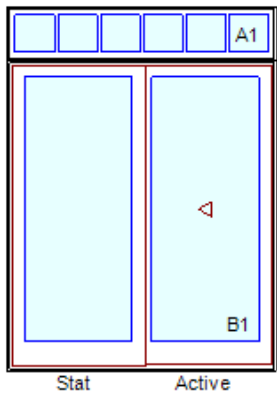
Stone White Exterior

White Interior

1W2H - Rectangle Assembly

Assembly Rough Opening

72" X 96 1/2"



As Viewed From The Exterior

RO 72" X 96 1/2"
Egress Information A1
No Egress Information available.
Egress Information B1
Width: 29 17/64" Height: 77 15/64"
Net Clear Opening: 15.70 SqFt

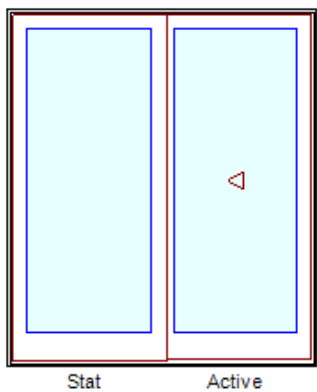
Unit: A1
Elevate Direct Glaze Rectangle
Basic Frame 71" X 14"
Rough Opening 72" X 14 1/2"
IG
Low E2 w/Argon
Stainless Perimeter and Spacer Bar
7/8" SDL - With Spacer Bar - Stainless
Rectangular - Special Cut 6W1H
Stone White Ext - White Int

Unit: B1
Elevate Sliding French Door OX
CN 6068
Rough Opening 72" X 82 1/2"
Left Panel
Stone White Exterior
White Interior
IG - 1 Lite
Tempered Low E2 w/Argon
Stainless Perimeter Bar
Right Panel
Stone White Exterior
White Interior
IG - 1 Lite
Tempered Low E2 w/Argon
Stainless Perimeter Bar
White Interior Weather Strip Package
Multi-Point Lock
Cambridge Handle Satin Nickel PVD Keyed Exterior Primary Handle Set
Cambridge Handle Satin Nickel PVD Interior Primary Handle Set
Keyed Alike - Keyed Alike Group 1
Coastal Lock Mech & Rollers
Exterior Sliding Screen
Stone White Surround
Bright View Mesh
***Screen/Combo Ship Loose
Beige Ultrex Sill / Beige Weather Strip
Standard Mull Charge
4 9/16" Jambs
Nailing Fin
***Note: Divided lite cut alignment may not be accurately represented in the OMS drawing. Please consult your local representative for exact specifications.
***Note: Unit Availability and Price is Subject to Change

| | | | | |
|----------|----------------|-----------------|-----|----------|
| Line #19 | Mark Unit: DR6 | Net Price: | | 3,195.72 |
| Qty: 1 | | Ext. Net Price: | USD | 3,195.72 |



Stone White Exterior
White Interior
Elevate Sliding French Door OX
CN 6068
Rough Opening 72" X 82 1/2"
Left Panel
Stone White Exterior
White Interior
IG - 1 Lite
Tempered Low E2 w/Argon
Stainless Perimeter Bar
Right Panel
Stone White Exterior
White Interior
IG - 1 Lite
Tempered Low E2 w/Argon
Stainless Perimeter Bar
White Interior Weather Strip Package

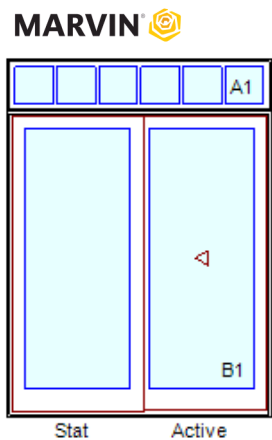


As Viewed From The Exterior

CN 6068
RO 72" X 82 1/2"
Egress Information
Width: 29 17/64" Height: 77 15/64"
Net Clear Opening: 15.70 SqFt

- Multi-Point Lock
- Cambridge Handle Satin Nickel PVD Keyed Exterior Primary Handle Set
- Cambridge Handle Satin Nickel PVD Interior Primary Handle Set
- Keyed Alike - Keyed Alike Group 1
- Coastal Lock Mech & Rollers
- Exterior Sliding Screen
- Stone White Surround
- Bright View Mesh
- ***Screen/Combo Ship Loose
- Beige Ultrex Sill / Beige Weather Strip
- 4 9/16" Jambs
- Nailing Fin
- ***Note: Unit Availability and Price is Subject to Change

| | | | | |
|----------|----------------|-----------------|-----|----------|
| Line #20 | Mark Unit: DR7 | Net Price: | | 4,218.91 |
| Qty: 1 | | Ext. Net Price: | USD | 4,218.91 |



As Viewed From The Exterior

RO 72" X 96 1/2"
Egress Information A1
No Egress Information available.
Egress Information B1
Width: 29 17/64" Height: 77 15/64"
Net Clear Opening: 15.70 SqFt

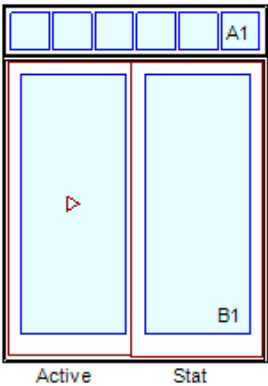
Feature Mismatch: Divided Lite Options

- Stone White Exterior
- White Interior
- 1W2H - Rectangle Assembly
- Assembly Rough Opening
- 72" X 96 1/2"
- Unit: A1
 - Elevate Direct Glaze Rectangle
 - Basic Frame 71" X 14"
 - Rough Opening 72" X 14 1/2"
 - IG
 - Low E2 w/Argon
 - Stainless Perimeter and Spacer Bar
 - 7/8" SDL - With Spacer Bar - Stainless
 - Rectangular - Special Cut 6W1H
 - Stone White Ext - White Int
- Unit: B1
 - Elevate Sliding French Door OX
 - CN 6068
 - Rough Opening 72" X 82 1/2"
 - Left Panel
 - Stone White Exterior
 - White Interior
 - IG - 1 Lite
 - Tempered Low E2 w/Argon
 - Stainless Perimeter Bar
 - Right Panel
 - Stone White Exterior
 - White Interior
 - IG - 1 Lite
 - Tempered Low E2 w/Argon
 - Stainless Perimeter Bar
 - White Interior Weather Strip Package
 - Multi-Point Lock
 - Cambridge Handle Satin Nickel PVD Keyed Exterior Primary Handle Set
 - Cambridge Handle Satin Nickel PVD Interior Primary Handle Set
 - Keyed Alike - Keyed Alike Group 1
 - Coastal Lock Mech & Rollers

Exterior Sliding Screen
Stone White Surround
Bright View Mesh
***Screen/Combo Ship Loose
Beige Ultrex Sill / Beige Weather Strip
Standard Mull Charge
6 9/16" Jambs
Jamb Extension from 4 9/16" to 6 9/16"
Nailing Fin
***Note: Divided lite cut alignment may not be accurately represented in the OMS drawing. Please consult your local representative for exact specifications.
***Note: Unit Availability and Price is Subject to Change

| | | | | |
|----------|----------------|-----------------|-----|----------|
| Line #21 | Mark Unit: DR8 | Net Price: | | 4,218.91 |
| Qty: 1 | | Ext. Net Price: | USD | 4,218.91 |

MARVIN®



As Viewed From The Exterior

RO 72" X 96 1/2"
Egress Information A1
No Egress Information available.
Egress Information B1
Width: 29 17/64" Height: 77 15/64"
Net Clear Opening: 15.70 SqFt

Feature Mismatch: Divided Lite Options

Stone White Exterior
White Interior
1W2H - Rectangle Assembly
Assembly Rough Opening
72" X 96 1/2"

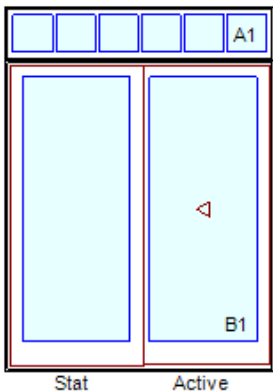
Unit: A1
Elevate Direct Glaze Rectangle
Basic Frame 71" X 14"
Rough Opening 72" X 14 1/2"
IG
Low E2 w/Argon
Stainless Perimeter and Spacer Bar
7/8" SDL - With Spacer Bar - Stainless
Rectangular - Special Cut 6W1H
Stone White Ext - White Int

Unit: B1
Elevate Sliding French Door XO
CN 6068
Rough Opening 72" X 82 1/2"
Left Panel
Stone White Exterior
White Interior
IG - 1 Lite
Tempered Low E2 w/Argon
Stainless Perimeter Bar
Right Panel
Stone White Exterior
White Interior
IG - 1 Lite
Tempered Low E2 w/Argon
Stainless Perimeter Bar
White Interior Weather Strip Package
Multi-Point Lock
Cambridge Handle Satin Nickel PVD Keyed Exterior Primary Handle Set
Cambridge Handle Satin Nickel PVD Interior Primary Handle Set
Keyed Alike - Keyed Alike Group 1
Coastal Lock Mech & Rollers
Exterior Sliding Screen
Stone White Surround
Bright View Mesh
***Screen/Combo Ship Loose
Beige Ultrex Sill / Beige Weather Strip
Standard Mull Charge
6 9/16" Jambs
Jamb Extension from 4 9/16" to 6 9/16"
Nailing Fin
***Note: Divided lite cut alignment may not be accurately represented in the

OMS drawing. Please consult your local representative for exact specifications.
***Note: Unit Availability and Price is Subject to Change

| | | | | |
|----------|----------------|-----------------|-----|----------|
| Line #22 | Mark Unit: DR9 | Net Price: | | 4,080.22 |
| Qty: 1 | | Ext. Net Price: | USD | 4,080.22 |

MARVIN 



As Viewed From The Exterior

RO 72" X 96 1/2"

Egress Information A1

No Egress Information available.

Egress Information B1

Width: 29 17/64" Height: 77 15/64"

Net Clear Opening: 15.70 SqFt

Feature Mismatch: Divided Lite Options

Stone White Exterior

White Interior

1W2H - Rectangle Assembly

Assembly Rough Opening

72" X 96 1/2"

Unit: A1

Elevate Direct Glaze Rectangle

Basic Frame 71" X 14"

Rough Opening 72" X 14 1/2"

IG

Low E2 w/Argon

Stainless Perimeter and Spacer Bar

7/8" SDL - With Spacer Bar - Stainless

Rectangular - Special Cut 6W1H

Stone White Ext - White Int

Unit: B1

Elevate Sliding French Door OX

CN 6068

Rough Opening 72" X 82 1/2"

Left Panel

Stone White Exterior

White Interior

IG - 1 Lite

Tempered Low E2 w/Argon

Stainless Perimeter Bar

Right Panel

Stone White Exterior

White Interior

IG - 1 Lite

Tempered Low E2 w/Argon

Stainless Perimeter Bar

White Interior Weather Strip Package

Multi-Point Lock

Cambridge Handle Satin Nickel PVD Keyed Exterior Primary Handle Set

Cambridge Handle Satin Nickel PVD Interior Primary Handle Set

Keyed Alike - Keyed Alike Group 1

Coastal Lock Mech & Rollers

Exterior Sliding Screen

Stone White Surround

Bright View Mesh

***Screen/Combo Ship Loose

Beige Ultrex Sill / Beige Weather Strip

Standard Mull Charge

4 9/16" Jambs

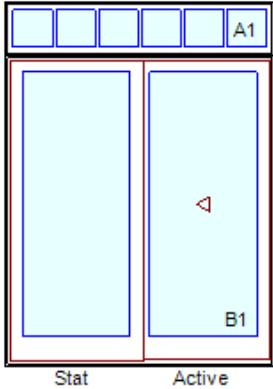
Nailing Fin

***Note: Divided lite cut alignment may not be accurately represented in the OMS drawing. Please consult your local representative for exact specifications.

***Note: Unit Availability and Price is Subject to Change

| | | | | |
|----------|-----------------|-----------------|-----|----------|
| Line #23 | Mark Unit: DR10 | Net Price: | | 4,080.22 |
| Qty: 1 | | Ext. Net Price: | USD | 4,080.22 |

MARVIN 



As Viewed From The Exterior

RO 72" X 96 1/2"

Egress Information A1

No Egress Information available.

Egress Information B1

Width: 29 17/64" Height: 77 15/64"

Net Clear Opening: 15.70 SqFt

Feature Mismatch: Divided Lite Options

Stone White Exterior

White Interior

1W2H - Rectangle Assembly

Assembly Rough Opening

72" X 96 1/2"

Unit: A1

Elevate Direct Glaze Rectangle

Basic Frame 71" X 14"

Rough Opening 72" X 14 1/2"

IG

Low E2 w/Argon

Stainless Perimeter and Spacer Bar

7/8" SDL - With Spacer Bar - Stainless

Rectangular - Special Cut 6W1H

Stone White Ext - White Int

Unit: B1

Elevate Sliding French Door OX

CN 6068

Rough Opening 72" X 82 1/2"

Left Panel

Stone White Exterior

White Interior

IG - 1 Lite

Tempered Low E2 w/Argon

Stainless Perimeter Bar

Right Panel

Stone White Exterior

White Interior

IG - 1 Lite

Tempered Low E2 w/Argon

Stainless Perimeter Bar

White Interior Weather Strip Package

Multi-Point Lock

Cambridge Handle Satin Nickel PVD Keyed Exterior Primary Handle Set

Cambridge Handle Satin Nickel PVD Interior Primary Handle Set

Keyed Alike - Keyed Alike Group 1

Coastal Lock Mech & Rollers

Exterior Sliding Screen

Stone White Surround

Bright View Mesh

***Screen/Combo Ship Loose

Beige Ultrex Sill / Beige Weather Strip

Standard Mull Charge

4 9/16" Jambs

Nailing Fin

***Note: Divided lite cut alignment may not be accurately represented in the

OMS drawing. Please consult your local representative for exact specifications.

***Note: Unit Availability and Price is Subject to Change

| | |
|---------------------------------|-----------|
| Project Subtotal Net Price: USD | 64,706.37 |
| 6.000% Sales Tax: USD | 3,882.38 |
| Project Total Net Price: USD | 68,588.75 |

TERMS AND CONDITIONS

- All Marvin Pricing Valid For 30 Days.
- All orders require 50% Deposit at time of order placement / Shop drawing approval.
- All Pricing is for material only unless otherwise stated.
- While we have done our best to quote this project accurately, it is your responsibility to determine that we have quoted what you and your customer want including suitability, Local Code Compliance, and fitness for purpose.
- Review this order carefully. Marvin product is made to order and is not returnable. We cannot accept changes/cancellations after your order has been signed off on and released into production.

We cannot release and order unless this sheet is signed, dated and returned to the sender via e-mail.

- A 3% Convenience Fee will be added for all Credit Card Payments.

PURCHASE APPROVAL/SIGN OFF

| | |
|--|------------------|
| Project Subtotal Net Price: USD | 64,706.37 |
| 6.000% Sales Tax: USD | 3,882.38 |
| Project Total Net Price: USD | 68,588.75 |

I have reviewed all line item quotes in detail and agree that the product specifications and pricing are accurate, and I approve the project for order. I acknowledge that additional charges, tax or Terms and Conditions may apply.

Buyer: _____ Date: _____

• *Installation Option - \$ 13,100.00*

- **INSTALLATION OF WINDOW AND DOOR UNITS AS LISTED IN QUOTE ABOVE AND FIVE EXTERIOR DOORS; ALL UNITS SHALL BE INSTALLED AS PER MANUFACTURERS WRITTEN INSTRUCTIONS AND BY FACTORY TRAINED / INSTALLATION MASTERS CERTIFIED INSTALLERS, METHOD "A1" INSTALLATION. ALL FLASHING MATERIALS INCLUDED COMPLY WITH ASTM E2112-01, SECTION 5.13. (6" BUTYL FLASHING TAPE & FLEX TAPE SILLS, CAULK, LOW EXPANSION FOAM, SHIMS & FASTENERS).**
- **ANY ALTERATION TO OPENINGS NEEDED TO ALLOW FOR PROPER INSTALLATION OF WINDOW/DOOR PRODUCTS WILL BE HANDLED ON A TIME AND MATERIALS BASIS WITH PRIOR APPROVAL FROM GC.**
- **INSTALLERS SHALL CLEAN UP AND DISPOSE OF INSTALLATION RELATED DEBRIS (GC PROVIDED DUMPSTER).**

Buyer: _____ Date: _____