

PRESTON HOMES - JONES RESIDENCE ELEVATE

Quote #: ELX4UMA

A Proposal for Window and Door Products prepared for:

Shipping Address:

ERVIN ARCHITECTURAL PRODUCTS
1255 CAROLINA RD
SUFFOLK, VA 23434-8729



ERVIN ARCHITECTURAL PRODUCTS
PO BOX 2715
VIRGINIA BEACH, VA 23450-2715
Phone: (757) 427-2929

This report was generated on 10/6/2023 12:57:56 PM using the Marvin Order Management System, version 0004.04.00 (Current). Price in USD. Unit availability and price are subject to change. Dealer terms and conditions may apply.

Project Description:

BASED ON PLANS DATED 01/16/2023.

USED CLOSEST STD SIZES.

TEMPERED SAFETY GLAZE IN WINDOWS SHOWN AS 'TEMPERED' ON DRAWING. WINDOW WITH -T INDICATE BOTTOM SASH TEMPERED ONLY.*

4-9/16" JAMBS BASED ON DRAWING NOTES.

WINDOW <D> SPEC'D 4/0x1/6 IN PLAN. SHOWN 48"x24" IN ELEVATION. USED CN4824.

MASTER BR WINDOW SPEC'D SAME AS BREAKFAST WINDOW IN PLAN. SHOWN W/O TRANSOM IN ELEVATION. USED SAME AS BREAKFAST. THESE WINDOWS EXCEED ELEVATE SIZE LIMIT. MAY BE ABLE TO FIELD MULL OR MAY HAVE TO UPGRADE TO ULTIMATE. SALESPERSON TO ADVISE.

GARAGE WINDOWS SPEC'D 2'-8" WIDE IN PLAN. SHOWN 3'-0" WIDE IN ELEVATION. USED CN3672. PLEASE ADVISE.

Featuring products from:



UNIT SUMMARY

The following is a schedule of the windows and doors for this project. For additional unit details, please see Line Item Quotes.

Additional charges, tax or Terms and Conditions may apply. Detail pricing is per unit.

⊗ Lines with Errors Exist on Project - Unit Pricing is not Valid

NUMBER OF LINES: 23	TOTAL UNIT QTY: 39	EXT NET PRICE: USD	84,433.67
---------------------	--------------------	--------------------	-----------

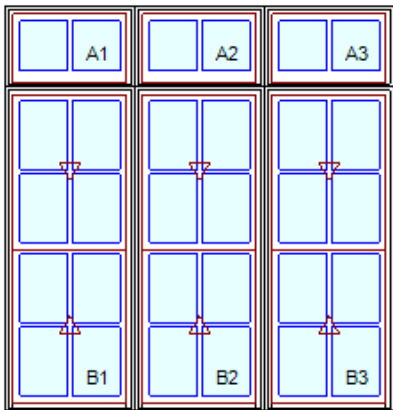
LINE	MARK UNIT	PRODUCT LINE	ITEM	NET PRICE	QTY	EXTENDED NET PRICE
1	A-T*	Elevate	Elevate Assembly RO 77 1/2" X 80"	4,116.35	1	4,116.35
2	B	Elevate	Elevate Assembly RO 72" X 72 1/4"	2,245.57	2	4,491.14
3	C-T	Elevate	Elevate Assembly RO 52" X 48 1/4"	1,828.03	2	3,656.06
4	D	Elevate	Double Hung Picture CN 4824 RO 48 1/2" X 24 1/4"	791.55	1	791.55
⊗ 5	E-T*	Elevate	Elevate Assembly RO 95 1/2" X 88"	5,003.84	2	10,007.68
6	F-T*	Elevate	Elevate Assembly RO 32 1/2" X 88"	1,667.95	2	3,335.90
7	G	Elevate	Double Hung CN 3672 RO 36 1/2" X 72 1/4"	1,122.78	4	4,491.12
8	G-T	Elevate	Double Hung CN 3672 RO 36 1/2" X 72 1/4"	1,392.78	1	1,392.78
9	H	Elevate	Double Hung CN 2648 RO 26 1/2" X 48 1/4"	782.70	1	782.70
10	J	Elevate	Double Hung CN 2648 RO 26 1/2" X 48 1/4"	782.70	3	2,348.10
11	K	Elevate	Elevate Assembly RO 72" X 60 1/4"	2,074.41	1	2,074.41
12	GA	Elevate	Double Hung CN 3056 RO 30 1/2" X 56 1/4"	846.87	2	1,693.74
13	GB	Elevate	Double Hung Picture CN 4824 RO 48 1/2" X 24 1/4"	791.55	1	791.55
14	GC	Elevate	Double Hung CN 3256 RO 32 1/2" X 56 1/4"	881.54	3	2,644.62
15	GD	Elevate	Elevate Assembly RO 64" X 56 1/4"	1,969.65	1	1,969.65
16	GE	Elevate	Double Hung CN 3260 RO 32 1/2" X 60 1/4"	916.22	4	3,664.88
17	GE-T	Elevate	Double Hung CN 3260 RO 32 1/2" X 60 1/4"	1,116.87	1	1,116.87

18	DR1 - ENTRY	Non-Marvin	Materials SIZE AND STYLE - TBD - \$10,000.00 ALLOWANCE	10,000.00	1	10,000.00
19	DR2	Elevate	Outswing French Door CN 3068 RO 37 5/16" X 82 1/2"	2,750.14	1	2,750.14
20	DR3	Elevate	Sliding French Door CN 12080 RO 142" X 96"	9,238.21	1	9,238.21
21	DR4	Elevate	Sliding French Door CN 12080 RO 142" X 96"	8,821.41	1	8,821.41
22	DR5 - GARAGE MAN DOOR	Non-Marvin	Materials Ext Smooth Star Single Door 36" x 80" S2150-SDLLE (SDL), 4 9/16" On-Guard Primed, Left Hand Inswing, Brushed Nickel Ball Bearing Hinges, Mill Finish w Light Cap Composite Adjustable Sill, Bronze Compression Weatherstripping, Double Lock Bore 2-3/4" Backset Bore, Strike Prep Rough Opening: 38 1/2" x 82 1/2" Total Unit: 37 5/8" x 82"	1,418.27	1	1,418.27
23	DRG1/DRG2 - DETACHED GARAGE	Non-Marvin	Materials Ext Smooth Star Single Door 36" x 80" S2150-SDLLE (SDL), 4 9/16" On-Guard Primed, Left Hand/Right Hand Inswing, Brushed Nickel Ball Bearing Hinges, Mill Finish w Light Cap Composite Adjustable Sill, Bronze Compression Weatherstripping, Double Lock Bore 2- 3/4" Backset Bore, Strike Prep Rough Opening: 38 1/2" x 82 1/2" Total Unit: 37 5/8" x 82"	1,418.27	2	2,836.54

LINE ITEM QUOTES

The following is a schedule of the windows and doors for this project. For additional unit details, please see Line Item Quotes. Additional charges, tax or Terms and Conditions may apply. Detail pricing is per unit.

Line #1	Mark Unit: A-T*	Net Price:		4,116.35
Qty: 1		Ext. Net Price:	USD	4,116.35



As Viewed From The Exterior

RO 77 1/2" X 80"

Egress Information A1, A2, A3

No Egress Information available.

Egress Information B1, B2, B3

Width: 22 3/8" Height: 26 33/64"

Net Clear Opening: 4.12 SqFt

Stone White Exterior

White Interior

3W2H - Rectangle Assembly

Assembly Rough Opening

77 1/2" X 80"

Unit: A1: A2:A3

Elevate Double Hung Transom

CN 2616

Stone White Exterior

White Interior

IG

Low E2 w/Argon

Stainless Perimeter and Spacer Bar

7/8" SDL - With Spacer Bar - Stainless

Rectangular - Standard Cut 2W1H

Stone White Ext - White Int

PG Upgrade

Unit: B1: B2: B3

Elevate Double Hung

CN 2664

Top Sash

Stone White Exterior

White Interior

IG

Low E2 w/Argon

Stainless Perimeter and Spacer Bar

7/8" SDL - With Spacer Bar - Stainless

Rectangular - Special Cut 2W2H

Stone White Ext - White Int

Bottom Sash

Stone White Exterior

White Interior

IG

Tempered Low E2 w/Argon

Stainless Perimeter and Spacer Bar

7/8" SDL - With Spacer Bar - Stainless

Rectangular - Standard Cut 2W2H

Stone White Ext - White Int

White Weather Strip Package

1 White Sash Lock

PG Upgrade

Exterior Aluminum Screen

Stone White Surround

Bright View Mesh

***Screen/Combo Ship Loose

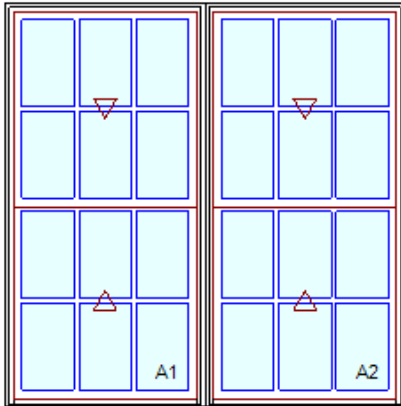
4 9/16" Jambs

Nailing Fin

***Note: Divided lite cut alignment may not be accurately represented in the OMS drawing. Please consult your local representative for exact specifications.

***Note: Unit Availability and Price is Subject to Change

Line #2	Mark Unit: B	Net Price:		2,245.57
Qty: 2		Ext. Net Price:	USD	4,491.14



As Viewed From The Exterior

RO 72" X 72 1/4"

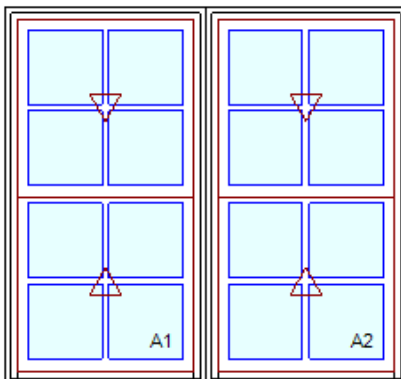
Egress Information A1, A2

Width: 32 3/8" Height: 30 33/64"

Net Clear Opening: 6.86 SqFt

Stone White Exterior
White Interior
2W1H - Rectangle Assembly
Assembly Rough Opening
72" X 72 1/4"
Unit: A1: A2
Elevate Double Hung
CN 3672
Top / Bottom Sash
Stone White Exterior
White Interior
IG
Low E2 w/Argon
Stainless Perimeter and Spacer Bar
7/8" SDL - With Spacer Bar - Stainless
Rectangular - Special Cut 3W2H
Stone White Ext - White Int
White Weather Strip Package
1 White Sash Lock
PG Upgrade
Exterior Aluminum Screen
Stone White Surround
Bright View Mesh
***Screen/Combo Ship Loose
4 9/16" Jambs
Nailing Fin
***Note: Divided lite cut alignment may not be accurately represented in the
OMS drawing. Please consult your local representative for exact specifications.
***Note: Unit Availability and Price is Subject to Change

Line #3	Mark Unit: C-T	Net Price:		1,828.03
Qty: 2		Ext. Net Price:	USD	3,656.06



As Viewed From The Exterior

RO 52" X 48 1/4"

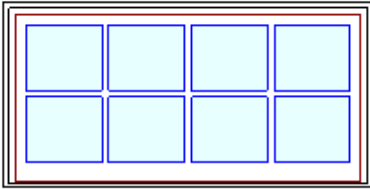
Egress Information A1, A2

Width: 22 3/8" Height: 18 33/64"

Net Clear Opening: 2.88 SqFt

Stone White Exterior
White Interior
2W1H - Rectangle Assembly
Assembly Rough Opening
52" X 48 1/4"
Unit: A1: A2
Elevate Double Hung
CN 2648
Top / Bottom Sash
Stone White Exterior
White Interior
IG
Tempered Low E2 w/Argon
Stainless Perimeter and Spacer Bar
7/8" SDL - With Spacer Bar - Stainless
Rectangular - Standard Cut 2W2H
Stone White Ext - White Int
White Weather Strip Package
1 White Sash Lock
PG Upgrade
Exterior Aluminum Screen
Stone White Surround
Bright View Mesh
***Screen/Combo Ship Loose
4 9/16" Jambs
Nailing Fin
***Note: Divided lite cut alignment may not be accurately represented in the
OMS drawing. Please consult your local representative for exact specifications.
***Note: Unit Availability and Price is Subject to Change

Line #4	Mark Unit: D	Net Price:		791.55
Qty: 1		Ext. Net Price:	USD	791.55



As Viewed From The Exterior

CN 4824

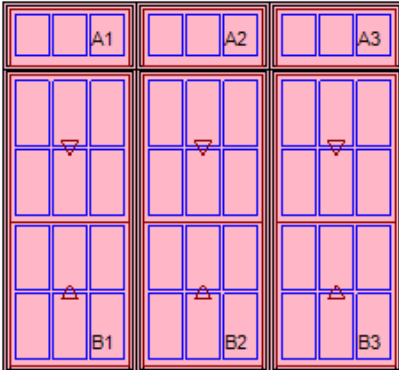
RO 48 1/2" X 24 1/4"

Egress Information

No Egress Information available.

Stone White Exterior
White Interior
Elevate Double Hung Picture
CN 4824
Rough Opening 48 1/2" X 24 1/4"
Stone White Exterior
White Interior
IG
Low E2 w/Argon
Stainless Perimeter and Spacer Bar
7/8" SDL - With Spacer Bar - Stainless
Rectangular - Standard Cut 4W2H
Stone White Ext - White Int
PG Upgrade
4 9/16" Jamb
Nailing Fin
***Note: Divided lite cut alignment may not be accurately represented in the OMS drawing. Please consult your local representative for exact specifications.
***Note: Unit Availability and Price is Subject to Change

Line #5	Mark Unit: E-T*	Net Price:		5,003.84
Qty: 2		Ext. Net Price:	USD	10,007.68



As Viewed From The Exterior

RO 95 1/2" X 88"

Egress Information A1, A2, A3

No Egress Information available.

Egress Information B1, B2, B3

Width: 28 3/8" Height: 30 33/64"

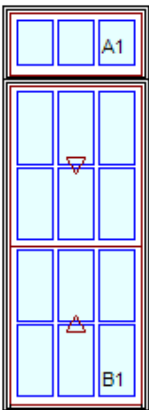
Net Clear Opening: 6.01 SqFt

Stone White Exterior
White Interior
3W2H - Rectangle Assembly
Assembly Rough Opening
95 1/2" X 88"
Error: Elevate Assembly exceeds maximum size.
Unit: A1: A2: A3
Elevate Double Hung Transom
CN 3216
Stone White Exterior
White Interior
IG
Low E2 w/Argon
Stainless Perimeter and Spacer Bar
7/8" SDL - With Spacer Bar - Stainless
Rectangular - Standard Cut 3W1H
Stone White Ext - White Int
PG Upgrade
Unit: B1: B2: B3
Elevate Double Hung
CN 3272
Top Sash
Stone White Exterior
White Interior
IG
Low E2 w/Argon
Stainless Perimeter and Spacer Bar
7/8" SDL - With Spacer Bar - Stainless
Rectangular - Special Cut 3W2H
Stone White Ext - White Int
Bottom Sash
Stone White Exterior
White Interior
IG
Tempered Low E2 w/Argon
Stainless Perimeter and Spacer Bar
7/8" SDL - With Spacer Bar - Stainless
Rectangular - Special Cut 3W2H

Stone White Ext - White Int
White Weather Strip Package
1 White Sash Lock
PG Upgrade
Exterior Aluminum Screen
Stone White Surround
Bright View Mesh
***Screen/Combo Ship Loose
4 9/16" Jambs
Nailing Fin
***Note: Divided lite cut alignment may not be accurately represented in the
OMS drawing. Please consult your local representative for exact specifications.
***Note: Unit Availability and Price is Subject to Change
***Error: Pricing is not Valid

Line #6	Mark Unit: F-T*	Net Price:		1,667.95
Qty: 2		Ext. Net Price:	USD	3,335.90

MARVIN 



As Viewed From The Exterior

RO 32 1/2" X 88"

Egress Information A1

No Egress Information available.

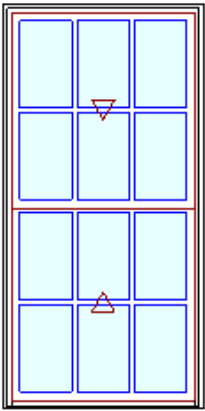
Egress Information B1

Width: 28 3/8" Height: 30 33/64"

Net Clear Opening: 6.01 SqFt

Stone White Exterior
White Interior
1W2H - Rectangle Assembly
Assembly Rough Opening 32 1/2" X 88"
Unit: A1
Elevate Double Hung Transom
CN 3216
Stone White Exterior
White Interior
IG
Low E2 w/Argon
Stainless Perimeter and Spacer Bar
7/8" SDL - With Spacer Bar - Stainless
Rectangular - Standard Cut 3W1H
Stone White Ext - White Int
PG Upgrade
Unit: B1
Elevate Double Hung
CN 3272
Top Sash
Stone White Exterior
White Interior
IG
Low E2 w/Argon
Stainless Perimeter and Spacer Bar
7/8" SDL - With Spacer Bar - Stainless
Rectangular - Special Cut 3W2H
Stone White Ext - White Int
Bottom Sash
Stone White Exterior
White Interior
IG
Tempered Low E2 w/Argon
Stainless Perimeter and Spacer Bar
7/8" SDL - With Spacer Bar - Stainless
Rectangular - Special Cut 3W2H
Stone White Ext - White Int
White Weather Strip Package
1 White Sash Lock
PG Upgrade
Exterior Aluminum Screen
Stone White Surround
Bright View Mesh
***Screen/Combo Ship Loose
4 9/16" Jambs
Nailing Fin
***Note: Divided lite cut alignment may not be accurately represented in the
OMS drawing. Please consult your local representative for exact specifications.
***Note: Unit Availability and Price is Subject to Change

Line #7	Mark Unit: G	Net Price:		1,122.78
Qty: 4		Ext. Net Price:	USD	4,491.12

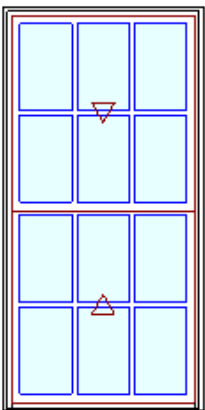


As Viewed From The Exterior

CN 3672
RO 36 1/2" X 72 1/4"
Egress Information
Width: 32 3/8" Height: 30 33/64"
Net Clear Opening: 6.86 SqFt

Stone White Exterior
White Interior
Elevate Double Hung
CN 3672
Rough Opening 36 1/2" X 72 1/4"
Top / Bottom Sash
Stone White Exterior
White Interior
IG
Low E2 w/Argon
Stainless Perimeter and Spacer Bar
7/8" SDL - With Spacer Bar - Stainless
Rectangular - Special Cut 3W2H
Stone White Ext - White Int
White Weather Strip Package
1 White Sash Lock
PG Upgrade
Exterior Aluminum Screen
Stone White Surround
Bright View Mesh
***Screen/Combo Ship Loose
4 9/16" Jamb
Nailing Fin
***Note: Divided lite cut alignment may not be accurately represented in the OMS drawing. Please consult your local representative for exact specifications.
***Note: Unit Availability and Price is Subject to Change

Line #8	Mark Unit: G-T	Net Price:		1,392.78
Qty: 1		Ext. Net Price:	USD	1,392.78

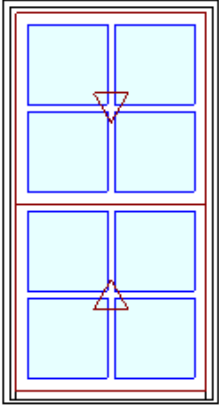


As Viewed From The Exterior

CN 3672
RO 36 1/2" X 72 1/4"
Egress Information
Width: 32 3/8" Height: 30 33/64"
Net Clear Opening: 6.86 SqFt

Stone White Exterior
White Interior
Elevate Double Hung
CN 3672
Rough Opening 36 1/2" X 72 1/4"
Top / Bottom Sash
Stone White Exterior
White Interior
IG
Tempered Low E2 w/Argon
Stainless Perimeter and Spacer Bar
7/8" SDL - With Spacer Bar - Stainless
Rectangular - Special Cut 3W2H
Stone White Ext - White Int
White Weather Strip Package
1 White Sash Lock
PG Upgrade
Exterior Aluminum Screen
Stone White Surround
Bright View Mesh
***Screen/Combo Ship Loose
4 9/16" Jamb
Nailing Fin
***Note: Divided lite cut alignment may not be accurately represented in the OMS drawing. Please consult your local representative for exact specifications.
***Note: Unit Availability and Price is Subject to Change

Line #9	Mark Unit: H	Net Price:		782.70
Qty: 1		Ext. Net Price:	USD	782.70



As Viewed From The Exterior

CN 2648

RO 26 1/2" X 48 1/4"

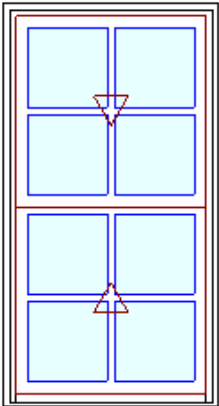
Egress Information

Width: 22 3/8" Height: 18 33/64"

Net Clear Opening: 2.88 SqFt

Stone White Exterior
White Interior
Elevate Double Hung
CN 2648
Rough Opening 26 1/2" X 48 1/4"
Top / Bottom Sash
Stone White Exterior
White Interior
IG
Low E2 w/Argon
Stainless Perimeter and Spacer Bar
7/8" SDL - With Spacer Bar - Stainless
Rectangular - Standard Cut 2W2H
Stone White Ext - White Int
White Weather Strip Package
1 White Sash Lock
PG Upgrade
Exterior Aluminum Screen
Stone White Surround
Bright View Mesh
***Screen/Combo Ship Loose
4 9/16" Jambs
Nailing Fin
***Note: Divided lite cut alignment may not be accurately represented in the OMS drawing. Please consult your local representative for exact specifications.
***Note: Unit Availability and Price is Subject to Change

Line #10	Mark Unit: J	Net Price:		782.70
Qty: 3		Ext. Net Price:	USD	2,348.10



As Viewed From The Exterior

CN 2648

RO 26 1/2" X 48 1/4"

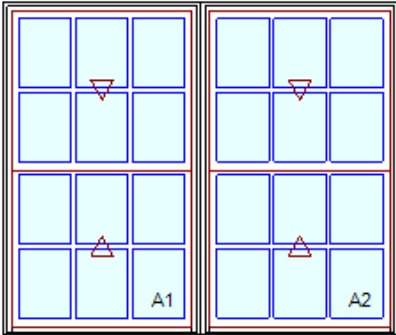
Egress Information

Width: 22 3/8" Height: 18 33/64"

Net Clear Opening: 2.88 SqFt

Stone White Exterior
White Interior
Elevate Double Hung
CN 2648
Rough Opening 26 1/2" X 48 1/4"
Top / Bottom Sash
Stone White Exterior
White Interior
IG
Low E2 w/Argon
Stainless Perimeter and Spacer Bar
7/8" SDL - With Spacer Bar - Stainless
Rectangular - Standard Cut 2W2H
Stone White Ext - White Int
White Weather Strip Package
1 White Sash Lock
PG Upgrade
Exterior Aluminum Screen
Stone White Surround
Bright View Mesh
***Screen/Combo Ship Loose
4 9/16" Jambs
Nailing Fin
***Note: Divided lite cut alignment may not be accurately represented in the OMS drawing. Please consult your local representative for exact specifications.
***Note: Unit Availability and Price is Subject to Change

Line #11	Mark Unit: K	Net Price:		2,074.41
Qty: 1		Ext. Net Price:	USD	2,074.41



As Viewed From The Exterior

RO 72" X 60 1/4"

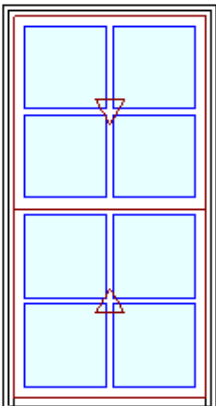
Egress Information A1, A2

Width: 32 3/8" Height: 25 49/64"

Net Clear Opening: 5.79 SqFt

Stone White Exterior
White Interior
2W1H - Rectangle Assembly
Assembly Rough Opening
72" X 60 1/4"
Unit: A1: A2
Elevate Double Hung
CN 3660
Top / Bottom Sash
Stone White Exterior
White Interior
IG
Low E2 w/Argon
Stainless Perimeter and Spacer Bar
7/8" SDL - With Spacer Bar - Stainless
Rectangular - Standard Cut 3W2H
Stone White Ext - White Int
White Weather Strip Package
1 White Sash Lock
PG Upgrade
Exterior Aluminum Screen
Stone White Surround
Bright View Mesh
***Screen/Combo Ship Loose
4 9/16" Jambs
Nailing Fin
***Note: Divided lite cut alignment may not be accurately represented in the OMS drawing. Please consult your local representative for exact specifications.
***Note: Unit Availability and Price is Subject to Change

Line #12	Mark Unit: GA	Net Price:		846.87
Qty: 2		Ext. Net Price:	USD	1,693.74



As Viewed From The Exterior

CN 3056

RO 30 1/2" X 56 1/4"

Egress Information

Width: 26 3/8" Height: 22 33/64"

Net Clear Opening: 4.12 SqFt

Stone White Exterior
White Interior
Elevate Double Hung
CN 3056
Rough Opening 30 1/2" X 56 1/4"
Top / Bottom Sash
Stone White Exterior
White Interior
IG
Low E2 w/Argon
Stainless Perimeter and Spacer Bar
7/8" SDL - With Spacer Bar - Stainless
Rectangular - Standard Cut 2W2H
Stone White Ext - White Int
White Weather Strip Package
1 White Sash Lock
PG Upgrade
Exterior Aluminum Screen
Stone White Surround
Bright View Mesh
***Screen/Combo Ship Loose
4 9/16" Jambs
Nailing Fin
***Note: Divided lite cut alignment may not be accurately represented in the OMS drawing. Please consult your local representative for exact specifications.
***Note: Unit Availability and Price is Subject to Change

Line #13	Mark Unit: GB	Net Price:	791.55
Qty: 1		Ext. Net Price: USD	791.55



As Viewed From The Exterior

CN 4824

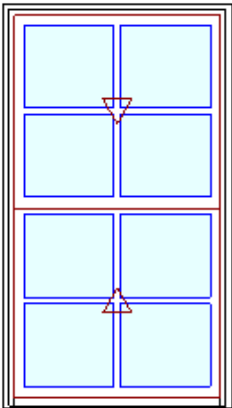
RO 48 1/2" X 24 1/4"

Egress Information

No Egress Information available.

Stone White Exterior
White Interior
Elevate Double Hung Picture
CN 4824
Rough Opening 48 1/2" X 24 1/4"
Stone White Exterior
White Interior
IG
Low E2 w/Argon
Stainless Perimeter and Spacer Bar
7/8" SDL - With Spacer Bar - Stainless
Rectangular - Standard Cut 4W2H
Stone White Ext - White Int
PG Upgrade
4 9/16" Jambs
Nailing Fin
***Note: Divided lite cut alignment may not be accurately represented in the OMS drawing. Please consult your local representative for exact specifications.
***Note: Unit Availability and Price is Subject to Change

Line #14	Mark Unit: GC	Net Price:	881.54
Qty: 3		Ext. Net Price: USD	2,644.62



As Viewed From The Exterior

CN 3256

RO 32 1/2" X 56 1/4"

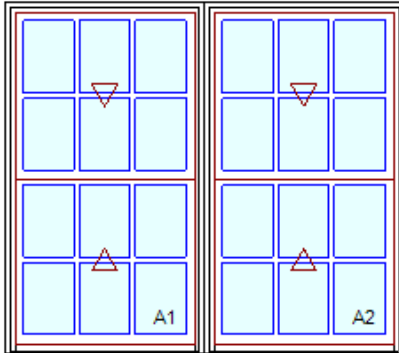
Egress Information

Width: 28 3/8" Height: 22 33/64"

Net Clear Opening: 4.44 SqFt

Stone White Exterior
White Interior
Elevate Double Hung
CN 3256
Rough Opening 32 1/2" X 56 1/4"
Top / Bottom Sash
Stone White Exterior
White Interior
IG
Low E2 w/Argon
Stainless Perimeter and Spacer Bar
7/8" SDL - With Spacer Bar - Stainless
Rectangular - Standard Cut 2W2H
Stone White Ext - White Int
White Weather Strip Package
1 White Sash Lock
PG Upgrade
Exterior Aluminum Screen
Stone White Surround
Bright View Mesh
***Screen/Combo Ship Loose
4 9/16" Jambs
Nailing Fin
***Note: Divided lite cut alignment may not be accurately represented in the OMS drawing. Please consult your local representative for exact specifications.
***Note: Unit Availability and Price is Subject to Change

Line #15	Mark Unit: GD	Net Price:		1,969.65
Qty: 1		Ext. Net Price:	USD	1,969.65



As Viewed From The Exterior

RO 64" X 56 1/4"

Egress Information A1, A2

Width: 28 3/8" Height: 22 33/64"

Net Clear Opening: 4.44 SqFt

Stone White Exterior
White Interior
2W1H - Rectangle Assembly
Assembly Rough Opening
64" X 56 1/4"

Unit: A1: A2

Elevate Double Hung

CN 3256

Top / Bottom Sash

Stone White Exterior

White Interior

IG

Low E2 w/Argon

Stainless Perimeter and Spacer Bar

7/8" SDL - With Spacer Bar - Stainless

Rectangular - Standard Cut 3W2H

Stone White Ext - White Int

White Weather Strip Package

1 White Sash Lock

PG Upgrade

Exterior Aluminum Screen

Stone White Surround

Bright View Mesh

***Screen/Combo Ship Loose

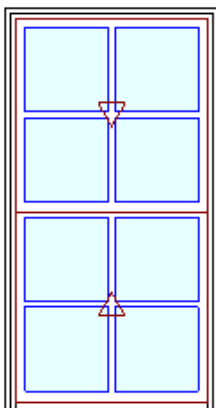
4 9/16" Jambs

Nailing Fin

***Note: Divided lite cut alignment may not be accurately represented in the OMS drawing. Please consult your local representative for exact specifications.

***Note: Unit Availability and Price is Subject to Change

Line #16	Mark Unit: GE	Net Price:		916.22
Qty: 4		Ext. Net Price:	USD	3,664.88



As Viewed From The Exterior

CN 3260

RO 32 1/2" X 60 1/4"

Egress Information

Width: 28 3/8" Height: 24 33/64"

Net Clear Opening: 4.83 SqFt

Stone White Exterior
White Interior
Elevate Double Hung
CN 3260
Rough Opening 32 1/2" X 60 1/4"

Top / Bottom Sash

Stone White Exterior

White Interior

IG

Low E2 w/Argon

Stainless Perimeter and Spacer Bar

7/8" SDL - With Spacer Bar - Stainless

Rectangular - Standard Cut 2W2H

Stone White Ext - White Int

White Weather Strip Package

1 White Sash Lock

PG Upgrade

Exterior Aluminum Screen

Stone White Surround

Bright View Mesh

***Screen/Combo Ship Loose

4 9/16" Jambs

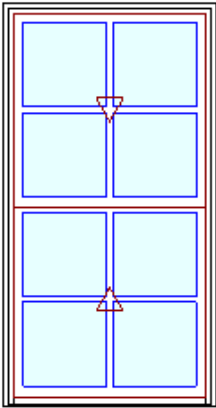
Nailing Fin

***Note: Divided lite cut alignment may not be accurately represented in the OMS drawing. Please consult your local representative for exact specifications.

***Note: Unit Availability and Price is Subject to Change

Line #17	Mark Unit: GE-T	Net Price:		1,116.87
Qty: 1		Ext. Net Price:	USD	1,116.87

MARVIN 



As Viewed From The Exterior

CN 3260

RO 32 1/2" X 60 1/4"

Egress Information

Width: 28 3/8" Height: 24 33/64"

Net Clear Opening: 4.83 SqFt

Stone White Exterior
White Interior
Elevate Double Hung
CN 3260
Rough Opening 32 1/2" X 60 1/4"
Top / Bottom Sash
Stone White Exterior
White Interior
IG
Tempered Low E2 w/Argon
Stainless Perimeter and Spacer Bar
7/8" SDL - With Spacer Bar - Stainless
Rectangular - Standard Cut 2W2H
Stone White Ext - White Int
White Weather Strip Package
1 White Sash Lock
PG Upgrade
Exterior Aluminum Screen
Stone White Surround
Bright View Mesh
***Screen/Combo Ship Loose
4 9/16" Jambs

Nailing Fin

***Note: Divided lite cut alignment may not be accurately represented in the OMS drawing. Please consult your local representative for exact specifications.

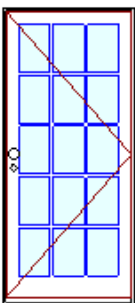
***Note: Unit Availability and Price is Subject to Change

Line #18	Mark Unit: DR1 - ENTRY	Net Price:		10,000.00
Qty: 1		Ext. Net Price:	USD	10,000.00

Materials SIZE AND STYLE - TBD - \$10,000.00 ALLOWANCE

Line #19	Mark Unit: DR2	Net Price:		2,750.14
Qty: 1		Ext. Net Price:	USD	2,750.14

MARVIN 



Active

As Viewed From The Exterior

CN 3068

RO 37 5/16" X 82 1/2"

Egress Information

Width: 31 37/64" Height: 79 3/64"

Net Clear Opening: 17.34 SqFt

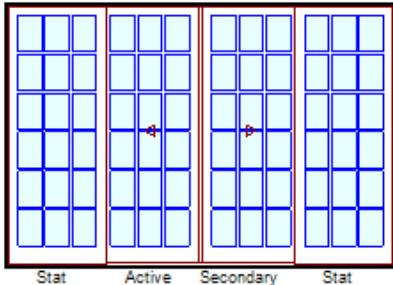
Stone White Exterior
White Interior
Elevate Outswing French Door X Left Hand
CN 3068
Rough Opening 37 5/16" X 82 1/2"
Stone White Exterior
White Interior
IG
Tempered Low E2 w/Argon
Stainless Perimeter and Spacer Bar
7/8" SDL - With Spacer Bar - Stainless
Rectangular - Standard Cut 3W5H
Stone White Ext - White Int
Multi-Point Lock
Cambridge Handle Satin Nickel PVD Keyed Exterior Primary Handle Set
Cambridge Handle Satin Nickel PVD Interior Primary Handle Set
Keyed Alike - Keyed Alike Group 1
Satin Nickel PVD Adjustable Hinges
Beige Ultrex Sill / Beige Weather Strip
4 9/16" Jambs

Nailing Fin

***Note: Divided lite cut alignment may not be accurately represented in the OMS drawing. Please consult your local representative for exact specifications.

***Note: Unit Availability and Price is Subject to Change

Line #20	Mark Unit: DR3	Net Price:		9,238.21
Qty: 1		Ext. Net Price:	USD	9,238.21



As Viewed From The Exterior

CN 12080

RO 142" X 96"

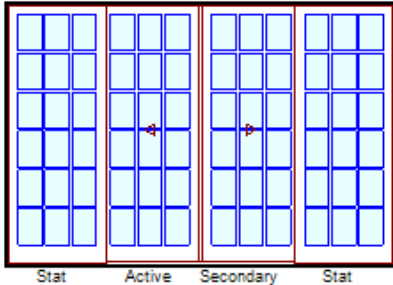
Egress Information

Width: 59 3/64" Height: 90 47/64"

Net Clear Opening: 37.21 SqFt

Stone White Exterior
White Interior
Elevate Sliding French Door OXXO Left Hand
CN 12080
Rough Opening 142" X 96"
**Operator Panels Ship Separate
Left Panel
Stone White Exterior
White Interior
IG
Tempered Low E2 w/Argon
Stainless Perimeter and Spacer Bar
7/8" SDL - With Spacer Bar - Stainless
Rectangular - Standard Cut 3W6H
Stone White Ext - White Int
Left Center Panel
Stone White Exterior
White Interior
IG
Tempered Low E2 w/Argon
Stainless Perimeter and Spacer Bar
7/8" SDL - With Spacer Bar - Stainless
Rectangular - Standard Cut 3W6H
Stone White Ext - White Int
Right Center Panel
Stone White Exterior
White Interior
IG
Tempered Low E2 w/Argon
Stainless Perimeter and Spacer Bar
7/8" SDL - With Spacer Bar - Stainless
Rectangular - Standard Cut 3W6H
Stone White Ext - White Int
Right Panel
Stone White Exterior
White Interior
IG
Tempered Low E2 w/Argon
Stainless Perimeter and Spacer Bar
7/8" SDL - With Spacer Bar - Stainless
Rectangular - Standard Cut 3W6H
Stone White Ext - White Int
White Interior Weather Strip Package
Multi-Point Lock
Cambridge Handle Satin Nickel PVD Keyed Exterior Primary Handle Set
Cambridge Handle Satin Nickel PVD Interior Primary Handle Set
Cambridge Handle Satin Nickel PVD Exterior Secondary Handle Set
Cambridge Handle Satin Nickel PVD Interior Secondary Handle Set
Keyed Alike - Keyed Alike Group 1
Coastal Lock Mech & Rollers
Exterior Sliding Screen
Stone White Surround
Bright View Mesh
***Screen/Combo Ship Loose
Beige Ultrex Sill / Beige Weather Strip
4 9/16" Jambs
Nailing Fin
***Note: Divided lite cut alignment may not be accurately represented in the OMS drawing. Please consult your local representative for exact specifications.
***Note: Unit Availability and Price is Subject to Change

Line #21	Mark Unit: DR4	Net Price:	8,821.41
Qty: 1		Ext. Net Price: USD	8,821.41



As Viewed From The Exterior

CN 12080

RO 142" X 96"

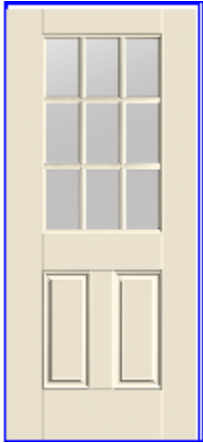
Egress Information

Width: 59 3/64" Height: 90 47/64"

Net Clear Opening: 37.21 SqFt

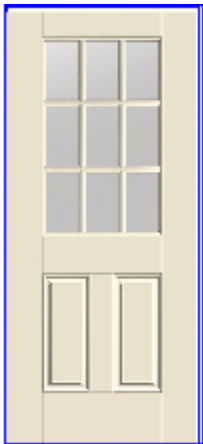
Stone White Exterior
White Interior
Elevate Sliding French Door OXXO Left Hand
CN 12080
Rough Opening 142" X 96"
**Operator Panels Ship Separate
Left Panel
Stone White Exterior
White Interior
IG
Tempered Low E2 w/Argon
Stainless Perimeter and Spacer Bar
7/8" SDL - With Spacer Bar - Stainless
Rectangular - Standard Cut 3W6H
Stone White Ext - White Int
Left Center Panel
Stone White Exterior
White Interior
IG
Tempered Low E2 w/Argon
Stainless Perimeter and Spacer Bar
7/8" SDL - With Spacer Bar - Stainless
Rectangular - Standard Cut 3W6H
Stone White Ext - White Int
Right Center Panel
Stone White Exterior
White Interior
IG
Tempered Low E2 w/Argon
Stainless Perimeter and Spacer Bar
7/8" SDL - With Spacer Bar - Stainless
Rectangular - Standard Cut 3W6H
Stone White Ext - White Int
Right Panel
Stone White Exterior
White Interior
IG
Tempered Low E2 w/Argon
Stainless Perimeter and Spacer Bar
7/8" SDL - With Spacer Bar - Stainless
Rectangular - Standard Cut 3W6H
Stone White Ext - White Int
White Interior Weather Strip Package
Multi-Point Lock
Cambridge Handle Satin Nickel PVD Keyed Exterior Primary Handle Set
Cambridge Handle Satin Nickel PVD Interior Primary Handle Set
Cambridge Handle Satin Nickel PVD Exterior Secondary Handle Set
Cambridge Handle Satin Nickel PVD Interior Secondary Handle Set
Keyed Alike - Keyed Alike Group 1
Coastal Lock Mech & Rollers
No Screen
Beige Ultrex Sill / Beige Weather Strip
4 9/16" Jambs
Nailing Fin
***Note: Divided lite cut alignment may not be accurately represented in the OMS drawing. Please consult your local representative for exact specifications.
***Note: Unit Availability and Price is Subject to Change

Line #22	Mark Unit: DR5 - GARAGE MAN DOOR	Net Price:		1,418.27
Qty: 1		Ext. Net Price:	USD	1,418.27



Materials Ext Smooth Star Single Door 36" x 80" S2150-SDLLE (SDL), 4 9/16" On-Guard Primed, Left Hand Inswing, Brushed Nickel Ball Bearing Hinges, Mill Finish w Light Cap Composite Adjustable Sill, Bronze Compression Weatherstripping, Double Lock Bore 2-3/4" Backset Bore, Strike Prep
Rough Opening: 38 1/2" x 82 1/2"
Total Unit: 37 5/8" x 82"

Line #23	Mark Unit: DRG1/DRG2 - DETACHED GARAGE	Net Price:		1,418.27
Qty: 2		Ext. Net Price:	USD	2,836.54



Materials Ext Smooth Star Single Door 36" x 80" S2150-SDLLE (SDL), 4 9/16" On-Guard Primed, Left Hand/Right Hand Inswing, Brushed Nickel Ball Bearing Hinges, Mill Finish w Light Cap Composite Adjustable Sill, Bronze Compression Weatherstripping, Double Lock Bore 2-3/4" Backset Bore, Strike Prep
Rough Opening: 38 1/2" x 82 1/2"
Total Unit: 37 5/8" x 82"

Project Subtotal Net Price: USD	70,178.86
Taxable Materials: USD	14,254.81
6.000% Sales Tax: USD	5,066.02
Project Total Net Price: USD	89,499.69

⊗ Lines with Errors Exist on Project - Project Pricing is not Valid

TERMS AND CONDITIONS

- All Marvin Pricing Valid For 30 Days.
- All orders require 50% Deposit at time of order placement / Shop drawing approval.
- All Pricing is for material only unless otherwise stated.
- While we have done our best to quote this project accurately, it is your responsibility to determine that we have quoted what you and your customer want including suitability, Local Code Compliance, and fitness for purpose.
- Review this order carefully. Marvin product is made to order and is not returnable. We cannot accept changes/cancellations after your order has been signed off on and released into production.

We cannot release and order unless this sheet is signed, dated and returned to the sender via e-mail.

- A 3% Convenience Fee will be added for all Credit Card Payments.

PURCHASE APPROVAL/SIGN OFF

Project Subtotal Net Price: USD 70,178.86

Taxable Materials: USD 14,254.81

6.000% Sales Tax: USD 5,066.02

Project Total Net Price: USD 89,499.69

⊗ Lines with Errors Exist on Project - Project Pricing is not Valid

I have reviewed all line item quotes in detail and agree that the product specifications and pricing are accurate, and I approve the project for order. I acknowledge that additional charges, tax or Terms and Conditions may apply.

Buyer: _____ Date: _____

• (BUDGET ESTIMATE) Installation Option - \$ 11,250.00

- **INSTALLATION OF WINDOW AND DOOR UNITS AS LISTED IN QUOTE ABOVE; ALL UNITS SHALL BE INSTALLED AS PER MANUFACTURERS WRITTEN INSTRUCTIONS AND BY FACTORY TRAINED / INSTALLATION MASTERS CERTIFIED INSTALLERS, METHOD "A1" INSTALLATION. ALL FLASHING MATERIALS INCLUDED COMPLY WITH ASTM E2112-01, SECTION 5.13. (6" BUTYL FLASHING TAPE & FLEX TAPE SILLS, CAULK, LOW EXPANSION FOAM, SHIMS & FASTENERS).**
- **ANY ALTERATION TO OPENINGS NEEDED TO ALLOW FOR PROPER INSTALLATION OF WINDOW/DOOR PRODUCTS WILL BE HANDLED ON A TIME AND MATERIALS BASIS WITH PRIOR APPROVAL FROM GC.**
- **INSTALLERS SHALL CLEAN UP AND DISPOSE OF INSTALLATION RELATED DEBRIS (GC PROVIDED DUMPSTER).**

Buyer: _____ Date: _____