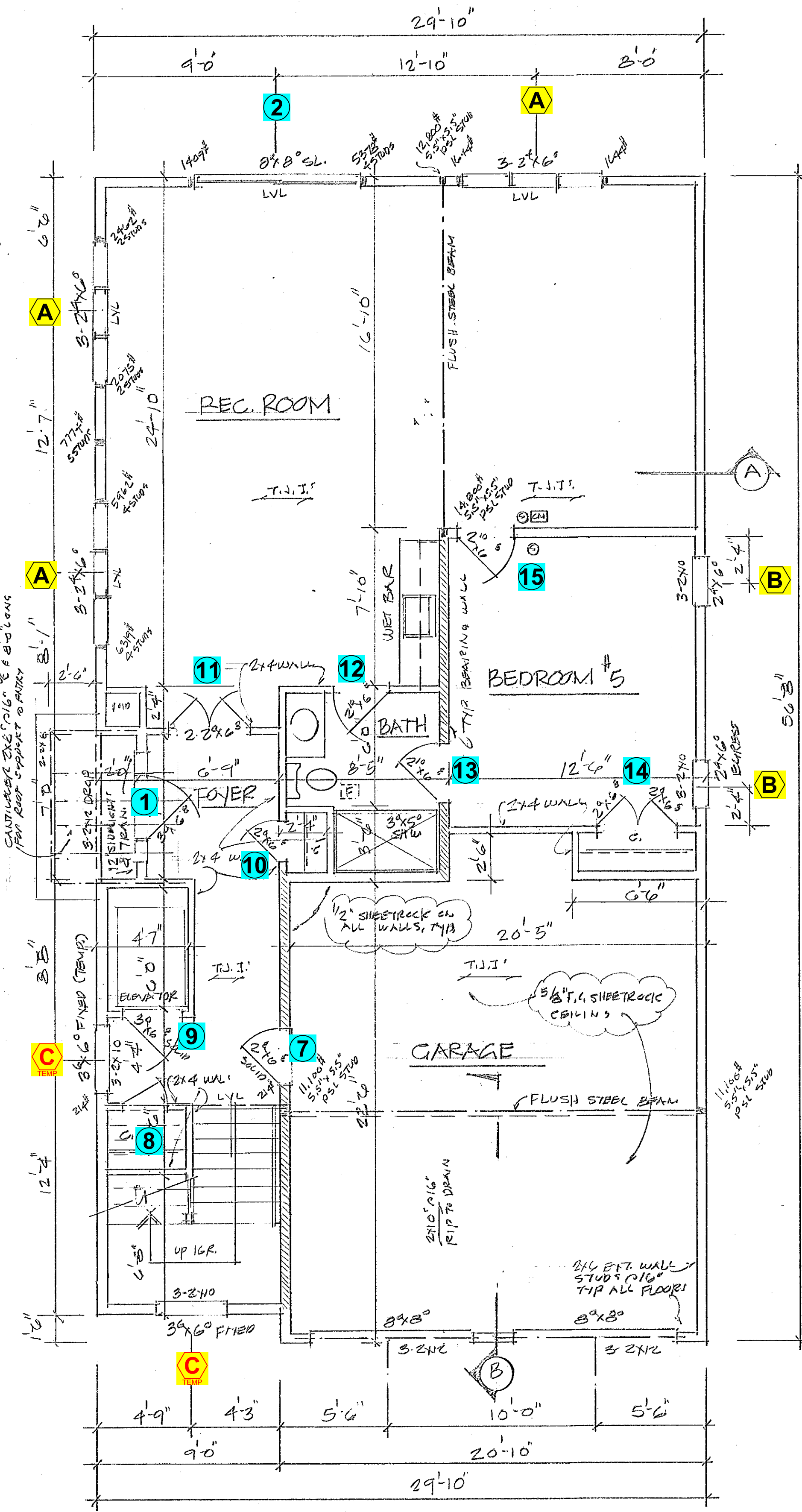
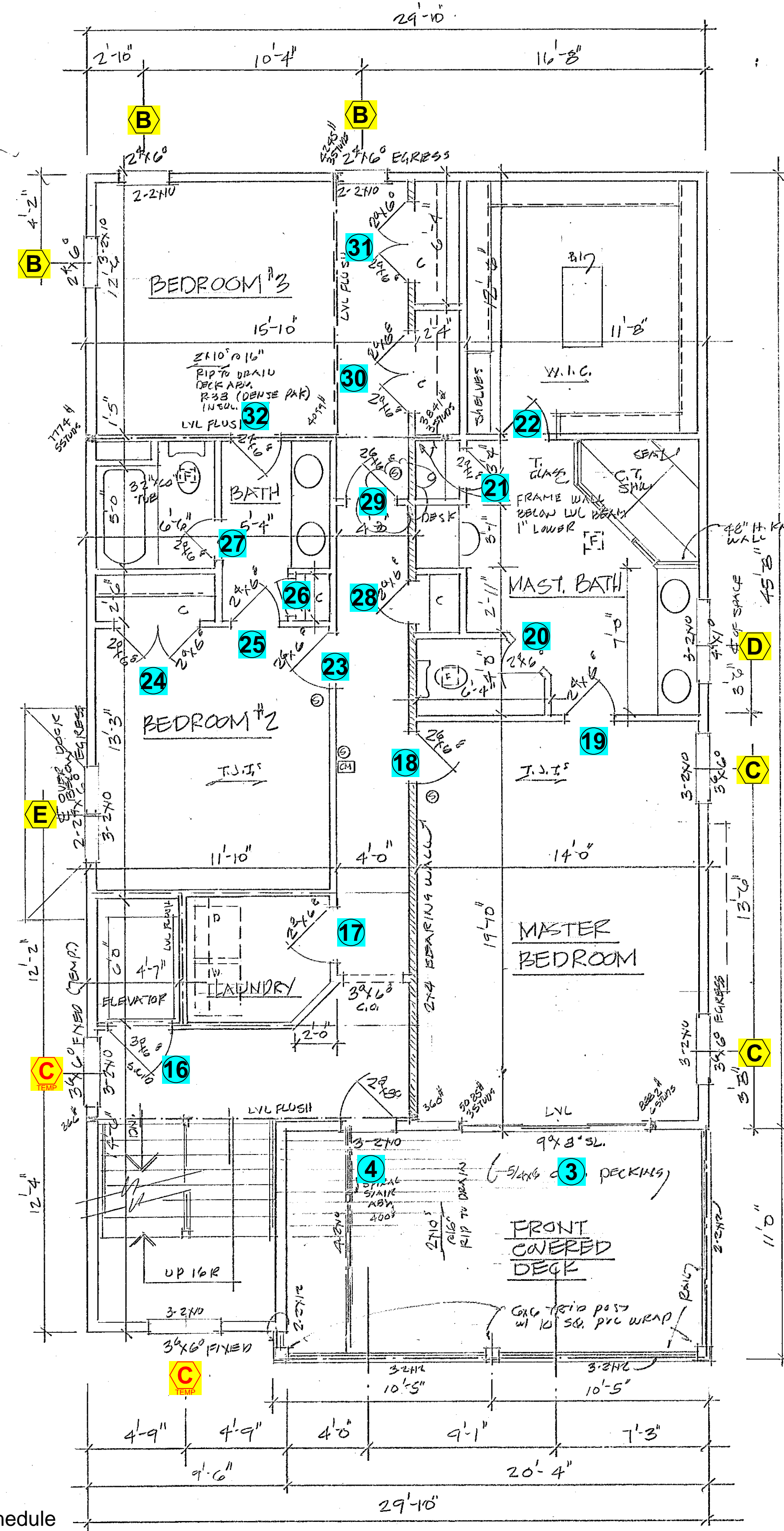


SAME AS
2ND FLOOR
WINDOW

Window Schedule

Description	Quantity
A Mark A	4
B Mark B	8
C Mark C	4
C Mark C Temp	5
D Mark D	1
E Mark E	1
F Mark F	1

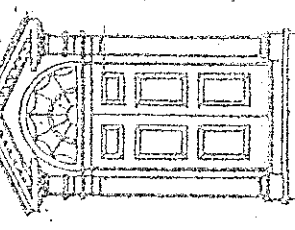


NOTE:
PROVIDE 5/8" F.C. SHEETROCK - WALLED
CEILING - ELEVATOR SHAFT.

FIRST FLOOR	1190 SQ. FT.
SECOND FLOOR	1458 SQ. FT.
THIRD FLOOR	1308 SQ. FT.
DECKS	596 SQ. FT.
GARAGE	479 SQ. FT.

THESE PLANS AND THE DESIGN
CONTAINED HEREIN ARE THE
PROPERTY OF RESIDENTIAL
DESIGNS, LTD. AND SHALL NOT
BE REPRODUCED OR USED IN
ANY MANNER EITHER ALL OR IN
PART WITHOUT FIRST SECUR-
ING WRITTEN PERMISSION OF
RESIDENTIAL DESIGNS, LTD.
CHESAPEAKE, VA. UNDER
PENALTY OF LAW.

RESIDENTIAL
DESIGNS, LTD.
CARROLL W. JOHNSON
Post Office Box 16410 - Chesapeake, Virginia 23328
(757) 546-4546
residentialdesigns@verizon.net



DATE: 3-4-19

DESIGN BY: CWJ

DRAWN BY: CWJ

Three Story Beach Home J F Schoch Builder

REVISIONS
4-8-19
5-25-21

JOB NO.

1907

SHEET NO.

2/6